

FEBRUARY 2018 SPEDOMETER FOR LEA ACTION

Getting up to Speed with IDEA and
Accelerating Results for Students with Disabilities

IN THIS ISSUE

 [Assessment Updates – Page 2](#)

 [What's Available on the Data Gateway? – Page 4](#)

RDA DATA DRILL DOWN SCHEDULE

Date	8:30 AM – 11:30 AM	1:00 PM – 4:00 PM
Monday February 26, 2018	Logan Cache District Office Greenville Room 2063 N 12 th E Logan, UT 84341	Ogden Ogden School District Professional Development Building (#2) Conference Room D 1950 Monroe Blvd Ogden, UT 84401
Tuesday February 27, 2018	West Jordan Jordan Auxiliary Building 7905 S Redwood Rd West Jordan, UT 84088	West Jordan Jordan Auxiliary Building 7905 S Redwood Rd West Jordan, UT 84088
Wednesday February 28, 2018	American Fork Alpine School District Rooms 200 & 210 575 N 100 E American Fork, UT 84003	Springville Nebo Summit Center Aspen Lab 165 S 700 E Springville, UT 84663
Thursday March 1, 2018	Price Carbon School District Training Room 1 251 W 400 N Price, UT 84501	Moab (2:00 PM – 5:00 PM) Grand District Office Board Room 264 S 400 E Moab, UT 84532



Utah State Board of Education

SpEdOmeter is a publication of the Utah State Board of Education

Special Education

250 E 500 S

PO Box 144200

Salt Lake City, UT 84114-4200

Dr. Sydnee Dickson, State Superintendent




Leah Voorhies, Assistant Supt. of Student Support

ADA Compliant: February 2018

Date	8:30 AM – 11:30 AM	1:00 PM – 4:00 PM
Friday March 2, 2018	Richfield Sevier District Office Training Lab 180 E 600 N Richfield, UT 84701	Cedar City (2:00 PM – 5:00 PM) Iron District Office Room B 2077 W Royal Hunte Dr Cedar City, UT 84720

ASSESSMENT UPDATES

Spring Summative Assessment Windows

-  DLM/UAA
 - March 12, 2018 – June 8, 2018
-  SAGE
 - March 20, 2018 – June 18, 2018
-  ACT
 - Initial date: February 27, 2018
 - Makeup dates: March 20, 2018 – April 3, 2018
 - Online window (Tue., Wed., Thu.): February 27, 2018 – March 8, 2018
 - **Accommodations window: February 27, 2018 – March 13, 2018**
 - Accommodations makeup window: March 20-23, 26, 2018

Guidance for DLM Test Administrators

The DLM spring summative window is approaching fast. Make sure teachers have completed the following steps.

DLM TEACHER ACCOUNTS CHECKLIST

- ☐ Gain access to [Educator Portal](https://educator.cete.us/AART/logIn.htm) (<https://educator.cete.us/AART/logIn.htm>)
 - The [Educator Portal User Guide](http://dynamiclearningmaps.org/sites/default/files/documents/Manuals_Blueprints/Educator_Portal_User_Guide.pdf) (http://dynamiclearningmaps.org/sites/default/files/documents/Manuals_Blueprints/Educator_Portal_User_Guide.pdf) will give guidance to using and working in Educator Portal.
- ☐ Complete the Security Agreement in your Educator Portal profile.
- ☐ Complete the [Required Test Administrator Training in Moodle](http://training.dynamiclearningmaps.org/login/index.php) (<http://training.dynamiclearningmaps.org/login/index.php>).
- ☐ Become familiar with the resources on the [DLM Utah Home Page](http://dynamiclearningmaps.org/Utah) (<http://dynamiclearningmaps.org/Utah>).
- ☐ Read the [Test Administration Manual \(TAM\)](http://dynamiclearningmaps.org/sites/default/files/documents/Manuals_Blueprints/Test_Administration_Manual_YE.pdf) (http://dynamiclearningmaps.org/sites/default/files/documents/Manuals_Blueprints/Test_Administration_Manual_YE.pdf) Spring Assessment section.

DLM STUDENT ACCOUNTS CHECKLIST

- ☐ Verify student's DLM participation eligibility.
- ☐ Check student roster for accuracy.
- ☐ Complete the student's Personal Needs Profile (PNP/Access Profile) in Educator Portal.
 - o Use the [Accessibility Manual](http://dynamiclearningmaps.org/sites/default/files/documents/Manuals_Blueprints/Accessibility_Manual.pdf) (http://dynamiclearningmaps.org/sites/default/files/documents/Manuals_Blueprints/Accessibility_Manual.pdf) and work with IEP teams to determine which accessibility supports should be provided for each student.
 - o Guidance on the PNP/Access Profile is on page 31 of the Educator Portal User Guide.
- ☐ Complete and submit the student's First Contact Survey in Educator Portal.
Students do NOT receive testlets if the First Contact survey is not submitted.
 - o Guidance on the First Contact Survey is on page 42 of the Educator Portal User Guide.

KEY STEPS TO DLM SPRING TEST ADMINISTRATION

1. Recheck student information, Access Profile, and First Contact Survey responses for accuracy.
2. Make sure you have scheduled enough time for administration for each student. (Every student is different, some students may complete testing in 2-3 days while other students may take 2-3 weeks.)
3. Retrieve the Test Information Page (TIP) for each testlet from Educator Portal. Gather materials needed before beginning the assessment.
4. Retrieve student's user name and password from Educator Portal.
5. Use KITE Client to administer the DLM assessment to students. (Make sure you have the most updated version downloaded.)
6. As each remaining testlet becomes available, retrieve the TIP and gather the needed materials before assessing the student.

Additional information can be found on the DLM Utah Home Page in the Test Administration Manual (TAM) and Educator Portal User Guide. For more information, contact [Tracy Gooley](mailto:tracy.gooley@schools.utah.gov) (tracy.gooley@schools.utah.gov).

KEEP Exit Update

The final draft of the KEEP exit assessment is nearing completion. Revisions are being made and administration times are being determined based on the results of a pilot administration with a group of kindergarten students. Using a train-the-trainer model, USBE will provide training on the administration of the KEEP exit assessment to a limited number of interested LEA personnel through one of three offerings.

Date	Time	Format	Location	Max Attendees
March 13 th	2:30 PM – 4:30 PM	In Person	USBE Basement West	100
March 15 th	2:00 PM – 4:00 PM	In Person	USBE Basement West	100
March 19 th	10:00 AM – 12:00 PM	Online	Webinar link forthcoming	100

Space is limited, so please prioritize who will attend the training from your LEA. To register for one of the trainings, find course number **40324** in [MIDAS](https://usbe.midaseducation.com/) (<https://usbe.midaseducation.com/>).

The online training will be recorded and posted to USBE's [YouTube channel](#) and may be disseminated to your kindergarten teachers as desired. Although each training is scheduled for 2 hours, they might end sooner. The format of the KEEP exit is similar to the entry, but the items are substantially different.

If you have any questions, please contact [Tracy Gooley](mailto:tracy.gooley@schools.utah.gov) (tracy.gooley@schools.utah.gov) or [Jennifer Throndsen](mailto:jennifer.throndsen@schools.utah.gov) (jennifer.throndsen@schools.utah.gov).

WHAT'S AVAILABLE ON THE DATA GATEWAY?

On February 22nd, from 11:00 AM to 12:00 PM, a webinar will be offered highlighting the resources available on USBE's [Data Gateway](https://datagateway.schools.utah.gov/) (<https://datagateway.schools.utah.gov/>) to help you monitor your LEA's 1% alternate assessment SCRAM data. The webinar will provide a walkthrough on how to find and use the available reports with a Q&A session at the end. Go to the [WebEx meeting homepage](#) to add the webinar to your calendar now, then again on the 22nd to join the meeting.

Future webinars highlighting the resources available on the Data Gateway for other APR Indicators are being discussed.

For more information, contact [Tracy Gooley](mailto:tracy.gooley@schools.utah.gov) (tracy.gooley@schools.utah.gov).