



SITC 2020 Reimagined - Virtual Meeting Guide

Welcome to SITC 2020 Reimagined

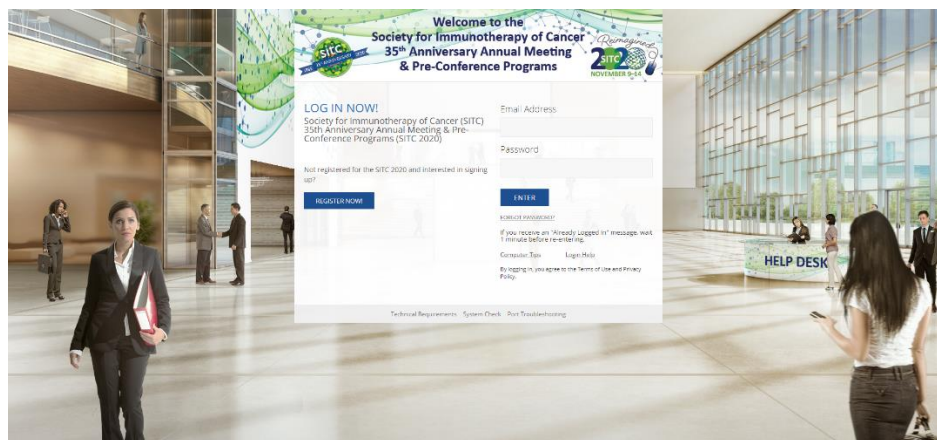
While many familiar things have changed this year, our commitment to an outstanding Annual Meeting & Pre-Conference Programs remains the same.

We are excited you are joining us to *reimagine* SITC 2020 as an online opportunity to virtually connect the global SITC family and interact through a unique experience that remains focused on the science and application of cancer immunotherapy and tumor immunology to improve cancer patient outcomes.

How to Access the Virtual Platform

After completing your registration for SITC 2020, you will receive an email with login information and access instructions to join the virtual meeting.

On the virtual meeting login page, enter your username (email address used to register for SITC 2020) and password from your email. For your convenience, your daily meeting emails will link you to the SITC 2020 login page, where you will enter this login information to access the meeting, November 9-14.



We strongly encourage you to test your login username and password prior to the first day of the meeting to ensure you are able to successfully access the materials. Please contact info@sitcancer.org with access questions.

Connection Tips

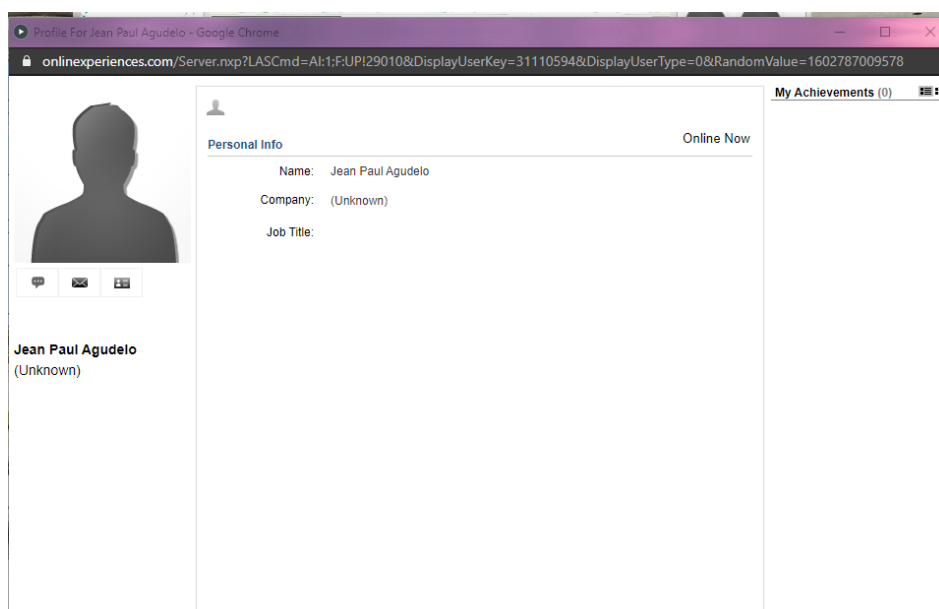
- Please be sure to disable any pop-up blockers on your internet browser
- The SITC 2020 virtual experience is mobile friendly, however, it is recommend to connect via a laptop or desktop computer to enable all virtual meeting controls



- To set your time zone, enter the Theater, and select your time zone from the drop-down in the upper right-hand corner of the white player box.
- For a full list of connection recommendations, please visit the FAQ page.

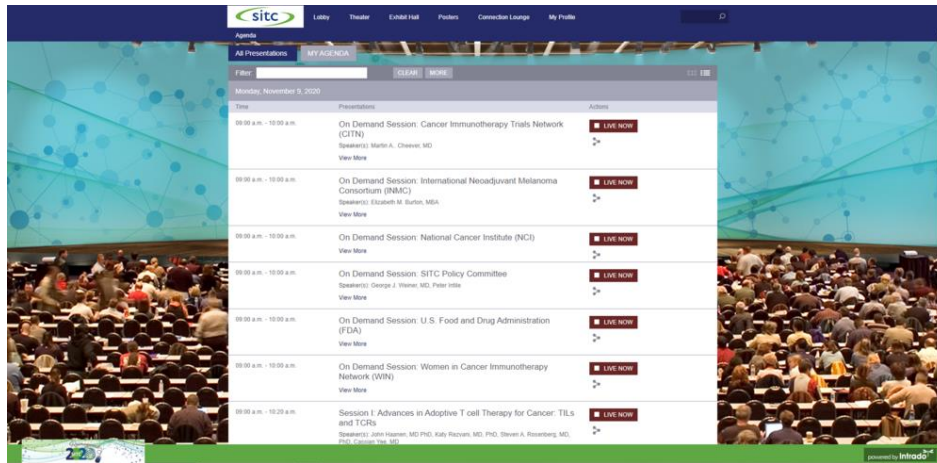
Customize Your Profile

Customize your user profile by entering your contact information, preferred name and headshot. A complete profile will allow you to share your virtual business card (v-card) with other attendees as well as exhibitors to make lasting connections.



Build a Personal Agenda

Create your own personal meeting agenda via the “Agenda” tab in the main navigation bar (located under “Theater”). Simply add sessions you wish to attend to ensure you don’t miss out on the scientific content, research and our lineup of impressive organizers, faculty and presenters.




Programming starts on Nov. 9. Browse the “Nov. 9–10” (Pre-Conference Programs), the “Nov. 11–14” (Annual Meeting) and Sponsored Symposia components to ensure you set reminders to attend all sessions during the week of SITC 2020.

Visit the Exhibit Hall

Visit the Exhibit Hall and explore interactive booths during the preview period. Return during dedicated hall hours (listed below) to connect with exhibitors.

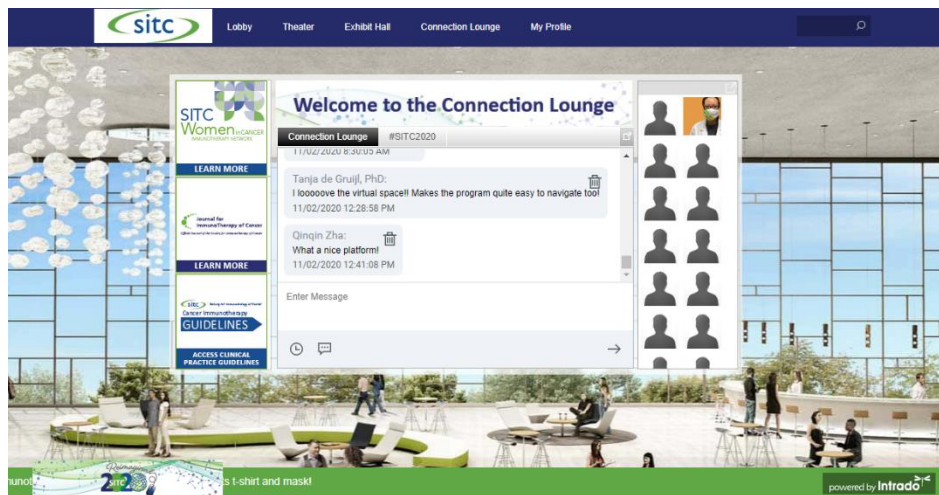
- Wednesday, Nov. 11: 1–2 p.m., 5–6 p.m. EST
- Thursday, Nov. 12: 12:30–1:30 p.m., 5–6 p.m. EST
- Friday, Nov. 13: 12:30–1:30 p.m., 4:30–5:30 p.m. EST
- Saturday, Nov. 14: 12:30–1:30 p.m. EST





Visit the Connection Lounge

Converse with attendees and exhibitors on the discussion board or private chat. The Connection Lounge is also the hub of social media activity. Make sure to use our official hashtag, [#SITC2020](#), on [Twitter](#), [Facebook](#) and [LinkedIn](#) throughout the meeting for a chance to be featured on the social media wall.



Innovation Showcase

Visit the Innovation Showcase to see the latest developments and products in the IO landscape!



Poster Hall

Engage directly with researchers as they present their data and answer your questions in the Poster Hall. Click "Posters" on the top navigation bar of the virtual meeting website or click



“Poster Hall” from the main lobby. **Use your SITC 2020 meeting credentials to access the Poster Hall within the virtual event platform.**

ePoster Viewing Sessions: Presenters will be at their ePosters during these times.

- Odd numbered ePosters: Wednesday, Nov. 11, at 5:15–5:45 p.m. EST
- Even numbered ePosters: Thursday, Nov. 12, at 4:50–5:20 p.m. EST
- Odd numbered ePosters: Friday, Nov. 13, at 4:40–5:10 p.m. EST
- Even numbered ePosters: Saturday, Nov. 14, at 1–1:30 p.m. EST

Rapid Oral Abstract Presentations: Selected abstracts will be presented with time for live Q&A with the presenters. Each session time offers concurrent basic research and clinical sessions.

- Wednesday, Nov. 11, at 1:30–2 p.m. EST
- Thursday, Nov. 12, at 12:50–1:20 p.m. EST

Poster Symposium: Selected abstracts will be presented with time for live Q&A with the presenters.

- Saturday, Nov. 14, at 1:30–2:45 p.m. EST

Late-Breaking Abstract Sessions: Selected late-breaking abstracts will be presented with time for live Q&A with the presenters.

- Thursday, Nov. 12, at noon–12:30 p.m. EST
- Friday, Nov. 13, at 1–1:30 p.m. EST

Replay Sessions: Select Rapid Oral Abstract and Late-Breaking Abstract sessions will be replayed with presenters logged in for live chat and Q&A.

- Wednesday, Nov. 11, at 7–8 p.m. EST
- Thursday, Nov. 12, at 7–8 p.m. EST
- Friday, Nov. 13, at 7–8 p.m. EST

Live Q&A

Engage with faculty through live question and answer sessions throughout the week during the educational sessions!

SITC’s Decades of Details - Trivia Game

As we celebrate our 35th Anniversary Annual Meeting, test your knowledge of SITC history with an interactive society trivia game and see where you rank on the leaderboard!



Need Help?

Click the “Help Desk” in the lobby or select “My Profile” >”Help” on the top navigation bar of the virtual meeting website for assistance.