

PAA NEWS

#PAA2018 ANNUAL MEETING RECAP

PAA sends out a survey following the annual meeting to learn more about the attendees' experience. This is the third year that we've sent out the survey, so we're sharing details from the last two years for comparison.

Who Attends the PAA Annual Meeting?

55% of the attendees are academic professionals (not students). 27% of attendees ARE students and 11% are nonprofit or federal government employees. A comparison of the past three years is below:

	2016	2017	2018
Academic (Not Student)	53%	57%	55%
Student	24%	25%	27%
Nonprofit	7%	5%	6%
Federal Gov't	7%	5%	5%
Other	9%	8%	7%

The top four selected primary areas of specialization are Health & Mortality (HM); Marriage Family, Households, and Unions (MFHU); Fertility, Family Planning, Sexual Behavior, and Reproductive Health (FFSR); and Migration and Urbanization (MU). Migration and Urbanization has supplanted Economy, Labor Force, Education, and Inequality (ELEI), which was the 4th most common area of specialty in 2016 and 2017.

	2016	2017	2018			2016	2017	2018
HM	18.25%	17.87%	18.21%		Applied Demography	3.91%	5.8%	5.93%
MFHU	13.56%	16.80%	15.59%		Data & Methods	7.17%	6.13%	5.79%
FFSR	17.21%	16%	14.34%		Children & Youth	2.74%	3.33%	4.97%
ELEI	10.43%	10.67%	7.03%		Other	4.17%	2.13%	4.28*
MU	9.65%	9.2%	10.62%		Population, Development & Environment	3.39%	2.93%	3.72%
Population & Aging	6.65%	5.6%	6.90%		Gender, Race & Ethnicity	2.87%	3.47%	2.62

IN THIS ISSUE:

PAA NEWS	1	CONFEERENCES	10
GOVERNMENT AND PUBLIC AFFAIRS UPDATE	7	FELLOWSHIPS AND OTHER OPPORTUNITIES	11
DEMOGRAPHY AND POLICY	8	DATA	11
DATA POINTS	9	BOOKS	11
CALLS FOR PAPERS	10	JOBS	12
		PEOPLE	12

Experience at PAA Annual Meeting

Overall, we're pleased to see that the attendee experience has generally improved over the past three years. We suspect that the significant rating increase for the Welcome Mixer has much to do with the earlier time slot and the quality and type of food provided in 2017 and 2018 compared to 2016. Less significant, but noticeable, is the improvement in the online registration experience. The current online registration system was debuted in 2016, and we suspect that the improvement is related to attendees being more familiar with the system.

	2016	2017	2018
Overall Experience			
• Excellent/Good	94.05%	96.34%	97.63%
• Fair/Poor	5.95%	3.66%	2.37%
Welcome Mixer			
• Excellent/Good	76.95%	93.20%	93.88%
• Fair/Poor	23.05%	6.80%	6.12%
Online Registration			
• Excellent/Good	88.23%	95.86%	94.78%
• Fair/Poor	11.77%	4.14%	5.22%
Onsite Badge Pickup			
• Excellent/Good	90.93%	95.84%	96.20%
• Fair/Poor	9.07%	4.16%	3.80%

Attendee Suggestions and Issues to Address for 2019

Each year we ask for suggestions on how we can improve the PAA Annual Meeting. Here are a sample of suggestions from this year and how we plan to address them:

- **Online Program and Mobile App:** We received a lot of feedback about the clunky nature of the mobile app and online program, as well as general dissatisfaction with the submission system. ***We are very pleased to announce that PAMPA will return as the submission system for the PAA 2019 Annual Meeting.*** Late last year, PAA's leadership reached out to PAMPA's developer – German Rodriguez – about potentially purchasing the service. We learned that German's son, a developer as well, is willing and able to support PAMPA for the PAA 2019 Annual Meeting and beyond. PAA considered this option, as well as another commercial option, and decided to go with PAMPA.
- **Childcare/Caregiving Options:** Prior to the beginning of PAA 2018, we received several inquiries about childcare availability for PAA 2018. We added a question to the PAA 2018 Feedback survey, and 21% of the respondents have childcare or caregiving responsibilities. PAA staff will be investigating feasible options to help attendees with this issue and will present a recommendation to the Board of Directors at the Fall Board meeting in October 2018.
- **Speed Sessions and New Session Types:** We received a lot of positive feedback about the speed poster session held Friday at lunch time. In 2019, there will be 11 sessions designated as speed sessions – one in each topic area. More details will be available in the 2019 Call for Papers.

HIGHLIGHTS OF THE SPRING 2018 BOARD MEETING, DENVER, CO

By Liana Sayer, Outgoing PAA Secretary-Treasurer

The Board welcomed its new members to their first meeting: President-elect John Casterline, Vice President-elect Noreen Goldman, and incoming Board members Emily Hannum, Mary Beth Ofstedal, James Raymo, and Kathryn

Yount. Board discussion focused on the 2018 annual meeting, achieving strategic planning initiatives, securing the long-term financial health of PAA, and consideration of a sexual harassment prevention proposal submitted by members to the Board.

The 2018 annual meeting of the PAA was a tremendous success. The high-quality meeting was made possible by the advance work of the Program Planning Committee, President Wendy Manning, Vice President John Iceland, the PAA Executive Office Staff, and the many PAA members who volunteered as session organizers, chairs, discussants, and poster judges. The final registration count was 2,475. Innovations at the 2018 annual meeting included two “speed” poster sessions that were well attended and received. The speed posters will be featured at the 2019 annual meeting in Austin, TX. In addition to presenting their own research at paper and poster sessions, members participated in the Early Career Mentoring Lunch, attended by about 120 junior demographers and the reception for the Early Career Demographers, who are within 10 years of receipt of their degree. These events were organized by the hard-working Membership Committee, Chair Jason Fields, Noreen Goldman, Emily Hannum, John Iceland, and Krista Perreira. The International Outreach Committee, Chair Sonalde Desai, supported attendance at the meeting of 33 scholars from developing countries.

Dr. Leah Van Wey, Finance Committee Chair, and Dr. Liana Sayer, outgoing Secretary-Treasurer, reported on PAA’s financial status and led the discussion of financial implications of Strategic Plan actions. The Board considered whether PAA should focus on efforts to build our endowment, so it could provide ongoing support for PAA programs and reduce our financial reliance on income generated from the annual meeting and *Demography*. The Board charged the Finance and Development committees with developing a proposal about ways to grow our endowment for discussion at the Fall 2018 Board meeting.

Dr. Wendy Manning presented the member proposal to develop a Sexual Harassment Prevention program. The Board discussed the need to address issues of sexual harassment in ways that would lead to proactive policy and programs to advance broadly the position of women and members of underrepresented groups in population science. The Board decided to form a Task Force consisting of board members Emily Hannum, Jeff Morenoff, Jenna Nobles, and Kathryn Yount, as well as member volunteers. The formation of the Task Force was announced at the PAA membership meeting Saturday April 28. Further information will be sent to the membership as it becomes available.

The meeting concluded with setting the date for the Fall Board Meeting for October 7 and 8, in Washington, D.C.

#PAA2018 AWARD WINNERS

PAA Excellence in Public Service Award

- Jennifer Park, U.N. Economic Commission for Europe
- Alex Keenan, U.S. Senate Appropriations Committee

Dorothy S. Thomas Award

- [Bryan A. Stuart](#), George Washington University

Clifford C. Clogg Award for Mid-Career Achievement

- [Susan L. Brown](#), Bowling Green State University

Mindel C. Sheps Award

- [Andrei Rogers](#), University of Colorado, Boulder

Early Achievement Award

- [Hiram Beltrán-Sánchez](#), University of California, Los Angeles

#PAA2018 POSTER SESSION WINNERS

[Visit the PAA website for photos of award winners and their posters!](#)

* Indicates presenting author

P1 Fertility, Family Planning, Sexual Behavior, and Reproductive Health 1

Thursday 8:00-9:30

Judges: Bill Axinn (captain), Ann Biddlecom, Jeffrey Bingenheimer, Lea Pessin, Karina M. Shreffler
Jenny Trinitapoli

3. [Contraceptive Methods and Intimate Partner Violence in Zambia: To Conceal or Not to Conceal?](#) • *Wei Chang, *University of North Carolina at Chapel Hill*

49. [A Comparative Perspective on Male Fertility in Eleven High-Income Countries](#) • *Christian Dudel and Sebastian Kluesener, *Max Planck Institute for Demographic Research, Germany*

65. [Fertility Intentions and Immigration Enforcement: Is Immigration Enforcement a Barrier to Reproductive Autonomy?](#) • *Paul J. Fleming, *University of Michigan*; William D Lopez, *University of Michigan School of Public Health*; Charo Ledon, *Accion Buenos Vecinos*; Adreanne Waller, *Washtenaw County Public Health*; and Daniel Kruger, *University of Michigan Population Studies Center*

68. [Fertility Intentions and Contraceptive Use of Women With Chronic Health Conditions in Europe and Australia](#) • *Bryndl Hohmann-Marriott, *University of Otago, New Zealand*

75. [Family Policies and Fertility in Iceland at the Dawn of the 21st Century](#) • *Ari Klængur Jonsson, *Stockholm University, Sweden*

P2 Marriage, Families, Households, and Unions 1

Thursday 10:00-11:30

Judges: Kara Joyner (captain), Erin Baumgartner, Jennie Brand, Jessica Hardie, Anna Matysiak, Brianna Remster

40. [The Effect of a Reduced Statutory Workweek on Familial Long-Term Care in Korea](#) • *Erin Hye-Won Kim, *National University of Singapore, Singapore*; Changjun Lee, *National University of Singapore, Singapore*; and Young Kyung Do, *Seoul National University, Republic of (South) Korea*

51. [Adolescent Exposure to Diverse Neighborhoods and Schools: Implications for Interracial Dating, Cohabitation, and Marriage in Adulthood](#) • *Xing Zhang, *Cornell University*

61. [Marital Biography Interdependence and Health in Later Life](#) • *Anna M. Hammersmith, *Bowling Green State University*

76. [The Geography of Divorce in the United States: Correlates and Spatial Variation in Divorce](#) • *Krista K. Payne and Wendy D. Manning, *Bowling Green State University*

P3 Population, Development and Environment; Data and Methods

Thursday 12:30-2:00

Judges: Barbara Entwisle (captain), Jason Devine, Susana Quiros, Alexis Santos, Greg Sharp

12. [Assessing the Quality of Self-reported Education Among Adults in Brazil, 1991-2000](#) • *Marilia R. Nepomuceno, *Max Planck Institute for Demographic Research, Germany* and Cassio M. Turra, *Cedeplar/Universidade Federal de Minas Gerais (UFMG), Brazil*

38. [Stability and Change in Visible Minority Responses in Canada: A Study Using Linked 2006-2011 Census Data](#) • *Carolyn A. Liebler, *University of Minnesota and Feng Hou, Statistics Canada, Canada*

68. [Local Social Network Ties and Prenatal Smoking](#) • *Jennifer Buher Kane, Carter Butts, John R. Hipp, Emily Smith, and Ehsan Farshchi, *University of California, Irvine*

78. [An Analysis of Net International Migration and Subnational Distributions Using Administrative Data Compared to the American Community Survey](#) • *Megan Benetsky, Esther Miller, Anthony Knapp, and Shannon Sabo, *U.S. Census Bureau*

P4 Children and Youth

Thursday 2:30-4:00

Judges: Barbara Downs (captain), Steven Alvarado, Caroline Sten Hartnett, Yana Kucheva, Adam Lippert, Yeris Mayol-Garcia

8. [Expanding Health Insurance to Parents: Effects on Children's Health Care Use and Health](#) • *Xuan Zhang, *Brown University*
21. [Long-Term Effects of Juvenile Correctional Confinement](#) • *Gina Erickson and Shelly Schaefer, *Hamline University*
31. [Parenting Influences on Sexual Risk-Taking in Adolescents: Differences by Child Welfare Placement Status](#) • *Marina Haddock Potter and Sarah Font, *Pennsylvania State University*
34. The Influence of Grandparents as Co-Residents on Child Linear Growth • *Karmjeet Kaur, Shivani A. Patel, and Solveig Argeanu Cunningham, *Emory University*
49. [Timing Effects of College During the School-to-Work Transition: Evidence from the NLSY97](#) • *Serge Atherwood and Gabriela Sanchez-Soto, *University of Texas at San Antonio*

P5 Health and Mortality 1

Thursday 4:30-6:00

Judges: Sam Preston (captain), Claire Altman, Jasmine Fledderjohann, Shannon Monnat, Aggie Noah, Anna Zajakova

10. [Resiliency, Recovery, and Minority Aging: Exploring Racial/Ethnic Differences in Recovery Maintenance From Mobility Limitation](#) • *Kenzie Latham-Mintus and Cassidy Joy Wittrig, *Indiana University–Purdue University Indianapolis (IUPUI)*
23. [Everyday Instances of Unfair Treatment, Race/Ethnicity, and Cumulative Biological Risk Among Older Adults: Evidence From the Health and Retirement Study](#) • *Ryon Cobb, Jennifer A. Ailshire, and Eileen Crimmins, *University of Southern California*
51. [Social Context Interacting With Birth Weight Gene Influences Life Course Outcomes](#) • *Guangyu Tong, *Duke University* and Guang Guo, *University of North Carolina at Chapel Hill*
77. [Rural Physician Shortages and Policy Intervention](#) • *Amrita Kulka and Dennis B. McWeeny, *University of Wisconsin–Madison*
83. ["This Survey Did Not Define It As Sexual Intercourse": Non-heterosexual Women's Participation in Fertility Research](#) • *Jamie Budnick, *University of Michigan*

P6 Fertility, Family Planning, Sexual Behavior, and Reproductive Health 2

Friday 8:00-9:30

Judges: Amy Tsui (captain), Georgiana Bostean, Yoonjoung Choi, Michelle Hindin, Emily Smith-Greenaway

6. [The Effect of the Motherhood Penalty on First Birth Decisions](#) • *Eunhye Kwak, *University of Illinois at Urbana-Champaign*
33. [Which Law? Separating the Impact of Two Parental Involvement in Abortion Laws on Minors' Sexual Behavior](#) • *Pamela Meyerhofer, *Cornell University*
48. [Shifting Influences of Pregnancy on Union Formation and Stability](#) • *Maggie L. Thorsen, *Montana State University*
58. [Forced to Force-Feed? Gavage, Marriage and Sex in Mauritania](#) • *Philip Pendergast and Adenife Modile, *University of Colorado Boulder*
71. [Identifying Gendered Patterns in Family Formation Trajectories Among Immigrants](#) • *Andres Felipe Castro, *University of Pennsylvania* and Edith Y. Gutierrez-Vazquez, *Universidad de Guadalajara, Mexico*

P7 Marriage, Families, Households, and Unions 2; Gender, Race, and Ethnicity

Friday 10:00-11:30

Judges: Hyunjoon Park (captain), Amber Crowell, Karen Guzzo, Sarah Ludwig-Dehm, Liying Luo, Cadhla McDonnell

30. [Family Formation Change in Sweden: Compositional Differences in Family Structure, Parental Resources, and Educational Attainment Across Birth Cohorts](#) • *Zachary Van Winkle, *Humboldt University Berlin and WZB Berlin Social Science Center, Germany*

41. [Sexual Orientation and Relationship Dynamics in Early Adulthood: Evidence From Taiwan](#) • *Zhiyong Lin, *University of Maryland, College Park*; Wei-hsin Yu, *University of Maryland, College Park*; and Kuo-Hsien Su, *National Taiwan University, Taiwan*

62. [The Great Equalizer Revisited: Educational Attainment and Spousal Characteristics](#) • *Michael D. King, *University of Wisconsin–Madison*

70. [Gender Scripts of the Upwardly Mobile in India](#) • *Megan Nicole Reed, *University of Pennsylvania*

81. [The Browning Effect: Racial Context and Public Attitudes Toward Diversity in Texas](#) • Vanessa Gonlin, *Texas A&M University* and *Nicole Elyse Jones, *University of Missouri*

P8 Health and Mortality 2

Friday 12:30-2:00

Judges: Lori Hunter (captain), JD Daw, Jason Houle, Jennifer Buher Kane, Li Liu, David Ramey

50. [Decreasing Life Expectancy in the United States Between 2014 and 2015: Severe Health Crisis or Just Tempo Effects?](#) • *Marc Luy, *Wittgenstein Centre for Demography and Global Human Capital (IIASA, VID/OEAW, WU), Austria* and Markus Sauerberg, *Vienna Institute of Demography, Austria*

53. [The Things You Would Do to Buy Winter Shoes: How Older Widows Manage Their Finances?](#) • *Sylwia Timoszuk, *Warsaw School of Economics, Poland*

65. [Classifying Bladder Cancer for Population Health Surveillance Using Genealogies and the Exposome](#) • *Heidi A. Hanson, *University of Utah*; Claire L. Leiser, *University of Utah/Huntsman Cancer Institute*; Christopher Martin, *University of Utah*; Brock O'Neil, *University of Utah*; William T. Lowrance, *University of Utah/Huntsman Cancer Institute*; Sumati Gupta, *University of Utah*; Wendy Kohlmann, *University of Utah*; Samantha Greenberg, *University of Utah*; Ken R. Smith, *University of Utah*; and Nicola Camp, *University of Utah*

71. [Birth Weight and BMI Change From Adolescence Into Adulthood](#) • *Carolyn T. Halpern, Kenneth Bollen, Ping Chen, and Kathleen Harris, *University of North Carolina at Chapel Hill*

80. [Dyadic Determinants of Recipient and Donor Employment After Spousal Kidney Donation](#) • *Adrianne Frech, *University of Akron*; Dmitry Tumin, *Nationwide Children's Hospital*; and Ginny Natale, *Kent State University*

P9 Migration and Urbanization

Friday 2:30-4:00

Judges: Doug Massey (captain), Regina Bures, Jack DeWaard, Stephanie Galvin, Mike Martin, Luis Sanchez

24. [The Risk of Being Deported: Deportation Prevalence Among Unauthorized Immigrants in the United States](#) • *Li Zhu, *Cornell University*

68. [Child Poverty Differentials Across Immigrant Generations: Evidence Using the Supplemental Poverty Measure](#) • *Brian Thiede, *Pennsylvania State University*

80. [Whom Does a Government Perceive as Immigrants Before They Even Migrate?](#) • *Jacob Thomas, *University of California, Los Angeles*

P10 Health and Mortality 3; Population and Aging

Saturday 9:00-10:30

Judges: Rachel Margolis (captain), Sarah Patterson, Adriana Reyes, Ashton Verdery, Wendy Wang

5. [The Association Between Spousal Education and Cognitive Function Among Older Married Adults](#) • *Joseph Saenz, *University of Southern California*

21. Impact of Young Adults' Out-Migration on Older Parents' Well-being in Rural China • *Zhen Liu, *Brown University, Population Studies and Training Center*

31. [Rising Older-Age Disability Across Birth Cohorts in the United States: Estimating the Role of Changing Mortality Selection](#) • *Collin F. Payne and Nikkil Sudharsanan, *Harvard University*

44. [Immigrants Age Too: Projections of the Magnitude of the U.S. Undocumented Adult Population](#) • *Josefina Flores Morales, *University of California, Los Angeles*

74. [Educational Differences in Smoking in Turkey: Evidence for the Tobacco Epidemic Transition Model?](#) • *Samantha Friedman, *University at Albany, SUNY*; Aysenur Kurtulus, *University at Albany, SUNY*; and smet Koç, *Hacettepe University, Turkey*

P11 Economy, Labor Force, and Inequality

Saturday 11:00-12:30

Judges: Michael White (captain), Stephanie Bohon, Rebecca Clark, Elizabeth Roberto, Brian Thiede

2. [Financial Well-being and Status: Does the Geographic Context Matter?](#) • *Tiffany Sara Neman, *University of Wisconsin–Madison*

19. [Homicides Increased Inequality of Lifespans in Mexico and Its States, 2005-2015](#) • *Jose Aburto, *Unit of Biodemography, Institute of Public Health, University of Southern Denmark, Denmark* and Hiram Beltran-Sanchez, *University of California, Los Angeles*

25. [The Effects of Food Price Fluctuations on Household Food Insecurity in the United States, 2005-2010](#) • *Camilo Bohorquez Penuela, *University of Minnesota–Twin Cities*

40. [Status Hypergamy and Marital Well-being in China](#) • *Jingjing Chen, *University of California, Davis*

68. [Transitions to Adulthood: A Latent Class Analysis of Baby Boomer, Generation X, and Millennial Women in Canada](#) • *Laura Wright, *University of Saskatchewan, Canada*

GOVERNMENT AND PUBLIC AFFAIRS UPDATE

CONGRESSIONAL UPDATE: 18, 19, and 20

By Suzanne Stokes Vieth, Deputy Director, PAA Government and Public Affairs

Recent congressional activity of interest to PAA members can be summarized in three broad categories: wrapping up Fiscal **2018** appropriations, the President's budget request for Fiscal Year **2019**, and Commerce Secretary Ross's announcement of a controversial question for the **2020** Census.

In March, Congress finally completed work on the FY 2018 budget, about six months after the start of the fiscal year, made possible by a revised 2-year bi-partisan budget deal that lifted the statutory caps on spending. Most federal agencies that directly and indirectly support the population sciences fared well: leading the winners was NIH, which saw an increase of \$3 billion over FY 2017, and the Census Bureau, which received a \$1.3 billion increase. The National Science Foundation (NSF) received a \$300 million hike, representing a 4.6% increase. Most other agencies of interest—including the Bureau of Labor Statistics and NCHS—received level funding or very small increases.

Work on the FY '18 budget overlapped the beginning of the Fiscal Year 2019 budget process, which kicked off when President Trump's budget request was delivered to Congress in early February. Given that the request arrived before the FY18 budget was complete, it is not surprising that the Trump budget included some underwhelming requests for our agencies. For details on the president's request compared to PAA's recommended funding levels for various agencies, visit our [fact sheet](#). Finally, just as the FY 2018 debate appeared to be in the rearview mirror, President Trump sent to Congress in early May a package of proposed rescissions—or retroactive spending cuts on appropriated funds. The items included consisted mostly of programs with unobligated funds from a prior fiscal year; in any case the gesture has not been well received by appropriators in Congress, who look askance at reopening the FY 2018 budget when their attention has moved on to FY 2019.

Meanwhile, looking ahead to 2020 was Commerce Secretary Wilbur Ross, who in late March issued his decision to add a new, untested question to 2020 Census, asking respondents to indicate their citizenship status—a topic that has not appeared on the decennial questionnaire since 1950 (although it is included in the American Community Survey). This decision came at the request of the Department of Justice, which claimed the responses are necessary to assist enforcement of the Voting Rights Act. The decision to add a citizenship question has met with widespread opposition among scientific, civil rights and business groups—including PAA—over concerns it could negatively affect response rates, resulting in higher costs and degrading the quality of the data. Read PAA's [statement](#). PAA also sent action alerts to PAA members urging them to express their concerns to their respective Members of Congress, which generated hundreds of messages to Congress. Thanks, PAA members—keep up the good work!

DEMOGRAPHY AND POLICY

THE DECISION TO ADD A CITIZENSHIP QUESTION IN CENSUS 2020 IS A NON-STARTER

By David A. Swanson, Faculty affiliate, Center for Studies in Demography and Ecology, University of Washington and Professor Emeritus, Department of Sociology, University of California Riverside.

Both the active debate and the decision to add a “citizenship” question to the 2020 Census are not-starters.

In 2000, the U.S. Census Bureau discontinued what was known as the “long form” in the decennial census. This was a sample of households (about 15%) that asked a lot of detailed questions not found in the “short form,” which – as the name suggests – asked only questions needed to meet the constitutional mandate for the census to provide numbers that would serve to re-apportion the seats in the U.S. House of Representatives.

As a substitute for the “long form” and as a means of providing data to make decisions affecting a country subject to rapid demographic and socio-economic change on an annual basis, the Census Bureau initiated the “American Community Survey” (ACS). Like the “long form,” it contains a lot of detailed questions; unlike the long form, it contains questions regarding citizenship.

As an example of what is available in regard to citizenship information from the ACS, here is a breakdown for the state of Washington as of 2017:

	Washington	
	Estimate	Margin of Error
Total:	7,288,000	*****
U.S. citizen, born in the United States	6,139,221	+/-20,182
U.S. citizen, born in Puerto Rico or U.S. Island Areas	25,397	+/-3,203
U.S. citizen, born abroad of American parent(s)	102,988	+/-5,384
U.S. citizen by naturalization	482,135	+/-12,158
Not a U.S. citizen	538,259	+/-16,606

The “margin of error” allows one to construct a “90 percent confidence interval” around the estimated number of citizens and non-citizens, which is based on a sample. For example, the number of non-citizens is estimated to be 538,259. By adding and subtracting 16,606 to this number, we are 90 percent certain that the actual number is between 521,653 and 554,865.

The Census Bureau faces a dilemma with every decennial census. It needs to maintain historical continuity in terms of the information it makes available about the nation, but also needs to deal with information that represents change (e.g., there was no question on internet connections in 1990). In regard to monitoring the fast pace of change in the United States, Ev Ehrlich noted that the Census Bureau is like a blind tailor trying to fit a suit to a client who is running down the street. The ACS allows the Census Bureau to follow this madcap client while also taking care of more traditional ones content to be fitted in the shop. It maintains continuity while being sufficiently flexible to allow for revisions that facilitate the collection of information that reflects change. For example, The ACS shows that, of 2,768,076 households in the state of Washington as of 2016, 2,431,924 are estimated to have an internet connection, plus or minus 12,266 households. So, we are 90 percent certain that between 2,419,658 and 2,444,190 of Washington’s households had an internet connection in 2016.

The U.S. Department of Justice has sufficient confidence in the ACS that it oversaw the construction of a special national file that uses its information for purposes of redistricting. It is virtually certain that a similar file will be constructed once the 2020 census data and corresponding ACS data are available.

The decision by the current administration to force the Census Bureau to add a question on citizenship to the 2020 census means that is must be added to the 100 percent, short-form questionnaire. Does this mean that the ACS question will be deleted? No matter what the decision on the ACS citizenship question, the 2020 outcome is likely to be a very poor fit to the client because the legs of the “blind tailor” were hobbled by the last-minute addition of a question forced on the Census Bureau for which no meaningful research can be done in regard to its wording, placement, and effect on both item-non-response and overall non-response.

DATA POINTS

Sub-Saharan Africa’s Emigrant Population Continues to Grow

By Phillip Connor and Monica Anderson, Pew Research Center

Eight of the 10 fastest growing international migrant populations since 2010 are from sub-Saharan Africa. The number of migrants from each of these sub-Saharan nations grew by at least 50% between 2010 and 2017, compared with the 17% worldwide average increase for the same period. At the country level, only Syria had a higher growth rate for the number of its people living in other nations.

For all sub-Saharan African countries, the total number of emigrants worldwide grew by 31% between 2010 and 2017, according to a Pew Research Center analysis of United Nations data. This regional increase outpaced that of the Asia-Pacific (15%) and Latin America-Caribbean (9%) regions and lagged only the Middle East-North Africa (39%) region.

Sub-Saharan African countries trailed only Syria in growth of emigrant populations worldwide, 2010-2017

People living outside their birth country (emigrants), by country of origin

	Total number of emigrants worldwide in 2017	% growth of emigrants, 2010-2017
Syria	6,860,000	536%
South Sudan	1,750,000	334
Central African Republic	720,000	204
Sao Tome and Principe	80,000	167
Eritrea	610,000	119
Namibia	190,000	90
Rwanda	570,000	73
Botswana	80,000	70
Sudan	1,950,000	63
Burundi	440,000	55
All countries	257,720,000	17

Note: Syria is the only non-African country of the 10 nations whose emigrant populations worldwide grew fastest in 2010-2017.

Source: Pew Research Center analysis of United Nations data, accessed Dec. 23, 2017.

PEW RESEARCH CENTER

Additional data sources analyzed by the Pew Research Center shed light on the number who made their way to Europe and the United States. At least a million migrants from countries in sub-Saharan Africa have moved to Europe between 2010 and 2017, according to data from Eurostat, Europe's statistical agency. More than 400,000 migrants from the region moved to the United States between 2010 and 2016, according to data from the U.S. Department of Homeland Security and U.S. State Department.

Other data from the U.S. Census Bureau and Eurostat indicate that sub-Saharan immigrants in the U.S. tend to be more highly educated than those living in the United Kingdom, France, Italy and Portugal, which are Europe's historically leading destinations for these migrants.

The Center's research on sub-Saharan migrants is part of a recently expanded portfolio of international migration work that also includes research on asylum seekers, U.S. immigration visa programs and public opinion about migrants in destination countries.

CALLS FOR PAPERS

Underserved and Socially Disadvantaged Groups and Linkages with Health and Health Care Differentials. Papers dealing with macro-level system issues and micro-level issues involving the socially disadvantaged and underserved and other social factors are sought related to health and health care differentials. This includes examination of health and health care issues of patients or of providers of care both in the United States and in other countries. Papers that focus on linkages to policy, population concerns and either patients or providers of care as ways to meet health care needs of people both in the US and in other countries are solicited. This volume will be published by Emerald Press and will contain 10 to 14 papers, generally between 20 and 35 pages in length. **Send completed manuscripts or close to completed papers for review by December 3, 2018. For an initial indication of interest in outlines or abstracts, please contact the same address no later than November 1, 2018.** Earlier inquiries are welcome and will be responded to when sent (in the summer, for example). Send as an email to: [Jennie Jacobs Kronenfeld](mailto:Jennie.Jacobs.Kronenfeld@asu.edu), Professor Emerita, Sociology Program, Arizona State University, (phone 480 991-3920; E-mail, Jennie.Kronenfeld@asu.edu). Initial inquiries by email are encouraged and can occur as soon as this announcement is available.

CONFERENCES

The 2019 Applied Demography Conference will be held February 8-9 in Albuquerque, New Mexico. Information on the conference, its venue, registration, housing, and abstract submission can be found at the [Conference Website](#).

Rural Families and Communities - Penn State's 26th Annual Symposium on Family Issues. October 22-23, 2018. The landscape of family life is ever changing. The strategies needed to maintain family economic stability, health, and general well-being vary across space and place. Although the rural-urban divide is often portrayed as the most important geographic distinction, there is tremendous diversity across rural communities. Contrary to some depictions, families in rural areas come from diverse backgrounds. Further, some rural areas are resource constrained while others host opportunities that can support healthy families and child well-being. The 2018 National Symposium on Family Issues will focus on the challenges facing families in rural areas and the unique strategies invoked by families in rural areas today. For more information and to register visit [2018 Family Symposium](#).

Registration Open! October 2018 Interdisciplinary Association of Population Health Science Conference. [Pushing the Boundaries of Population Health Science: Social Inequalities, Biological Processes, and Policy Implications](#) convenes **October 3-5, 2018** at the National Academies of Science, Engineering and Medicine in Washington DC. Conference co-chairs Bob Hummer and Allison Aiello have assembled a great program featuring: interdisciplinary panels and poster sessions on population health science; exchange about population health issues between scientists and stakeholders from policy and practice fields; a [symposium](#), *Population Health Science in the United*

States: Trends, Evidence, and Effective Policy, jointly organized by IAPHS and the [Roundtable on Population Health Improvement](#); roundtable discussions on professional development issues; and plenty of time for networking with a diverse set of population health scientists and practitioners. [Register on-line](#) before July 1 for early-bird rates. In addition, IAPHS members with memberships current through December 2018 enjoy deep discounts. A link on the registration site enables all others to join or update their membership to take advantage of the lower rates. Registrations will also be accepted on-line through September 28 and at the meeting site through October 5. Visit the [conference website](#) for details on registration, hotels, travel, and other meeting information. Supporters of the 2018 IAPHS Conference include the [Robert Wood Johnson Foundation](#), the [National Academy of Medicine Roundtable for Population Health Improvement](#), the [Department of Health Policy and Management at George Washington University](#) and the [RWJF Health Policy Research Scholars Program](#).

FELLOWSHIPS AND OTHER OPPORTUNITIES

Russell Sage Foundation – Visiting Scholars Fellowship for Academic Year 2019-2020

Application Deadline: June 28, 2018 (11:59 pm EDT). The [Visiting Scholars Program](#) provides a unique opportunity for select scholars in the social, economic and behavioral sciences to pursue their research and writing while in residence at the foundation in New York City. The foundation annually awards up to 17 residential fellowships to scholars who are at least several years beyond the Ph.D. Visiting Scholars typically work on projects related to the foundation's [core programs](#) and [special initiatives](#). The fellowship period is September 1st through June 30th. Scholars are provided with an office at the foundation, research assistance, computers, library access, and supplemental salary support. Scholars from outside NYC are provided with a partially-subsidized apartment near RSF. See <http://www.russellsage.org/how-to-apply/visiting-scholars-program>. Questions should be directed to James Wilson, Program Director, at programs@rsage.org.

DATA


[IPUMS-DHS](#), an online version of DHS micro-data and documentation, integrated across time and space to facilitate comparative analyses, has released new data from Bangladesh, Pakistan, Sudan, Tunisia, and Yemen, plus the latest samples for India and Ethiopia. IPUMS-DHS currently covers:

- 117 standard DHS samples from 28 countries: Bangladesh, Benin, Burkina Faso, Cameroon, Congo Democratic Republic, Cote d'Ivoire, Egypt, Ethiopia, Ghana, Guinea, India, Kenya, Madagascar, Malawi, Mali, Morocco, Mozambique, Niger, Nigeria, Pakistan, Rwanda, Sudan, Tunisia, Uganda, Yemen, Zambia, and Zimbabwe.
- Four units of analysis: women, children under 5, births, and household members.
- Nearly all standard recode variables and thousands more country-specific variables—all fully harmonized—including integrated geographic variables.


BOOKS



***Global Population in Transition* by Jo Martins, Fei Guo and David Swanson (Springer 2018).** In a sweeping review of human population past, present and future, the book deals with macro and micro aspects of population change and brings together material often scattered in a number of sources and disciplines that serves to better understand population change and its socio-economic determinants and consequences. Guo and Martins are professors of business administration at Macquarie University in Sydney, Australia. Swanson is a professor of sociology at the University of California Riverside and a regional faculty affiliate of the Center for Studies in Demography and Ecology, University of Washington. Guo and Swanson received their PhDs (in sociology) from the University of Hawai'i in 1996 and 1985, respectively. They also are alumni of the East-West Center's program in population studies. Martins completed his dissertation at the University of Sydney.



Visualizing Mortality Dynamics in the Lexis Diagram by Roland Rau, Christina Bohk-Ewald, Magdalena M. Muszynska, and James W. Vaupel (Springer, 2018). This open access book visualizes mortality dynamics in the Lexis diagram. While the standard approach of plotting death rates is also covered, the focus in this book is on the depiction of rates of mortality improvement over age and time. This rather novel approach offers a more intuitive understanding of the underlying dynamics, enabling readers to better understand whether period- or cohort-effects were instrumental for the development of mortality in a particular country. Besides maps for single countries, the book includes maps on the dynamics of selected causes of death in the United States, such as cardiovascular diseases or lung cancer. The book also features maps for age-specific contributions to the change in life expectancy, for cancer survival and for seasonality in mortality for selected causes of death in the United States. The book is accompanied by instructions on how to use the freely available R Software to produce these types of surface maps. Readers are encouraged to use the presented tools to visualize other demographic data or any event that can be measured by age and calendar time, allowing them to adapt the methods to their respective research interests. The intended audience is anyone who is interested in visualizing data by age and calendar time; no specialist knowledge is required.



Oxford Handbook of Evolution, Biology, and Society, edited by Rosemary L. Hopcroft. (Oxford, 2018). The *Oxford Handbook of Evolution, Biology, and Society* explores a growing area within sociology: research that uses theory and/or methods from biology. The essays in this handbook integrate current research from all strands of this new and developing area. The first section of this book has essays that address the history of the use of methods and theory from biology in the social sciences; the second section has papers on evolutionary approaches to social psychology; the third section has chapters describing research on the interaction of genes (and other biochemicals such as hormones) and environmental contexts on a variety of outcomes of sociological interest; and the fourth section includes papers that apply evolutionary theory to areas of traditional concern to sociologists – including the family, fertility, sex and gender, religion, crime, and race and ethnic relations. The last section of the book presents two chapters on cultural evolution.

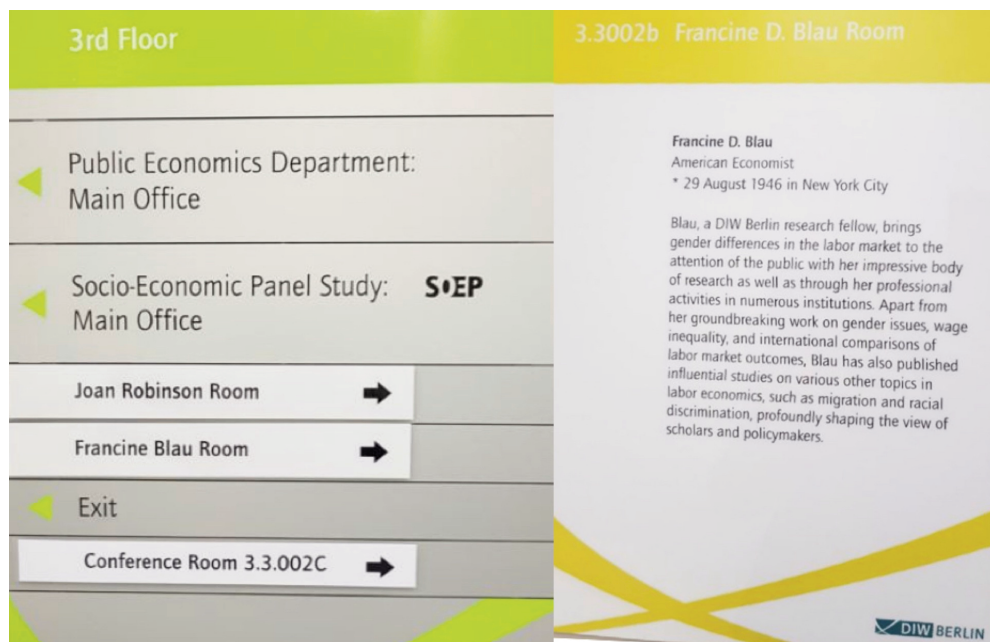
JOBS

Scientific Review Officer (Health Scientist Administrator), National Institutes of Health (NIH), Center for Scientific Review (CSR). The Center for Scientific Review at the National Institutes of Health invites you to apply for a professional track position currently available at CSR. Come join the nation's premier medical research agency, where we are making important medical discoveries that improve health and save lives! CSR has a number of **Scientific Review Officer (Health Scientist Administrator)** vacancies in population health, epidemiology, and health services research. As an SRO, you are the designated federal official for ensuring grant applications receive an objective and fair peer review. You will manage the initial scientific and administrative review of investigator-initiated applications as well as applications for program-initiated funding opportunity announcements; manage the initial scientific and administrative review of these grant applications; and prepare summary statements of review committee findings and recommendations for use by an IC advisory committee. CSR is interested in individuals who combine a broad and current understanding of research in biomedical and behavioral sciences. We are particularly interested in the following specific expertise: Epidemiology, population research, demography, social science, health services research, and related fields. Strong candidates with additional expertise or with multi-disciplinary expertise are encouraged to apply. The **CSR Scientific Review Officer** positions are anticipated to be posted in the NIH section of USAJOBS.gov on May 29th, 2018 June for Montgomery County, MD locations. The vacancy announcement can be found through the [NIH Recruitment website](#). If interested, please contact [Delia Olufokunbi Sam](#).

PEOPLE

Francine Blau, Francis Perkins Professor of Industrial Labor Relations and Professor of Economics at Cornell University, has been elected a [Distinguished Fellow](#) of the American Economic Association, an honor bestowed on no more than four economists of high distinction in the U.S. and Canada per calendar year. A labor economist,

Blau's research on the sources of gender wage gaps transformed the field. She has published over one hundred articles, chapters, and proceedings and has written or edited more than ten books and monographs, making valuable contributions to research on wage inequality, immigration, and international labor market comparisons. Additionally, [DIW Berlin](#), a leading German Research institute, has named one of its meeting rooms after Blau.



Marcia Castro has been promoted to Professor of Demography in the Department of Global Health and Population at the Harvard T.H. Chan School of Public Health.

Kristin Anderson Moore, Ph.D., has been selected to receive the [2018 Distinguished Career Award for the Practice of Sociology from the American Sociological Association](#). Moore works at Child Trends, where she is Senior Scholar and Past President. She has published several books, including *What Do Children Need to Flourish? Conceptualizing and Measuring Indicators of Positive Development* (2005) and *Well-being: Positive Development Across the Life Course* (2003), as well as numerous articles. Moore has worked on several federal surveys and surveys designed for evaluation studies, and has testified before House Subcommittees on issues pertaining to youth and families.

John WR Phillips, Ph.D., has joined the National Institute on Aging as chief of the Population and Social Processes branch in the [Division of Behavioral and Social Research](#). He had been serving as Associate Commissioner for Research, Evaluation, and Statistics at the Social Security Administration, where he led a staff of 60 people charged with producing research and data reports to inform policy-makers and the public about the nation's programs to provide retirement security and insurance for disabled workers. He had previously served as a branch chief and a Health Scientist Administrator for NIA, and as Director of the Office of Policy Research at SSA. Both for NIA and the SSA, he has been a leader in significant interagency programs, including the Interagency Council on Statistical Policy and the Financial Literacy and Education Commission. His PhD, MA and BA in Economics were awarded by Syracuse University.

PAA is a nonprofit, scientific, professional organization established “to promote the improvement, advancement, and progress of the human race by means of research into problems connected with human population, in both its quantitative and qualitative aspects, and the dissemination and publication of the results of such research.” Members receive the journal *Demography* (print and/or online only), and PAA Affairs online. An annual meeting is held in the summer. Dues in 2017 are: Regular member, \$136; Emeritus member, \$90; Organizational member \$361; members in these categories selecting online access only to *Demography* will have their membership fees reduced by \$20 (the cost of the print version of the journal that PAA would otherwise incur); Joint spouse members, \$66; Student member, \$62; Low-income country resident and citizen, \$48. To join, contact: Population Association of America, 8630 Fenton Street, Suite 722, Silver Summer, MD 20910-3812, 301.565.6710.

PAA Affairs is the official newsletter of the Population Association of America. Its purpose is to report to PAA members news of the Association in particular and of the profession in general. Brief news items of interest to people working in the population field may be sent to the Editor (see address at right), who reserve the right to select for inclusion among the items received, and to edit items for publication. Deadlines for submission of items for the quarterly issues are as follows:

Summer:	February 15
Summer:	May 15
Fall:	August 15
Winter:	December 5

2018 President of PAA: Wendy Manning

Future PAA Meetings

2019 April 11-13 Austin, Texas
J W Marriott Austin

As stated in the Bylaws of the PAA Constitution, “Meetings of the Association shall be held only at places where there is written assurance that no member will be denied full access to facilities of the meeting place.”

PAA Addresses

Administrative Office

Danielle Staudt, Executive Director

Francesca Morton, Finance and Meeting Manager

Bobbie Westmoreland, Program and Communications Manager

8630 Fenton Street, Suite 722

Silver Summer, MD 20910-3812

Phone: 301.565.6710; Fax: 301.565.7850

Secretary-Treasurer:

Liana C. Sayer, University of Maryland

paasectreas@gmail.com

Government and Public Affairs Office:

Mary Jo Hoeksema, Director of Government and Public Affairs

Suzanne Stokes Vieth, Deputy Director of Government and Public Affairs

Population Association of America/Association of Population Centers

8630 Fenton Street, Suite 722

Silver Summer, MD 20910

Demography:

Co-Editors: John D. Iceland, Stephen A. Matthews, and Jennifer Van Hook

Pennsylvania State University

University Park, PA 16802

demography@psu.edu

PAA Affairs:

Editor: Emily Klancher Merchant, UC Davis

Related Publications:

Applied Demography

Diana Lavery

California State University

Office of the Chancellor

Long Beach, CA 90802