

Sexual Orientation/Gender Identity, Socioeconomic Status, and Health across the Life Course (SOGI-SES)

PAA Webinar – COVID 19 in Longitudinal Studies

Carolyn T Halpern, PhD

June 24, 2020



UNC
CAROLINA
POPULATION
CENTER



**Sexuality, Health,
and Opportunity
in the Life Course**
Add Health

Sexual Orientation/Gender Identity, Socioeconomic Status, and Health across the Life Course

- Co-PI

Kerith Jane Conron, ScD, MPH

Blachford-Cooper Research Director and Distinguished Scholar

Williams Institute

UCLA School of Law



UNC
CAROLINA
POPULATION
CENTER



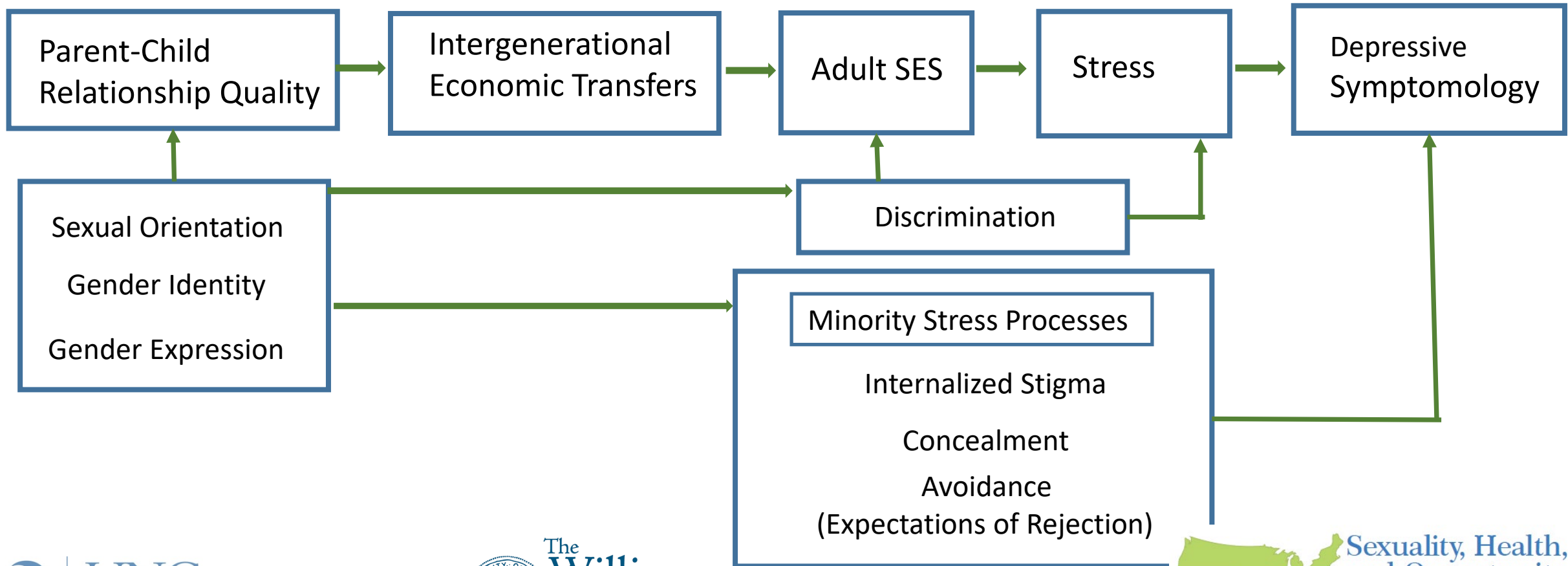
Sexuality, Health,
and Opportunity
in the Life Course
Add Health

Sexual Orientation/Gender Identity, Socioeconomic Status, and Health across the Life Course

- Health disparities among sexual and gender minorities (SGM) are well-documented
- Overall Goal – Examine socioeconomic factors that may serve as chronic stressors contributing to disparities
- Why SES? – surprisingly understudied
 - Socioeconomic factors are fundamental contributors to health across the life course
 - Inadequate resources are stressors



Hypothesized Pathways Linking Sexual Orientation, Gender Identity, and Gender Expression to Adult SES & Health



National Longitudinal Study of Adolescent to Adult Health

Principal Investigators/Directors:

Waves I – III:

J. Richard Udry, PhD

Waves IV & V:

Kathleen Mullan Harris, PhD

Wave VI:

Robert A. Hummer, PhD

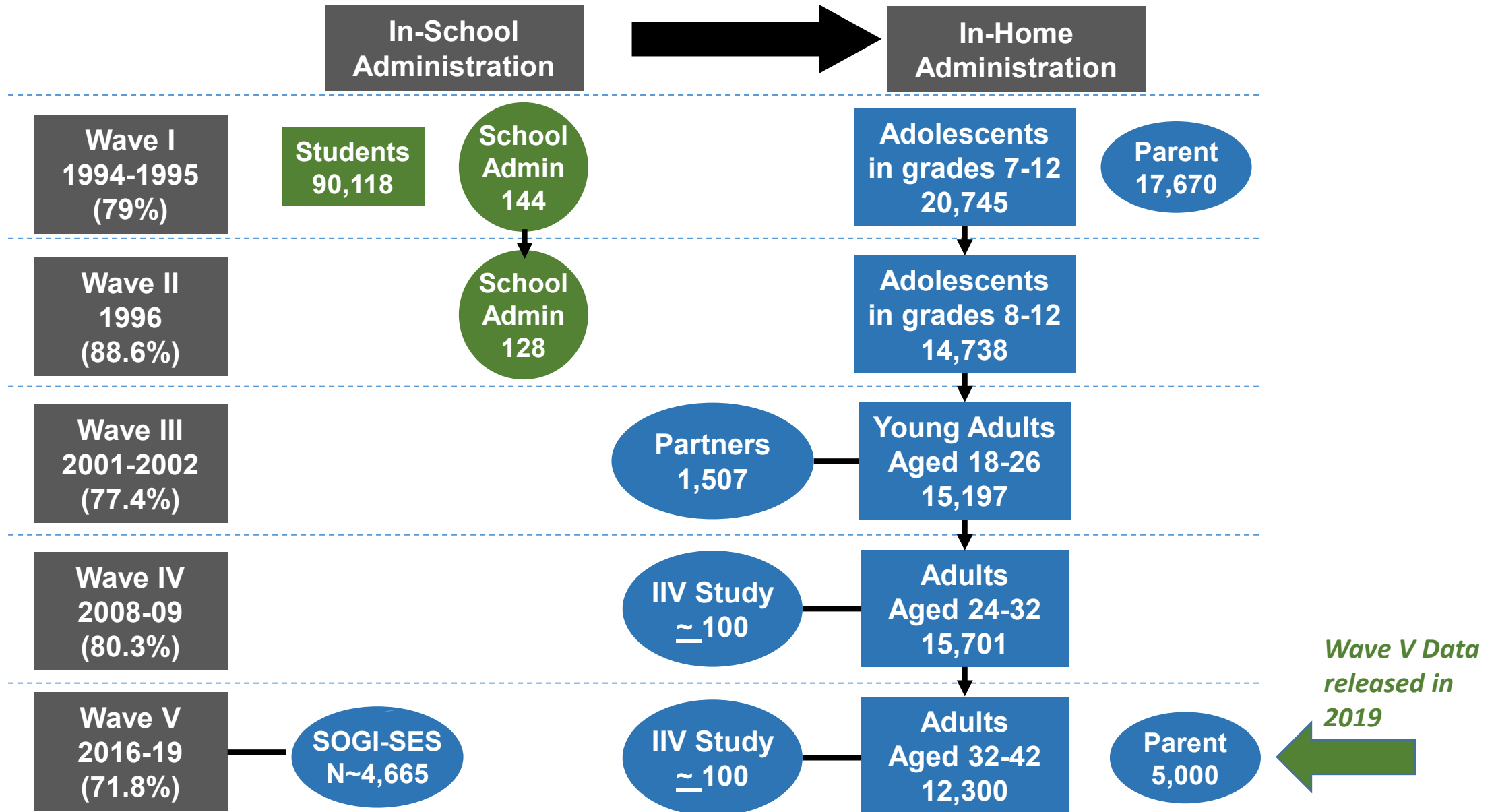


UNC
CAROLINA
POPULATION
CENTER



Sexuality, Health,
and Opportunity
in the Life Course
Add Health


Add Health's Longitudinal Design



Add Health is uniquely suited to address issues related to the health of SGMs

- More than three thousand Respondents who are sexual or gender minorities, or gender non-conforming
 - Not selected into the sample on the basis of sexual orientation, gender identity, or gender expression
- Diverse in terms of race/ethnicity, SES indicators
- 20+ years of prospectively collected data






Study Aims

Aim 1. Develop survey module to capture information about SGM developmental processes and deeper SES information



Aim 2. Conduct an ancillary web survey with all Add Health sexual and gender minorities and a comparison sample of cisgender heterosexuals.



Study Aims

Aim 3. Clean, document, and prepare data for dissemination to Add Health Users



Aim 4. Conduct substantive analyses to understand how socioeconomic stressors contribute to mental health inequities among sexual/gender minorities

SOGI-SES Sampling Strategy

Participated in Wave V (N=12,300)
and have Wave I Weights
n=11,718

Sexual and Gender Minority (SGM): defined as Minority if any of the below are true

- Sexual Identity (mostly het-100% homo) [w3, w4, or w5] (n=2430)
- Any discordant Sex Assigned at Birth and Gender Identity [w5] (n=21)
- Discordant Sex Assigned at Birth and Gender Expression (equally masculine and feminine – completely gender nonconforming) [w5] (n=489)
- Same Sex Partner (ever and/or in past 12 months) [w3, w4, and/or w5] (n=1767)

Total SGM Included with Certainty
N ~ 3165

ELSE ↓

Heterosexual/Cisgender (Het/Cis) Comparison group (n=1,500)

Het/Cis Sample Pool
N ~ 8553

- Sampled on:
- Sex assigned at birth (w5)
 - Race/ethnicity
 - Poverty Level (w5)

Sampled Het/Cis Comparison Group
n=1500

SGM + Het/Cis Total Recruitment
N ~ 4665

SOGI-SES COVID SPECIFIC QUESTIONS

Many people have experienced financial and personal difficulties because of COVID-19 (coronavirus).

Did you or other adult household family members have any of the following experiences **because of COVID-19 (coronavirus)**? *Check all that apply.*

	You	Other Adult Household Family Members	Neither or Not Applicable
Less paid work because an employer reduced your hours, including being put on leave (furloughed)	<input type="checkbox"/>	<input type="checkbox"/>	<input type="checkbox"/>
Less paid work if <u>self- employed</u>	<input type="checkbox"/>	<input type="checkbox"/>	<input type="checkbox"/>
Less paid work because you had to provide care to children, elders, or other dependents	<input type="checkbox"/>	<input type="checkbox"/>	<input type="checkbox"/>
Job loss	<input type="checkbox"/>	<input type="checkbox"/>	<input type="checkbox"/>

COVID SPECIFIC QUESTIONS

- Were you, a family member or close friend hospitalized because of COVID-19 (coronavirus)?
 - Yes
 - No

- Has a family member or close friend died from complications related to COVID-19 (coronavirus)?
 - Yes
 - No



Already Included Measures – Assess Change

Domain	Proposed indicators
Economic supports and strains	Intergenerational transfers (cash, education, wedding, home-buying, family formation expenses, loans, co-signing) and other material support (housing)
	Personal income
	Family household income, debts, assets
	Employment – R and other HHD adults
	Health insurance and medical expenses
	Reproductive technology and adoption costs
Mental Health	Diagnosed health conditions, self-rated health Depression, generalized anxiety disorder, suicide attempts
Strains and supports	Stressful life events
	Employment and other forms of major life discrimination (education, housing)
	Economic strain
	Minority stressors (proximal) (internalized stigma, concealment, avoidance)
	Social Support
Physical Health	Diagnosed health conditions, including COVID 19



Where is SOGI-SES Now?

- Actively working on:
 - Wrapping up programming web-based survey
 - Tracing to update contact information
 - Tweaking recruitment materials
- Goals:
 - July 2020 – begin field data collection, all web-based
 - ~ 6 to 7 months in the field
 - Early 2022 – data cleaned and released to Add Health users



SOGI-SES data access through the Add Health Data Portal

<https://data.cpc.unc.edu/projects/2/view>

[Data Portal Home](#) > [Add Health](#)



Add Health

The National Longitudinal Study of Adolescent to Adult Health (Add Health) is a longitudinal study of a nationally representative sample of adolescents in grades 7-12 in the United States during the 1994-95 school year. Beginning with an in-school questionnaire administered to a nationally representative sample of students in grades 7-12, the study followed up with a series of in-home interviews conducted in 1995, 1996, 2001-02, and 2007-08. Add Health is now in its fifth wave of data collection, which will begin in early 2016 and continue through 2018.

For further information about the study, please see the Add Health Website.

Public-Use Data consists of one-half of the core sample, and one-half of the coversample of African-American adolescents with a parent who has a college degree, chosen at random. Public-Use Data is available for Waves I-IV. There will be no Public-Use data release for Wave V, Sample 1.

Restricted-Use Data will be distributed only to certified researchers who commit themselves to maintaining limited access. To be eligible to enter into a contract, researchers must complete Contract Application which includes:

- Security plan
- IRB approval letter
- \$1000 payment by check (NEW contract only)

If you are applying for data in addition to the Core Files, you will need to submit an additional justification description for each data file requested.

For the Romantic Pairs Data, researchers must complete a separate Contract Application for Romantic Pairs which includes:

- Security plan for standalone computer
- IRB approval letter
- \$1000 payment by check (NEW contract only)
- Additional justification description for each data file requested

[Website](#)

[Public-Use Data](#)

[Codebooks](#)

Add Health Wave VI Core Project and Covid-19

- Will be ideal data set for tracking long-term health, social, and economic implications of Covid-19
- Wave VI of Add Health (planned for 2022-24) will add Covid questions
- Plans underway to add short battery of Covid questions during fall 2020 panel maintenance

SOGI-SES

Funders: NICHD and NIMHD

Carolyn T Halpern, PhD

- Professor & Chair, Maternal and Child Health
- University of North Carolina at Chapel Hill
- CB #7445
- Chapel Hill, NC 27599-7445
- P (919) 966-9306 (MCH)
- P (919) 962-6155 (CPC)
- carolyn_halpern@unc.edu

Kerith Jane Conron, ScD, MPH

- Blachford-Cooper Research Director and Distinguished Scholar
- UCLA School of Law
- 385 Charles E. Young Drive East
- Los Angeles, CA 90095-1476
- P (310) 794-6193
- F (310) 825-7270
- conron@law.ucla.edu



UNC
CAROLINA
POPULATION
CENTER



Sexuality, Health,
and Opportunity
in the Life Course
Add Health