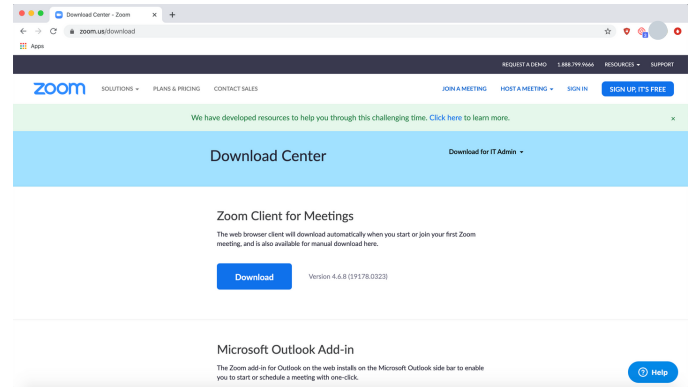


How to Download Zoom

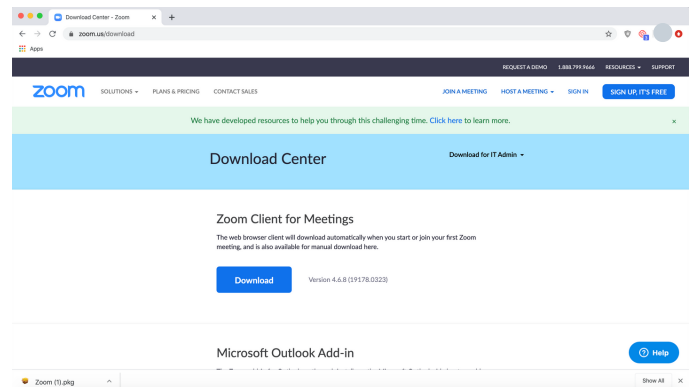
1.

Go to zoom.us/download and click on the first Download button under “Zoom Client for Meetings.”



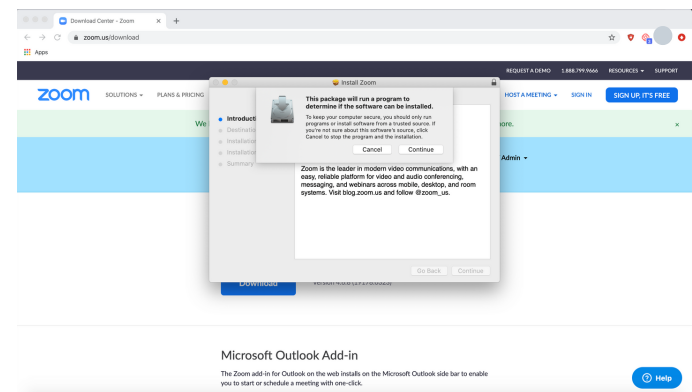
2.

Open the package file and follow the on-screen instructions to download Zoom.



3.

NOTE: Your download instructions may look different depending on your processing system. Proceed with your on-screen instructions.



4.

When you see the above window with the buttons to either “Join a Meeting” or “Sign In”, you have completed the installation.

