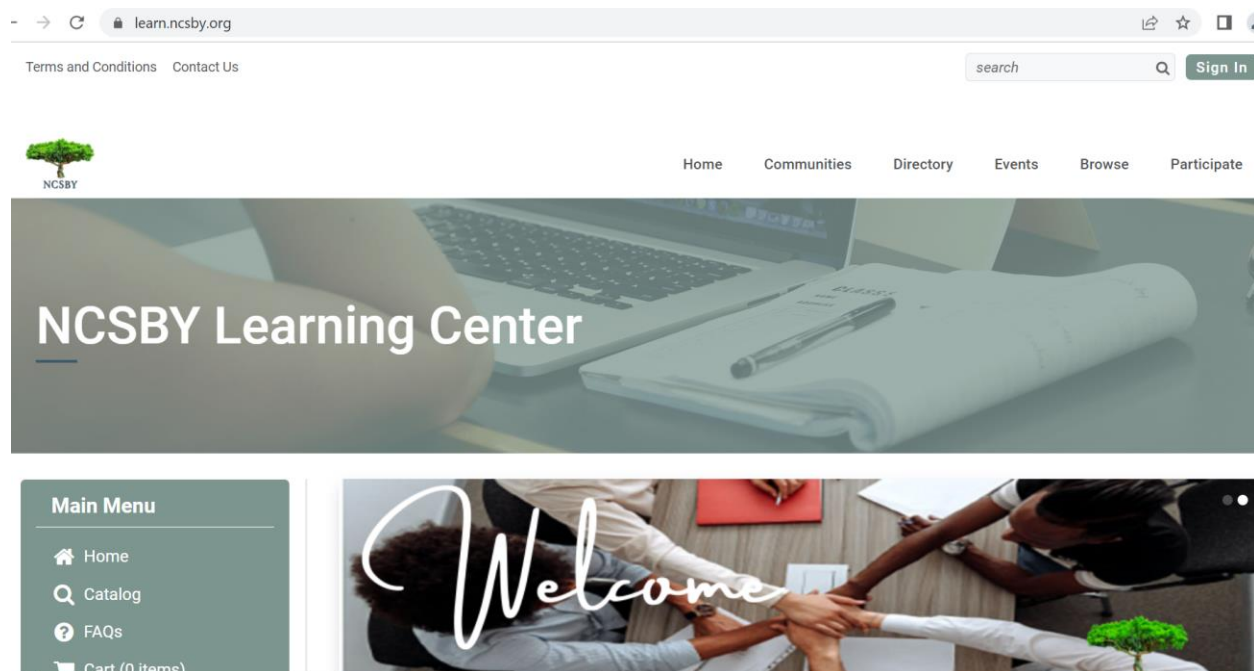
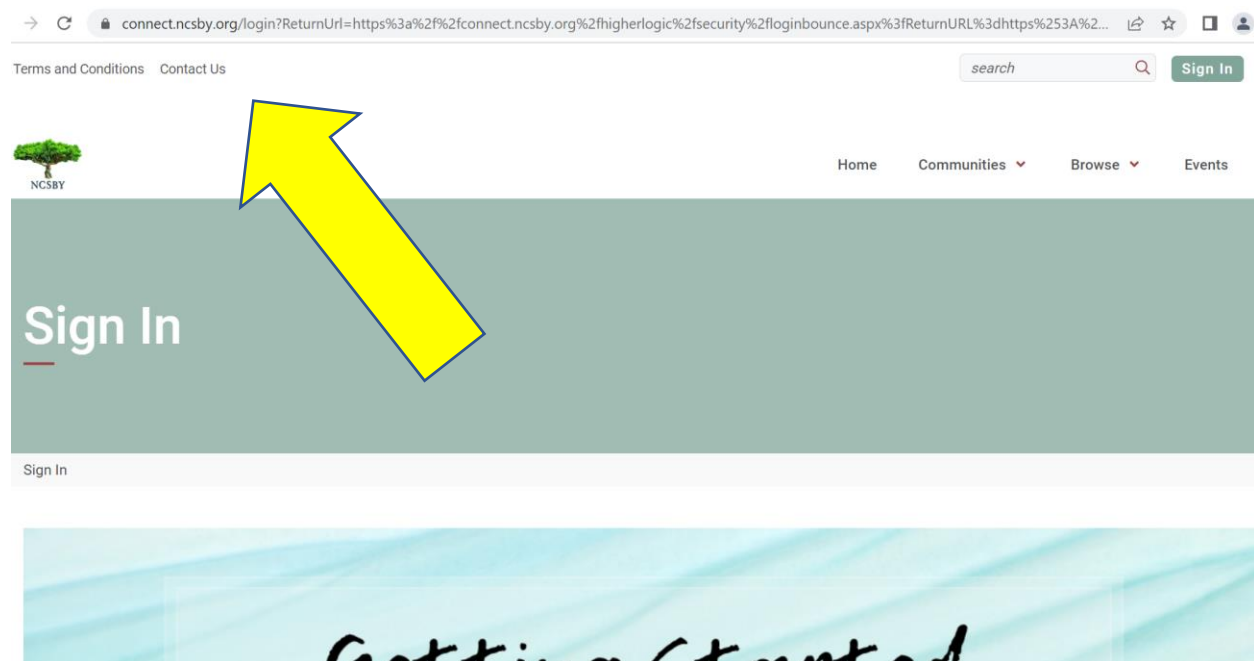


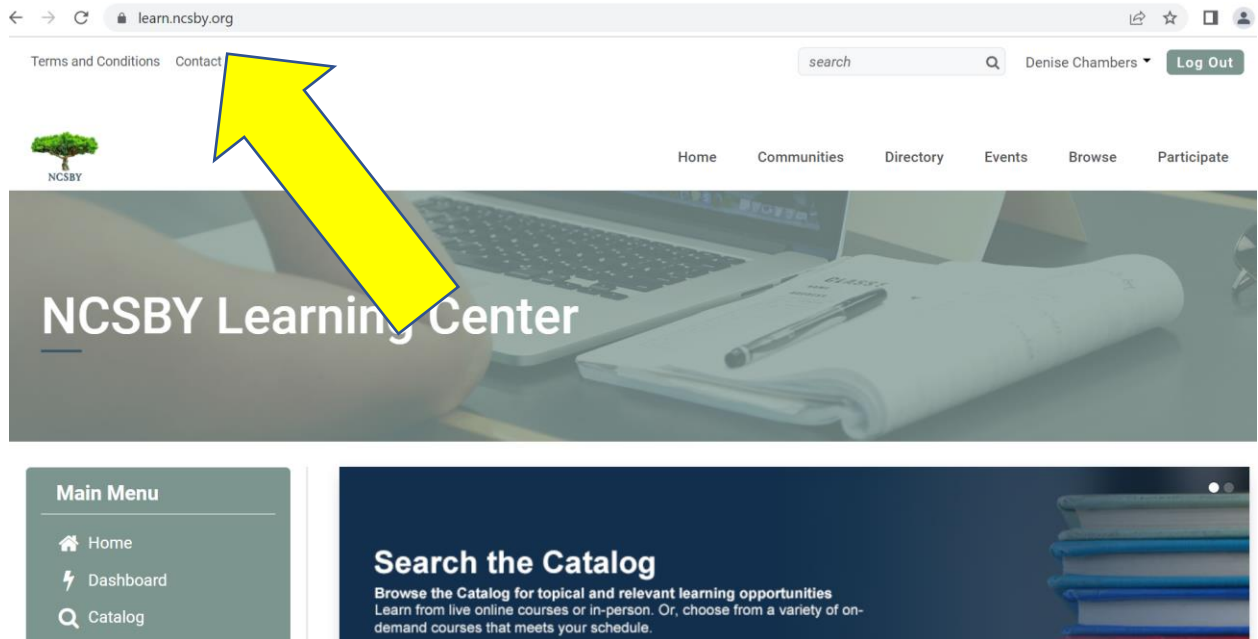
1) Visit the Learning Management Website: [learn.ncsby.org](https://learn.ncsby.org)



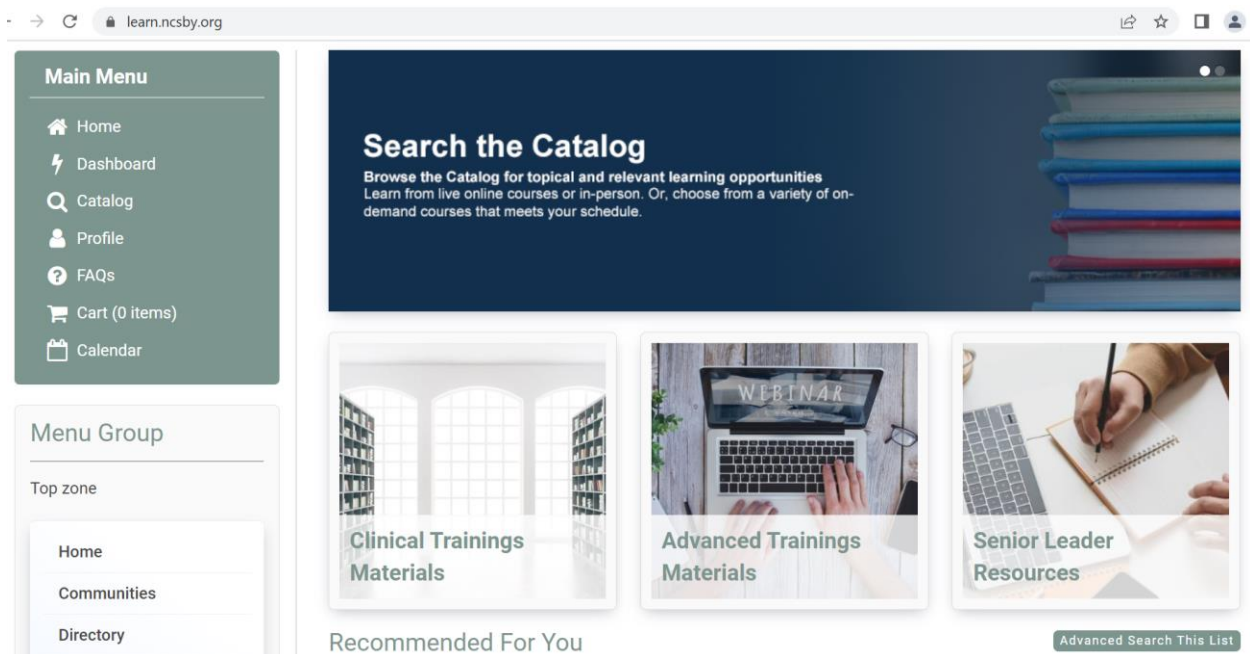
2) You will be redirected back to the NCSBY Community site



3) You will be redirected back to the LMS site : learn.ncsby.org, after logging in



4) Scroll Down to explore the Learning Catalog



5) Continue to scroll down to view available Courses in the Catalog

The screenshot shows the 'learn.ncsby.org' website. On the left is a sidebar with a 'Top zone' menu (Home, Communities, Directory, Events, Browse, Participate) and a 'Bottom zone' 'Full Site Search' section. The main content area is titled 'Recommended For You' and includes search filters for 'Search by Category' (Any), 'Search by Format' (All Webinar Types), and 'Sort By' (New to Old). Below the filters are three course listings, each with a PSB logo: 'PSB-CBT S Prework' (21 components), 'PSB-CBT-S Curriculum & Materials' (7 products), and 'PSB-CBT-S Assessment' (1 component). A 'Reset' button is located to the right of the filters.

6) Congratulations!! Please personalize your profile.

The screenshot shows the 'NCSBY Learning Center' website. At the top right, a user profile dropdown menu is open for 'Denise Chambers', showing options: 'Your Profile/Settings on This Site', 'Your NCSBY Account Profile', and 'Administration'. A large yellow arrow points to this menu. The main banner features the text 'NCSBY Learning Center' over a background image of a laptop and a notebook. Below the banner is a 'Main Menu' with links to Home, Dashboard, and Catalog, and a 'Search the Catalog' section with a description of learning opportunities.