

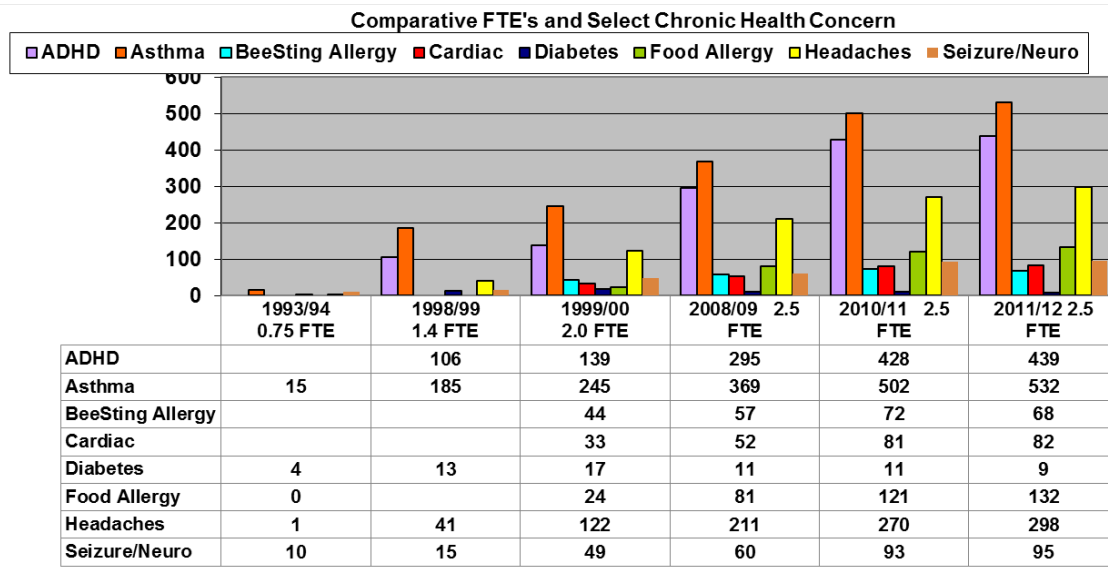
Real Life School Nurse Examples of Outcomes from Using Data

Handout for 6/2016 NASN Conference Poster: *Use Your Documentation and Data to Improve Student Health*

Louise Wilson, Lindsey Minchella, BettySue Hinkson, Claire Molner, Karla Palmer

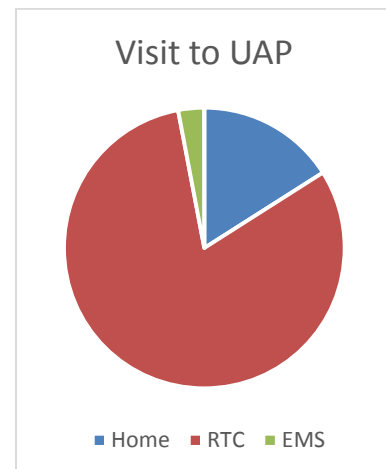
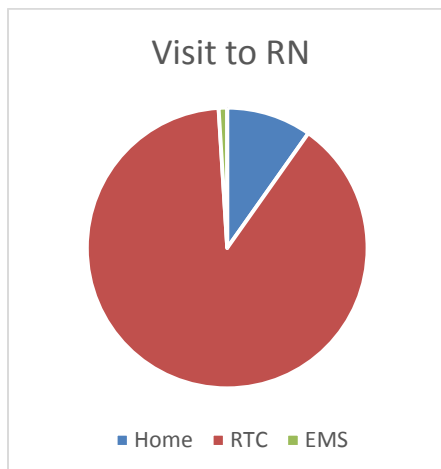
"I used data collected by paper and pencil to demonstrate how having data could inform decision making. From that, my district purchased an electronic health record system to have data and increase administrators' and board members' abilities to make evidence based decisions. "

"I collected data about a number of chronic health conditions and delegated nursing procedures to get the school board to increase school nursing services from 0.75 FTE to 3.0 FTE. "



"As a school nurse in Illinois, I implemented concussion protocols many years before state concussion legislation by using local and national data to show the need for protocols. "

"I kept data in my Vermont schools about "how many kids are sent home" on the day the nurse is here vs when secretarial UAPs are present. About 60% more were sent home on the days I was not there. Administrators saw the data and increased my time from 40% to 60%."



"I used data about vision screening referrals and the lack of follow -up on referrals to justify an optometry clinic for students in my district. "

grade	# screened	# referred	# completed followup	# prescribed glasses	with complete followup

"As a state school nurse consultant, I created an annual report showing school nurse ratios of all state school districts. I shared the report with all superintendents. The superintendent with the lowest district ratio hired 2 more school nurses. "

"I used data (number of office visits, numbers of students with chronic health conditions, number of emergency care plans, and numbers of individualized healthcare plans) to validate the need for another school nurse. We went from 1 to 2 ½ nurses for approximately 1700 students."

Intervention	Number Students Affected	Educational Impact: Supporting student success by keeping students alive, safe, in school, and ready to learn.
Medication Administration	77 daily scheduled prescription doses 11,877 doses given	<ul style="list-style-type: none"> Corrects some physical or mental health condition that would interfere with their ability to function in the classroom.
Medication Management	Emergency medication consents-129 "As needed" medications consents- 233	<ul style="list-style-type: none"> Decreases risk of injury/death from seizure, allergic reaction, asthma attack, diabetic reaction, etc. Allows students to be more comfortable and/or remain in school rather than go home.
Management of Chronic Health Conditions	41% of student population or 1,384 students with chronic health condition	<ul style="list-style-type: none"> Reduces absenteeism. Reduces potential for district liability.
Development Individual Healthcare/ Emergency Plan	160- Medical Alerts	<ul style="list-style-type: none"> Reduces potential for loss of life. Reduces potential for district liability. Reduces potential for health emergencies. Reduces potential for absences.
Emergency Preparedness/AED Maintenance	EMS/911 Calls – 6 AEDs- 11	<ul style="list-style-type: none"> Reduces potential for loss of life. Reduces potential for district

"I used data about social determinants of health, special education and medications/treatments to increase staffing in Minneapolis Public Schools. "

"I used data to identify schools not reporting suspected child abuse and neglect and as a result, developed and applied a training program. " Use Your Documentation & Data To Improve Student Health