


Workforce

(14 states represented)



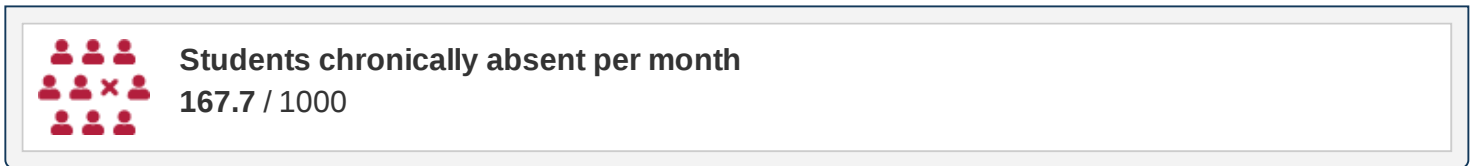
Chronic Conditions

(24 states represented)



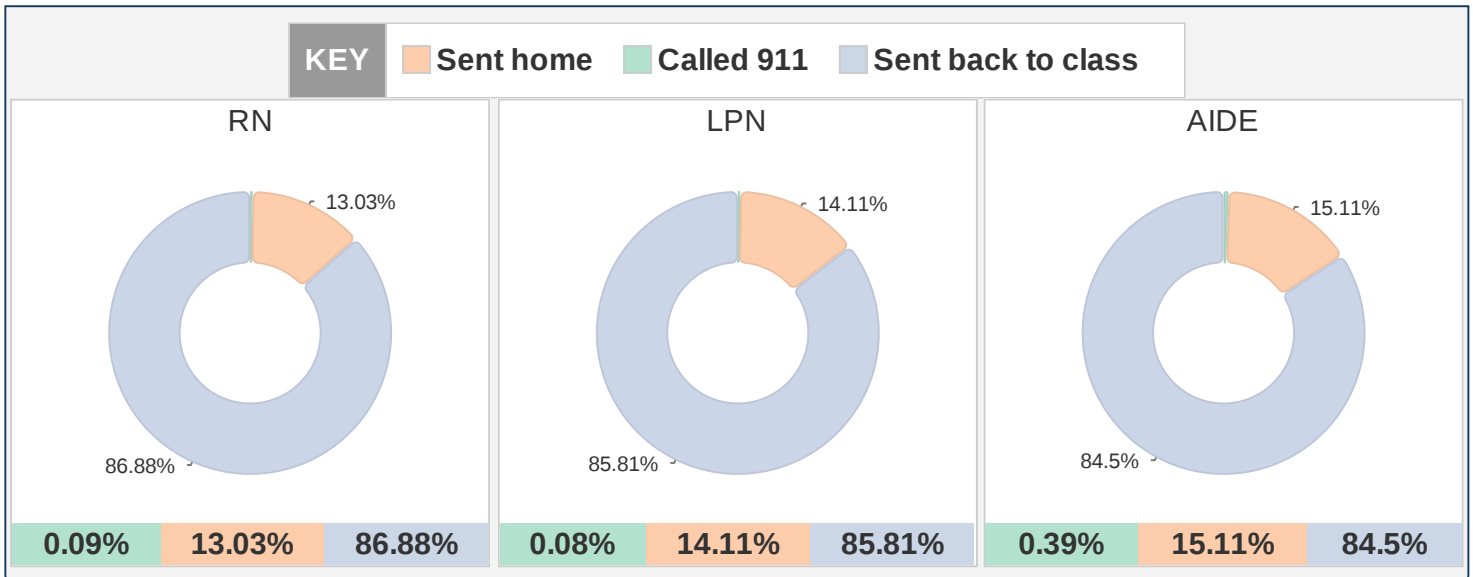
Absenteeism

(16 states represented)



Health Office Visits

(19 states represented)



To learn more about Every Student Counts! including data point definitions and tiers, go to nasn.org/nasn/research/everystudentcounts or email data@nasn.org

State	Reporting Level	Workforce	Chronic Conditions	Chronic Absenteeism	Health Office Visits
Arizona	Public: District/School		✓	✓	✓
Arkansas	Public: State	✓	✓	✓	✓
Delaware	Public: State		✓	✓	✓
Florida	Public: State	✓	✓	✓	✓
Georgia	Public: State Private: State	✓	✓	✓	✓
Hawaii	Public: State				✓
Indiana	Public: State		✓		
Kansas	Public: District/School	✓	✓	✓	✓
Kentucky	Public: District/School		✓	✓	✓
Maine	Public: State	✓	✓	✓	✓
Missouri	Public: State		✓		
Nebraska	Public: State		✓	✓	
New Jersey	Public: State	✓	✓		✓
North Carolina	Public: State	✓	✓		✓
North Dakota	Public: District/School		✓	✓	✓
Ohio	Public: District/School Private: School	✓	✓	✓	✓
Rhode Island	Public: State	✓	✓	✓	✓
South Carolina	Public: State Private: State	✓	✓	✓	
South Dakota	Public: District/School		✓		✓
Tennessee	Public: State Private: State	✓	✓		✓
Texas	Private:: School	✓	✓	✓	✓
Utah	Public: State	✓	✓	✓	✓
Washington	Public: State		✓		
Wisconsin	Public: State	✓	✓		
Wyoming	Public: State	✓	✓	✓	✓