

Rehearsal of CERP's with AED Drills

Angel Carter BSN, RN

Monroe Carell Jr Children's Hospital at Vanderbilt


Becky Miller

East Tennessee Children's Hospital



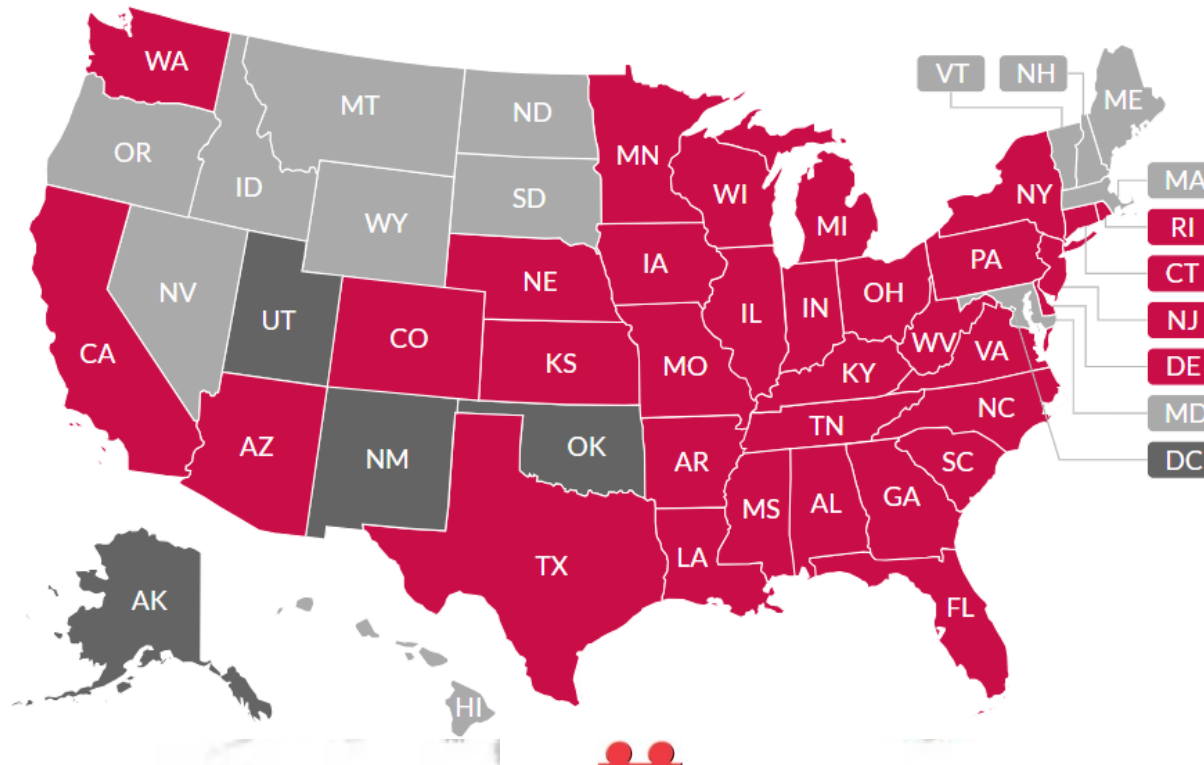
Project ADAM

Automated Defibrillators in Adam's Memory



Evolution of Project ADAM on National Level

Project ADAM has over 52 affiliates in 35 States



Project ADAM

Mission

Project ADAM saves lives by empowering ***schools*** and communities to be prepared for a sudden cardiac arrest

Vision

Eradicate sudden cardiac death through ***school*** and community prevention



“AEDs alone do not save lives, rather people quickly performing CPR and using AEDs save lives”

For every minute that
defibrillation is
delayed, **survival decreases**
by **7 percent to 10 percent.**



Five Elements of a Heart Safe Campus

AEDs

Cardiac Emergency Response Teams

Cardiac Emergency Response Plan

Training

Cardiac Emergency Response Drills

www.projectadam.com/heartsafeschools



Planning for the CPR-AED Drill

- Train the designated cardiac emergency response team
 - Train team to school specific CERP
 - Consider assigning roles, always have a back up
 - Should train to retrieve all AEDs if multiple ones available on campus
- Arrange date and time with administration
- Secure a manikin, reach out to Project ADAM if support wanted
- Consider alerting team that a drill will take place in the next week instead of specific date and time
- Prepare office staff “THIS IS A DRILL”
- Start simple, not a pass/fail moment, use as learning experience

Ideas for making AED drills more challenging:

- Add clothing to manikin
- Turn manikin face down
- Place manikin in remote location of campus
- Choose locked classroom to run drill from and watch how staff work together to access the room, especially if all staff do not have a master key
- Do not let staff know date and time of drill
- Conduct drill outdoors

Actual Drill


- School nurse should observe and time the drill using a drill summary checklist
- If one is available, substitute AED trainer for real AED when it arrives
- Consider making drill last through at least two shocks
- Consider arranging for local EMS to respond to drill
- Ask SRO to respond but not participate in CPR, encourage their input during debriefing
- Require team members to rotate providing CPR during drill
- Time the response to encourage “drop to shock” within three minutes or less

Observations that could be discussed during debrief:

- Reaching across “victim” to deliver shock
- Importance of performing CPR during AED pad placement
- Take this time to teach about transitioning between compressors from each side of the victim, especially if you observe that compressions were provided from the same side of the victim through the entire drill
- Were locked doors to classrooms and gymnasiums a barrier at all?
 - Ask them if an additional role of door holder should be added?
 - Do enough staff have a master key to access classrooms?
- Depending on school policy, SRO/nurse can include Naloxone discussion

Post Drill

- THANK YOU
- Review checklist together, sharing times
- Ask for feedback from the team
 - What felt really good?
 - What felt “clunky” or did not flow well?
- Give your recommendations for improvement
- Celebrate with team and congratulate them on a job well done!
- If needed, change emergency response plan
- Plan another drill and ramp up difficulty if possible, add in other elements such as epi pen, Narcan, clothing, jewelry, manikin face down, etc
- Consider sending emails to response team and all school staff to wrap up



CPR/AED drill video for new CERT members



Project ADAM Cardiac Emergency Response Drill



Project AD...
2.25K...



Subscribed ▾



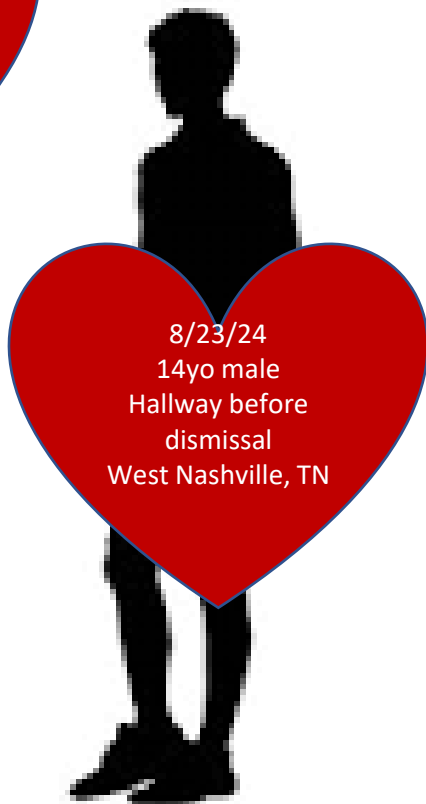
82



Share



The why behind Project ADAM... 2024-2025 school year





WHEN DOING YOUR AED
DRILL ON CAMPUS...

"DON'T TRAIN UNTIL YOU GET IT RIGHT.
TRAIN UNTIL YOU CAN'T GET IT
WRONG."

--shared by a recent SCA victim's mother when
speaking to the press about training in CPR
and AED use

Project ADAM[®]
SAVES LIVES



MIDDLE TENNESSEE
Project ADAM[®]
SAVES LIVES

Questions



MIDDLE TENNESSEE
Project ADAM[®]
SAVES LIVES

Contact information

Angel Carter

angel.carter@vumc.org

615-343-4984

www.childrenshospitalvanderbilt.org/projectadam

