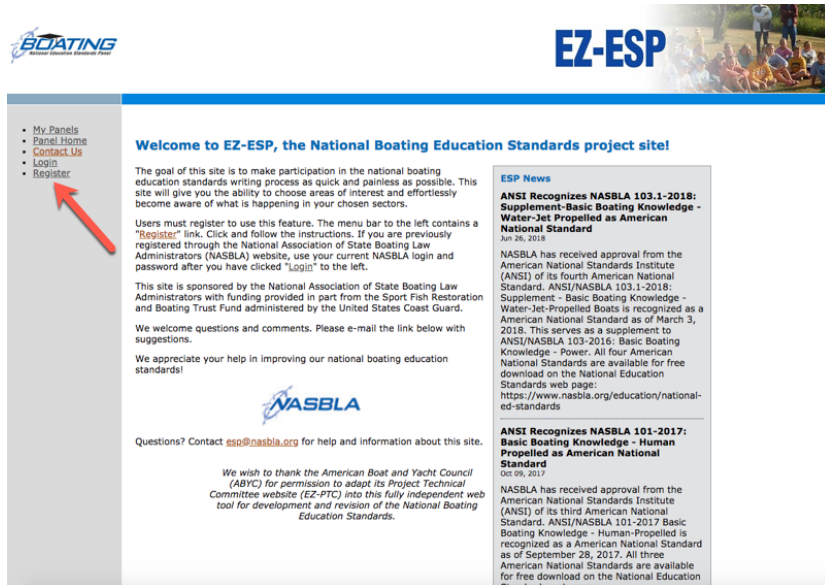



Quick Start Guide

Welcome to Welcome to EZ-ESP, the National Boating Education Standards project site! We are glad to have you. Let's get started.

1. Register. If you've ever attended a NASBLA event, you're already in our system. Then start at item 2 below. If not, just set up an account by clicking Register on the left-hand side of the EZ-ESP welcome page.

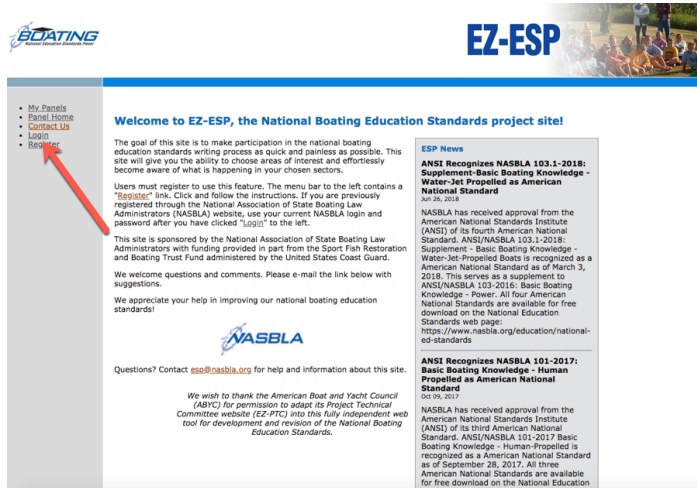


Then click on Create a User Account and follow the instructions.

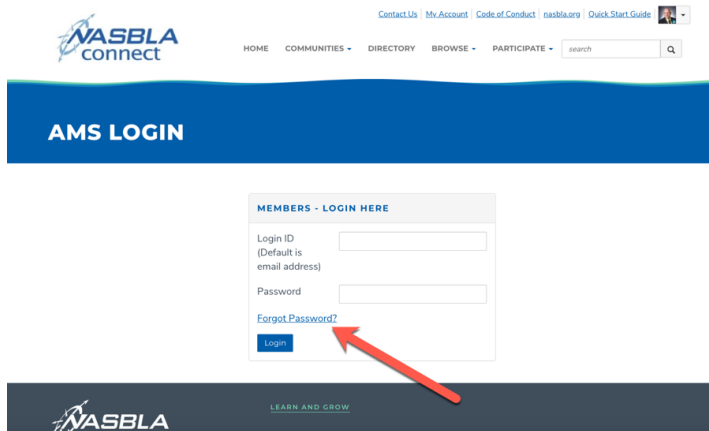


Having problems creating a user account? Contact info@nasbla.org for help.


2. Login. Once you're registered (or already in the system), click the Login link on the left-hand side of the EZ-ESP welcome page. Your login is your email address.



If you don't remember your password, click Forgot Password and follow the prompts to set a new one.



3. My Panels. Once you're logged in, you'll be taken to a page called My Panels. Here you will select which ESP Panel you wish to follow and offer comments. For most people, this will be the National Boating Education Standards Panel. Click Join this Panel.



4. What now? Give us your input! Choose the standard you wish to review and comment on.

5. Questions? Contact esp@nasbla.org for help and information about this site.