

**Appendix for Charge 14:  
2014 Course Provider Survey  
Program Administration Charge #1**



**1. Please classify what type of course provider you are.**

		Response Percent	Response Count
State		14.3%	2
<b>Commercial</b>		<b>57.1%</b>	<b>8</b>
Non-Profit		21.4%	3
Other (please specify)		7.1%	1
		<b>answered question</b>	<b>14</b>
		<b>skipped question</b>	<b>0</b>





**2. Please indicate the type of course(s) you currently provide that are NASBLA-approved.  
(Select all that apply.)**

		Response Percent	Response Count
course book/ homestudy		30.8%	4
<b>classroom instruction</b>		<b>69.2%</b>	<b>9</b>
online (internet)		30.8%	4
CD or DVD		46.2%	6
on-water		7.7%	1
none		15.4%	2
		Other (please specify)	2
		<b>answered question</b>	<b>13</b>
		<b>skipped question</b>	<b>1</b>





**3. OPTIONAL: Please share the AVERAGE annual number of students completing your course(s) in 2000 - 2013.**

		Response Percent	Response Count
Less than 1000		36.4%	4
<b>1000 - 4999</b>		<b>45.5%</b>	<b>5</b>
5000 - 9999		0.0%	0
10,000 - 19,999		0.0%	0
20,000 - 29,999		0.0%	0
30,000 - 39,999		0.0%	0
40,000 - 49,999		0.0%	0
50,000 or more		18.2%	2
I prefer not to respond to this question.		0.0%	0
		<b>answered question</b>	<b>11</b>
		<b>skipped question</b>	<b>3</b>

**4. Please indicate the type of course(s) you PREVIOUSLY provided which no longer have NASBLA-approval. (Select all that apply.)**

		Response Percent	Response Count
course book/ homestudy		0.0%	0
classroom instruction		7.7%	1
online (internet)		7.7%	1
CD or DVD		0.0%	0
on-water		7.7%	1
<b>none</b>		<b>84.6%</b>	<b>11</b>
Please explain why these courses are no longer approved.			0
<b>answered question</b>			<b>13</b>
<b>skipped question</b>			<b>1</b>

**5. Please indicate the number of years you have been a boating education course provider (include both NASBLA-approved and non-approved courses).**

		Response Percent	Response Count
Less than 1 year		0.0%	0
1 to 5 years		0.0%	0
6 to 10 years		7.7%	1
<b>11 to 15 years</b>		<b>46.2%</b>	<b>6</b>
16 to 20 years		23.1%	3
21 to 25 years		0.0%	0
Greater than 26 years.		23.1%	3
<b>answered question</b>			<b>13</b>
<b>skipped question</b>			<b>1</b>

**6. As a course provider, your services are highly valued as an important boating safety partner. In order to best consider your feedback, NASBLA would like to know what PROCESS you think would work best for you to provide input and recommendations for improving national education program effectiveness. Rank the following options in terms of your preferred PROCESS with the number 1=MOST DESIRED, and 6=LEAST DESIRED. Please use each number from (1 through 6) only once.**

	1	2	3	4	5	6	Rating Average	Rating Count
Online surveys (annual)	15.4% (2)	15.4% (2)	<b>23.1%</b> <b>(3)</b>	<b>23.1%</b> <b>(3)</b>	15.4% (2)	7.7% (1)	3.31	13
Face-to-face meetings (annual)	<b>30.8%</b> <b>(4)</b>	7.7% (1)	15.4% (2)	15.4% (2)	7.7% (1)	23.1% (3)	3.31	13
Suggestion Box (available online 24/7)	15.4% (2)	23.1% (3)	7.7% (1)	0.0% (0)	23.1% (3)	<b>30.8%</b> <b>(4)</b>	3.85	13
Teleconference Calls	7.7% (1)	<b>30.8%</b> <b>(4)</b>	7.7% (1)	15.4% (2)	15.4% (2)	23.1% (3)	3.69	13
Focus Groups (small group discussions)	7.7% (1)	7.7% (1)	<b>30.8%</b> <b>(4)</b>	23.1% (3)	23.1% (3)	7.7% (1)	3.69	13
Web forum/ Webinars	<b>23.1%</b> <b>(3)</b>	15.4% (2)	15.4% (2)	<b>23.1%</b> <b>(3)</b>	15.4% (2)	7.7% (1)	3.15	13
<b>answered question</b>								<b>13</b>
<b>skipped question</b>								<b>1</b>

**7. We would like to ask you questions about NASBLA Standard 8 - Continuing Education and State Specific Information. Given your experience with education and the data you have collected, what changes, if any, would you like to see made to Standard 8?**

	Response Count
	12
<b>answered question</b>	<b>12</b>
<b>skipped question</b>	<b>2</b>



**8. We would like to ask you questions about NASBLA Standard 9 - Course Format and Assessment Requirements. Given your experience with education and the data you have collected, what changes, if any, would you like to see made to Standard 9?**

	Response Count
	11
answered question	11
skipped question	3

**9. We would like to ask you questions about NASBLA Standard 10 - Online and other Electronic Course Delivery and Presentation. Given your experience with education and the data you have collected, what changes, if any, would you like to see made to Standard 10?**

	Response Count
	10
answered question	10
skipped question	4

**10. Data suggest that online test scores, and numbers of students completing the test, changed when time restrictions were imposed. If you provide an online test, what does your data indicate?**

		Response Percent	Response Count
<b>We do not provide an online test.</b>		50.0%	4
The test scores moved DOWN and the number of students moved UP.		0.0%	0
The test scores moved DOWN and the number of students moved DOWN.		0.0%	0
The test scores moved UP and the number of students moved DOWN.		0.0%	0
<b>The test scores moved UP and the number of students moved UP.</b>		50.0%	4
Our data indicates no significant changes in either test scores or student numbers.		0.0%	0

Please explain: 2

<b>answered question</b>	<b>8</b>
<b>skipped question</b>	<b>6</b>



**11. Given the best practices you have learned, do you have suggestions for how you would improve NASBLA's national boating education efforts?**

	Response Count
	10
<b>answered question</b>	<b>10</b>
<b>skipped question</b>	<b>4</b>

**12. What additional issues or concerns do you think NASBLA should be addressing in order to improve boating safety education in general?**

	Response Count
	10
answered question	10
skipped question	4

**13. As a current or past NASBLA course provider, would you be willing to participate in a more detailed survey about your program?**

		Response Percent	Response Count
Yes		90.0%	9
No		10.0%	1
	answered question		10
	skipped question		4

**14. CONFIDENTIAL for internal purposes only. This information will not be shared with others outside of the NASBLA Charge Team without written approval of the contributor. Contact information:**

		Response Percent	Response Count
Name:		100.0%	8
Position Title:		100.0%	8
Company/Organization:		100.0%	8
Mailing Address:		100.0%	8
City/Town:		100.0%	8
State:		87.5%	7
ZIP:		100.0%	8
Email Address:		100.0%	8
Phone Number:		100.0%	8
<b>answered question</b>			<b>8</b>
<b>skipped question</b>			<b>6</b>



**Page 3, Q1. Please classify what type of course provider you are.**

1 Federal

Apr 7, 2014 12:12 PM

**Page 4, Q2. Please indicate the type of course(s) you currently provide that are NASBLA-approved. (Select all that apply.)**

1 classroom materials

Apr 7, 2014 5:32 PM

2 classroom materials

Apr 7, 2014 5:31 PM

**Page 9, Q7. We would like to ask you questions about NASBLA Standard 8 - Continuing Education and State Specific Information. Given your experience with education and the data you have collected, what changes, if any, would you like to see made to Standard 8?**

1	N/A	Apr 8, 2014 6:05 AM
2	Move all content that varies by state but is currently in Standards 1-7 to be in the State-Specific Standard 8.	Apr 7, 2014 5:38 PM
3	In our experience, since the program is of a nationwide nature, with participants from various states, the requirement to meet certain state specific info is simply not feasible. For providers offering national courses, simply have a different certification process for approval, instead of requiring individual state approval.	Apr 7, 2014 12:17 PM
4	I believe the present input of State specific instruction and questions provide the student with the basic knowledge of boat/pwc safety. There is just so much you can teach without being on the water. Experience on the water is the plus, if the boater is responsible.	Apr 7, 2014 5:28 AM
5	none	Apr 1, 2014 7:42 PM
6	I feel the present Standard 8 is fine.	Apr 1, 2014 5:25 PM
7	Our internal surveys show a small level of desired participation in continuing education. It would be nice to have the states prepare and disburse state specific content to course providers thereby reducing review time and increasing continuity.	Apr 1, 2014 10:14 AM
8	State specific items appear to be a pretty comprehensive list that provides options for individual states to choose other topics that may be a priority for them.	Apr 1, 2014 7:28 AM
9	none	Apr 1, 2014 7:07 AM
10	None	Apr 1, 2014 6:42 AM
11	The state of CT incorporates state specifics in the instruction book that they and we use.	Apr 1, 2014 6:42 AM
12	This is not really applicable in Canada since all information is federally applicable coast to coast to coast.	Apr 1, 2014 6:42 AM

**Page 10, Q8. We would like to ask you questions about NASBLA Standard 9 - Course Format and Assessment Requirements. Given your experience with education and the data you have collected, what changes, if any, would you like to see made to Standard 9?**

1	N/A	Apr 8, 2014 6:05 AM
2	Reduce the education content requirements to the essential safety information and need-to-know laws. Then focus the courses and their assessments on those remaining content requirements. Currently there is too much content for a 6-8 hour classroom or 3-hour online course. Content that is not deemed important enough to be tested over should be removed or optional. We recommend removing Standard 9.3.8 since it is not possible to ensure that a student be allowed to take the challenge exam only once.	Apr 7, 2014 5:49 PM
3	none	Apr 7, 2014 12:17 PM
4	The present system of assessment standard is fine.	Apr 7, 2014 5:32 AM
5	none	Apr 1, 2014 7:42 PM
6	None	Apr 1, 2014 10:15 AM
7	No changes	Apr 1, 2014 7:30 AM
8	none	Apr 1, 2014 7:07 AM
9	For approved on-line courses in Canada the format and assessment requirements are set by Transport Canada. We see no changes required for Providers in the US	Apr 1, 2014 6:45 AM
10	We have no problems with the current criteria	Apr 1, 2014 6:43 AM
11	None	Apr 1, 2014 6:42 AM

**Page 11, Q9. We would like to ask you questions about NASBLA Standard 10 - Online and other Electronic Course Delivery and Presentation. Given your experience with education and the data you have collected, what changes, if any, would you like to see made to Standard 10?**

1	N/a	Apr 8, 2014 6:05 AM
2	The timed course requirement has significantly improved performance on final exams. Our data collected prior to implementing Standards 9 and 10 versus data collected post implementing these standards show that these standards improved final exam scores by a significant amount.	Apr 7, 2014 5:50 PM
3	none	Apr 7, 2014 12:17 PM
4	I believe online is the future but I am not in favor of it. There are too many shortcuts today in providing the individual a way out of classroom participation.	Apr 7, 2014 5:35 AM
5	live proctored exams the only way you can prove the student knows the material,	Apr 1, 2014 7:44 PM
6	Get rid of the timers and just make it so the student must progress through the course content without skipping any material.	Apr 1, 2014 10:16 AM
7	No changes	Apr 1, 2014 7:30 AM
8	none	Apr 1, 2014 7:07 AM
9	Again, in Canada, on-line course delivery and presentation parameters are set by Transport Canada. We see no changes required for US providers.	Apr 1, 2014 6:46 AM
10	As a classroom based curriculum we are opposed to online instruction	Apr 1, 2014 6:43 AM

**Page 12, Q10. Data suggest that online test scores, and numbers of students completing the test, changed when time restrictions were imposed. If you provide an online test, what does your data indicate?**

1	What (whose) data is referred to in the premise of this question? Although our number of students went up, we do not attribute that change to Standards 9 and 10. Many states are well into a phase-in or post introduction of a mandatory education law. Our data indicates law-related factors are the largest contributors to the number of students being certified in a given state.	Apr 7, 2014 5:56 PM
2	Final on-line tests in Canada are carried out by Transport Canada so they collect the data. Time restrictions have always been imposed	Apr 1, 2014 6:49 AM

**Page 13, Q11. Given the best practices you have learned, do you have suggestions for how you would improve NASBLA's national boating education efforts?**

1	1	Apr 8, 2014 6:04 AM
2	Engage the student by making what he/she is learning real and by helping the student clearly visualize how the course content applies him/her.	Apr 7, 2014 5:56 PM
3	none	Apr 7, 2014 12:18 PM
4	NSABLA does a fine job, overseeing the boating safety. The only way to insure that each individual understands "safe boating " is to require an on the water test. A very difficult task to implement--cost and liability.	Apr 7, 2014 5:41 AM
5	none	Apr 1, 2014 7:48 PM
6	The national organization should continue to monitor recreational boating safety trends and adjust the standards as necessary.	Apr 1, 2014 10:20 AM
7	Not at this time	Apr 1, 2014 7:32 AM
8	forum for all instructors to communicate with one another talking about issues in general and teaching techniques	Apr 1, 2014 7:08 AM
9	We are very happy with NASBLA's efforts and appreciate our ability to participate.	Apr 1, 2014 6:50 AM
10	NASBLA is doing a good job	Apr 1, 2014 6:44 AM

**Page 14, Q12. What additional issues or concerns do you think NASBLA should be addressing in order to improve boating safety education in general?**

1	1	Apr 8, 2014 6:04 AM
2	NASBLA has done a good job at setting standards for education, but could do a better job at monitoring and ensuring those standards are met.	Apr 7, 2014 5:58 PM
3	none	Apr 7, 2014 12:18 PM
4	Reference item 11.	Apr 7, 2014 5:41 AM
5	NASBLA has become a large animal like many other government programs. It used to be simple and inexpensive to get a qualified course. NASBLA spends a lot of time to support state law enforcement groups but so much time to private NASBLA schools. Some of these small schools have a passion for boating safety and make a living teaching it.	Apr 1, 2014 7:54 PM
6	A main area of concern is the additive ethanol in gasoline and how it affects both motors and fuel systems.	Apr 1, 2014 10:22 AM
7	Reciprocity of acceptance of approved courses within all states and territories.	Apr 1, 2014 7:35 AM
8	none	Apr 1, 2014 7:09 AM
9	there needs to be a better defined reciprocal agreement between NASBLA and Transport Canada on the mutual acceptance of operator certification.	Apr 1, 2014 6:53 AM
10	I have no outstanding issues	Apr 1, 2014 6:50 AM