

Q1 Contact Information

Answered: 22 Skipped: 0

ANSWER CHOICES	RESPONSES	
Name	100.00%	22
Agency	100.00%	22
Address	0.00%	0
Address 2	0.00%	0
City/Town	0.00%	0
State/Province	100.00%	22
ZIP/Postal Code	0.00%	0
Country	0.00%	0
Email Address	100.00%	22
Phone Number	100.00%	22

#	NAME	DATE
1	Randy Henry	7/26/2018 5:41 PM
2	Tim Baumgarten	7/25/2018 6:19 PM
3	Kelli Toth	7/25/2018 1:56 PM
4	Herb Angell	7/24/2018 3:55 PM
5	Captain Matt Walz	7/19/2018 3:40 PM
6	Lisa Dugan	7/19/2018 1:57 PM
7	Chris Fallon	7/18/2018 12:11 PM
8	Corey Britcher	7/18/2018 10:19 AM
9	Pat Brown	7/18/2018 9:39 AM
10	Penny Kanable	7/18/2018 8:41 AM
11	Tim Dunleavy	7/17/2018 4:36 PM
12	Mark Brown	7/12/2018 9:36 AM
13	Trevor Carbo	7/12/2018 8:05 AM
14	Andrew Quitugua	7/10/2018 11:54 PM
15	Aaron Kerr	7/10/2018 5:55 PM
16	Adam Block	7/10/2018 3:48 PM
17	Cody Jones	7/10/2018 3:04 PM
18	Tom Guess	7/10/2018 2:05 PM
19	Joe McCullough	7/10/2018 1:52 PM
20	Stephanie Weatherington	7/10/2018 1:41 PM
21	Jeff Weaver	7/10/2018 1:36 PM
22	Kim Jackson	6/29/2018 3:25 PM

Boating Safety Dashboards - Feedback Survey

#	AGENCY	DATE
1	Oregon State Marine Board	7/26/2018 5:41 PM
2	Arizona Game and Fish Department	7/25/2018 6:19 PM
3	Alaska Office of Boating Safety	7/25/2018 1:56 PM
4	Game and Parks Commission	7/24/2018 3:55 PM
5	Mo. State Highway Patrol, Water Patrol Division	7/19/2018 3:40 PM
6	MN DNR	7/19/2018 1:57 PM
7	NYS Parks - Marine Bureau	7/18/2018 12:11 PM
8	PA Fish and Boat Commission	7/18/2018 10:19 AM
9	Ohio Department of Natural Resources	7/18/2018 9:39 AM
10	Wisconsin Dept of Natural Resources	7/18/2018 8:41 AM
11	NH Marine Patrol	7/17/2018 4:36 PM
12	Oklahoma Highway Patrol Marine Enforcement Section	7/12/2018 9:36 AM
13	Vermont State Police	7/12/2018 8:05 AM
14	Guam Police Department	7/10/2018 11:54 PM
15	Wyoming Game and Fish Department	7/10/2018 5:55 PM
16	MN DNR	7/10/2018 3:48 PM
17	Texas Parks and Wildlife	7/10/2018 3:04 PM
18	VA Dept of Game and Inland Fisheries	7/10/2018 2:05 PM
19	Alaska Office of Boating Safety	7/10/2018 1:52 PM
20	AR Game and Fish Commission	7/10/2018 1:41 PM
21	Georgia DNR Law Enforcement	7/10/2018 1:36 PM
22	Arizona Game and Fish	6/29/2018 3:25 PM

#	ADDRESS	DATE
	There are no responses.	

#	ADDRESS 2	DATE
	There are no responses.	

#	CITY/TOWN	DATE
	There are no responses.	

#	STATE/PROVINCE	DATE
1	OR	7/26/2018 5:41 PM
2	AZ	7/25/2018 6:19 PM
3	AK	7/25/2018 1:56 PM
4	NE	7/24/2018 3:55 PM
5	MO	7/19/2018 3:40 PM
6	MN	7/19/2018 1:57 PM
7	NY	7/18/2018 12:11 PM
8	PA	7/18/2018 10:19 AM
9	OH	7/18/2018 9:39 AM
10	WI	7/18/2018 8:41 AM
11	NH	7/17/2018 4:36 PM

Boating Safety Dashboards - Feedback Survey

12	OK	7/12/2018 9:36 AM
13	VT	7/12/2018 8:05 AM
14	GU	7/10/2018 11:54 PM
15	WY	7/10/2018 5:55 PM
16	MN	7/10/2018 3:48 PM
17	TX	7/10/2018 3:04 PM
18	VA	7/10/2018 2:05 PM
19	AK	7/10/2018 1:52 PM
20	AR	7/10/2018 1:41 PM
21	GA	7/10/2018 1:36 PM
22	AZ	6/29/2018 3:25 PM

#	ZIP/POSTAL CODE	DATE
---	-----------------	------

There are no responses.

#	COUNTRY	DATE
---	---------	------

There are no responses.

#	EMAIL ADDRESS	DATE
---	---------------	------

1	randy.h.henry@oregon.gov	7/26/2018 5:41 PM
2	tbaumgarten@azgfd.gov	7/25/2018 6:19 PM
3	kelli.toth@alaska.gov	7/25/2018 1:56 PM
4	herb.angell@nebraska.gov	7/24/2018 3:55 PM
5	Matt.walz@mshp.dps.mo.gov	7/19/2018 3:40 PM
6	lisa.dugan@state.mn.us	7/19/2018 1:57 PM
7	christopher.fallon@parks.ny.gov	7/18/2018 12:11 PM
8	cbritcher@pa.gov	7/18/2018 10:19 AM
9	patrick.brown@dnr.state.oh.us	7/18/2018 9:39 AM
10	penny.kanable@wisconsin.gov	7/18/2018 8:41 AM
11	timothy.dunleavy@dos.nh.gov	7/17/2018 4:36 PM
12	mark.brown@dps.ok.gov	7/12/2018 9:36 AM
13	Trevor.Carbo@Vermont.Gov	7/12/2018 8:05 AM
14	andrew.quitugua@gpd.guam.gov	7/10/2018 11:54 PM
15	aaron.kerr@wyo.gov	7/10/2018 5:55 PM
16	adam.block@state.mn.us	7/10/2018 3:48 PM
17	cody.jones@tpwd.texas.gov	7/10/2018 3:04 PM
18	tom.guess@dgif.virginia.gov	7/10/2018 2:05 PM
19	joseph.mccullough@alaska.gov	7/10/2018 1:52 PM
20	Stephanie.Weatherington@agfc.ar.gov	7/10/2018 1:41 PM
21	jeff.weaver@dnr.ga.us	7/10/2018 1:36 PM
22	kjackson@azgfd.gov	6/29/2018 3:25 PM

#	PHONE NUMBER	DATE
---	--------------	------

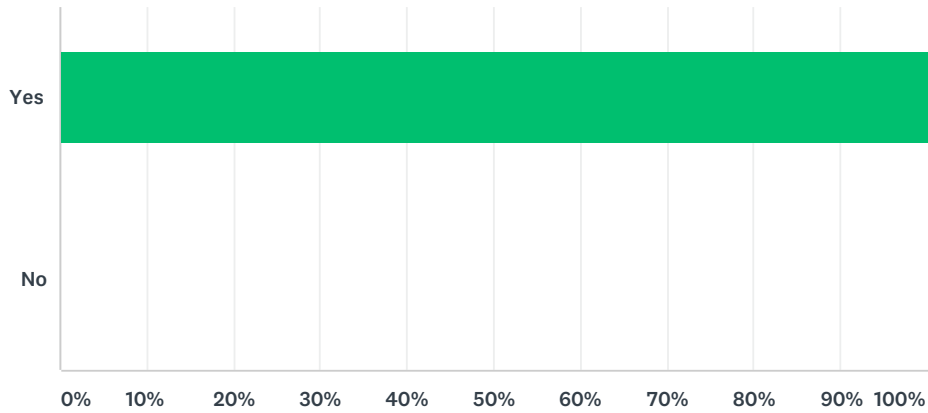
1	(503) 378-2612	7/26/2018 5:41 PM
2	6232367383	7/25/2018 6:19 PM

Boating Safety Dashboards - Feedback Survey

3	9072696042	7/25/2018 1:56 PM
4	4024715579	7/24/2018 3:55 PM
5	573-751-5071	7/19/2018 3:40 PM
6	651-259-5354	7/19/2018 1:57 PM
7	518-486-1897	7/18/2018 12:11 PM
8	7177057861	7/18/2018 10:19 AM
9	614-265-6352	7/18/2018 9:39 AM
10	608-228-9352	7/18/2018 8:41 AM
11	6032272110	7/17/2018 4:36 PM
12	4058509085	7/12/2018 9:36 AM
13	802-878-7111	7/12/2018 8:05 AM
14	(671) 898-3249	7/10/2018 11:54 PM
15	13072336413	7/10/2018 5:55 PM
16	651-259-5057	7/10/2018 3:48 PM
17	512-389-4624	7/10/2018 3:04 PM
18	(804) 921-9147	7/10/2018 2:05 PM
19	9072698704	7/10/2018 1:52 PM
20	5012236379	7/10/2018 1:41 PM
21	770-918-6408	7/10/2018 1:36 PM
22	623-236-7237	6/29/2018 3:25 PM

Q2 Were you able to successfully load and open your state-specific dashboard and navigate through the screens?

Answered: 21 Skipped: 1



ANSWER CHOICES	RESPONSES	
Yes	100.00%	21
No	0.00%	0
TOTAL		21

#	OTHER:	DATE
	There are no responses.	

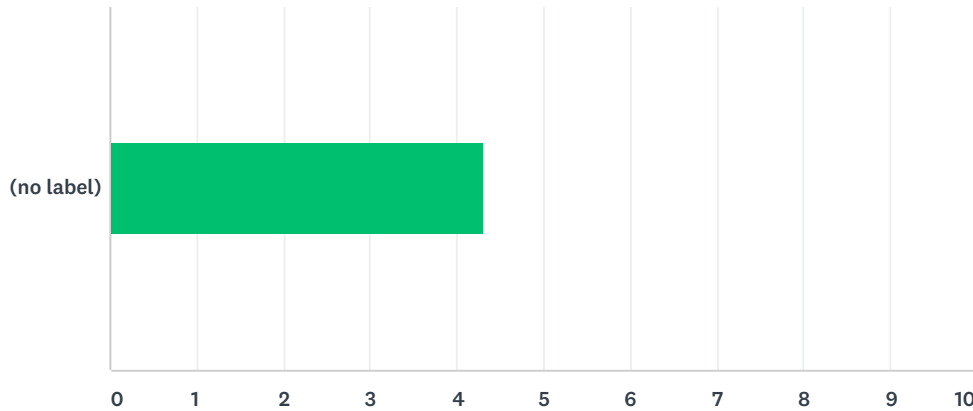
Q3 You indicated you were not able to access the Boating Safety Dashboard screens. Please summarize your efforts regarding this below. Your comments will be useful to troubleshoot configuration issues with our vendor, iDashboards.

Answered: 0 Skipped: 22

#	RESPONSES	DATE
	There are no responses.	

Q4 Using the scale below, select the usability of the Boating Accident Statistics Dashboard Tool.

Answered: 19 Skipped: 3

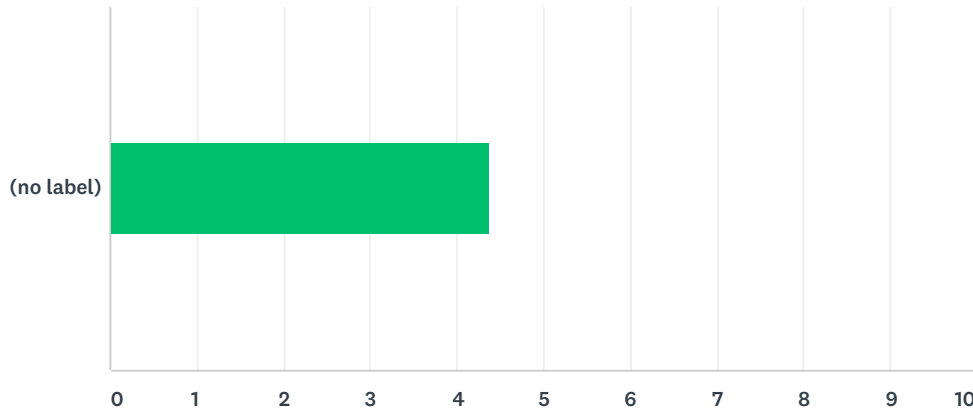


	VERY DIFFICULT TO USE.	DIFFICULT TO USE.	NEITHER DIFFICULT OR EASY TO USE.	EASY TO USE.	VERY EASY TO USE.	TOTAL	WEIGHTED AVERAGE
(no label)	0.00% 0	0.00% 0	5.26% 1	57.89% 11	36.84% 7	19	4.32

#	COMMENTS:	DATE
1	I need to be able to access this easier, I am very familiar with the data, but need to now make it much more accessible. For example, I was able to upload our dashboard on to our website, but cannot drill down to my data. Also, some browsers are not friendly, nor is the mobile experience. Maybe software updates will remedy this situation.	7/25/2018 2:03 PM
2	Love it.	7/10/2018 1:42 PM

Q5 Using the scale below, rate the value of being able to access your state data by using this Boating Accident Statistics Dashboard.

Answered: 19 Skipped: 3

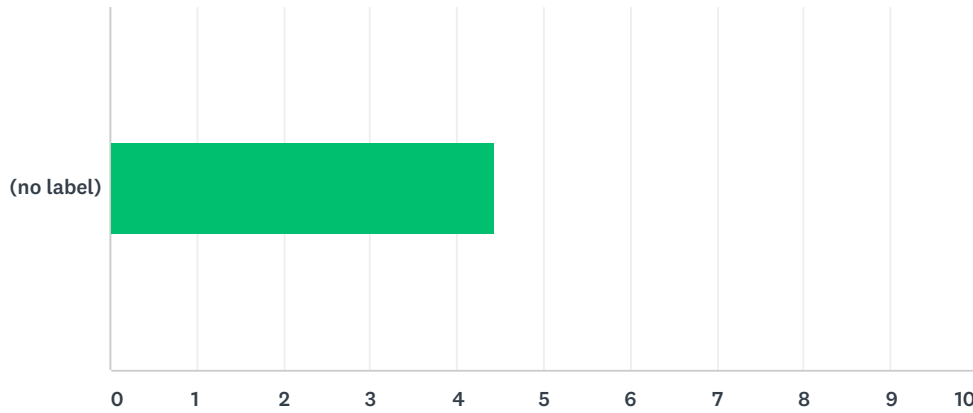


	NOT AT ALL VALUABLE. I HAVE ACCESS TO THIS DATA IN OTHER WAYS.	LIMITED VALUE. I AM NOT SURE WHEN I WOULD USE THIS INFORMATION.	NEUTRAL VALUE.	VALUABLE. I WILL REFERENCE THIS ON OCCASION BUT IT IS NOT VITAL.	HIGHLY VALUABLE. I PLAN TO INCORPORATE USE OF THIS TOOL FOR OUR PROGRAM NEEDS.	TOTAL	WEIGHTED AVERAGE
(no label)	0.00% 0	0.00% 0	5.26% 1	52.63% 10	42.11% 8	19	4.37

#	COMMENTS:	DATE
1	might have more value to the public or to me when specific questions arise	7/25/2018 6:20 PM
2	The problem for Alaska is that we are not on the dropdown, I only see Connecticut, Iowa, Texas and Wisconsin, I thought maybe it was because we have our own license, but Texas does as well, so not sure why Alaska's information isn't part of your state launcher. This is something we can talk about in the future.	7/25/2018 2:03 PM
3	I'm not sure if I missed the option - but being able to print or export the information is very valuable.	7/19/2018 3:19 PM

Q6 Using the scale below, select the usability of the Law Enforcement Statistics Dashboard.

Answered: 18 Skipped: 4

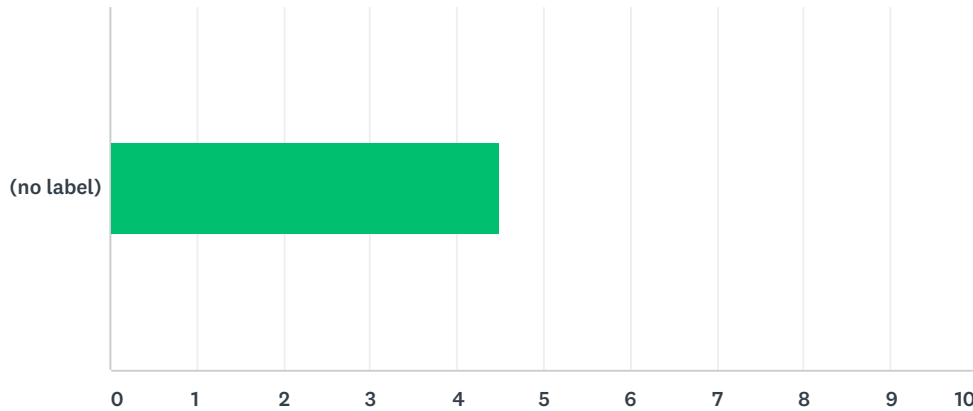


	VERY DIFFICULT TO USE.	DIFFICULT TO USE.	NEITHER DIFFICULT OR EASY TO USE.	EASY TO USE.	VERY EASY TO USE.	TOTAL	WEIGHTED AVERAGE
(no label)	0.00% 0	0.00% 0	0.00% 0	55.56% 10	44.44% 8	18	4.44

#	COMMENTS:	DATE
1	I don't see Alaska's information. I think I am on the wrong website.	7/25/2018 2:04 PM

Q7 Using the scale below, rate the value of being able to access your state data by using this Law Enforcement Statistics Dashboard.

Answered: 18 Skipped: 4

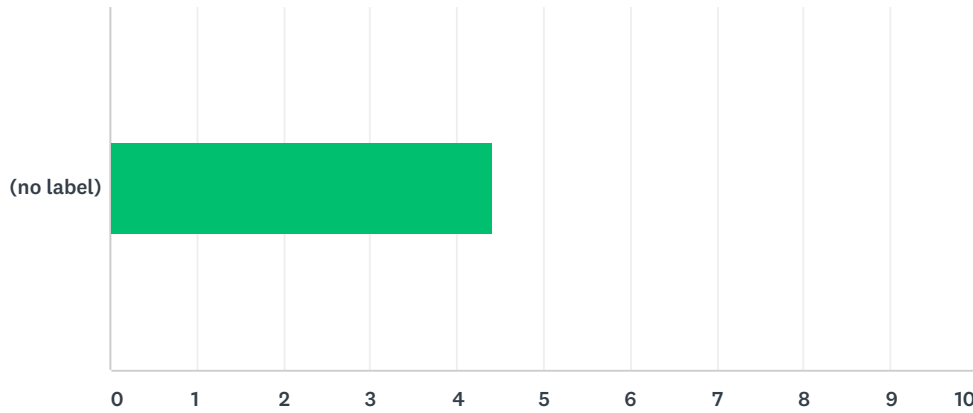


	NOT AT ALL VALUABLE. I HAVE ACCESS TO THIS DATA IN OTHER WAYS.	LIMITED VALUE. I AM NOT SURE WHEN I WOULD USE THIS INFORMATION.	NEUTRAL VALUE.	VALUABLE. I WILL REFERENCE THIS ON OCCASION BUT IT IS NOT VITAL.	HIGHLY VALUABLE. I PLAN TO INCORPORATE USE OF THIS TOOL FOR OUR PROGRAM NEEDS.	TOTAL	WEIGHTED AVERAGE
(no label)	0.00% 0	0.00% 0	0.00% 0	50.00% 9	50.00% 9	18	4.50

#	COMMENTS:	DATE
1	Great information to share with participating counties and to encourage further activity and importance of tracking.	7/19/2018 3:21 PM

Q8 Using the scale below, select the usability of the Education Statistics Dashboard Tool.

Answered: 17 Skipped: 5

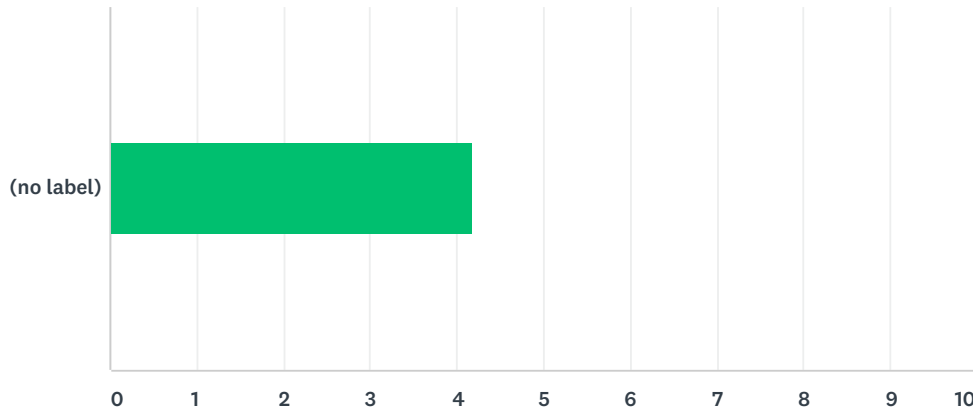


	VERY DIFFICULT TO USE.	DIFFICULT TO USE.	NEITHER DIFFICULT OR EASY TO USE.	EASY TO USE.	VERY EASY TO USE.	TOTAL	WEIGHTED AVERAGE
(no label)	0.00% 0	0.00% 0	0.00% 0	58.82% 10	41.18% 7	17	4.41

#	COMMENTS:	DATE
	There are no responses.	

Q9 Using the scale below, rate the value of being able to access your state data by using this Education Statistics Dashboard.

Answered: 17 Skipped: 5

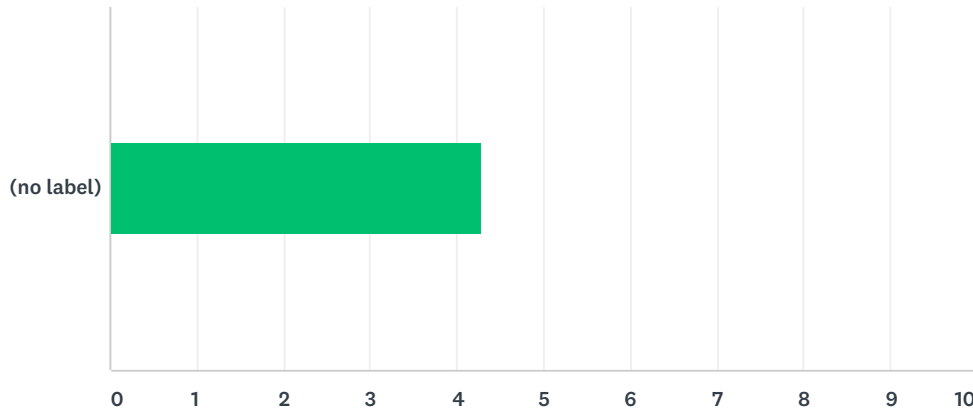


	NOT AT ALL VALUABLE. I HAVE ACCESS TO THIS DATA IN OTHER WAYS.	LIMITED VALUE. I AM NOT SURE WHEN I WOULD USE THIS INFORMATION.	NEUTRAL VALUE.	VALUABLE. I WILL REFERENCE THIS ON OCCASION BUT IT IS NOT VITAL.	HIGHLY VALUABLE. I PLAN TO INCORPORATE USE OF THIS TOOL FOR OUR PROGRAM NEEDS.	TOTAL	WEIGHTED AVERAGE
(no label)	0.00% 0	0.00% 0	11.76% 2	58.82% 10	29.41% 5	17	4.18

#	COMMENTS:	DATE
1	Valuable in order to mold what future safety courses need or if more outreach needs to be done.	7/19/2018 3:26 PM

Q10 Using the scale below, select the usability of the Fiscal Statistics Dashboard Tool.

Answered: 17 Skipped: 5

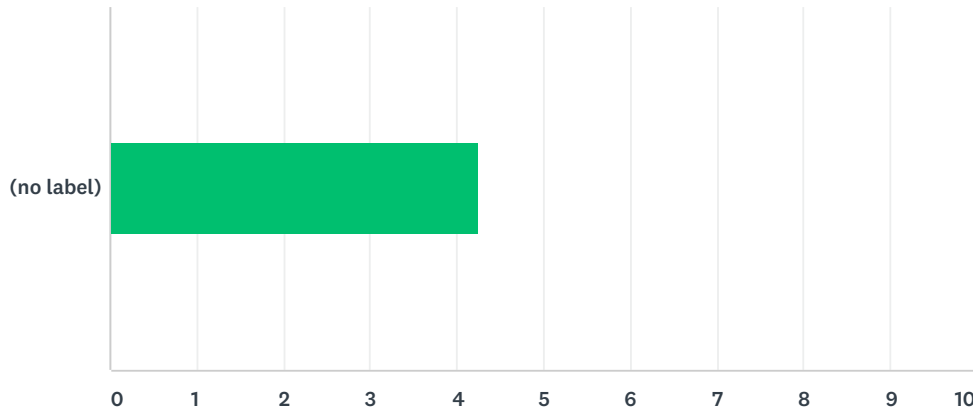


	VERY DIFFICULT TO USE.	DIFFICULT TO USE.	NEITHER DIFFICULT OR EASY TO USE.	EASY TO USE.	VERY EASY TO USE.	TOTAL	WEIGHTED AVERAGE
(no label)	0.00% 0	0.00% 0	11.76% 2	47.06% 8	41.18% 7	17	4.29

#	COMMENTS:	DATE
	There are no responses.	

Q11 Using the scale below, rate the value of being able to access your state data by using this Fiscal Statistics Dashboard.

Answered: 17 Skipped: 5



	NOT AT ALL VALUABLE. I HAVE ACCESS TO THIS DATA IN OTHER WAYS.	LIMITED VALUE. I AM NOT SURE WHEN I WOULD USE THIS INFORMATION.	NEUTRAL VALUE.	VALUABLE. I WILL REFERENCE THIS ON OCCASION BUT IT IS NOT VITAL.	HIGHLY VALUABLE. I PLAN TO INCORPORATE USE OF THIS TOOL FOR OUR PROGRAM NEEDS.	TOTAL	WEIGHTED AVERAGE
(no label)	0.00% 0	0.00% 0	11.76% 2	52.94% 9	35.29% 6	17	4.24

#	COMMENTS:	DATE
1	I don't work with this portion of the program, but feel like we would need much more detail in order to depend on this tracking for what we're required to report.	7/19/2018 3:29 PM

Q12 This project is funded under a grant from the USCG. What additional information would you like to see illustrated in future dashboards for your state?

Answered: 7 Skipped: 15

#	RESPONSES	DATE
1	more information on BARD data...types of incidents, etc	7/25/2018 6:27 PM
2	Nothing I can think of.	7/19/2018 4:03 PM
3	Further details on the accident reports - male/female, age, etc.	7/19/2018 3:37 PM
4	Be able to select a custom group of states for side by side comparisons. Example: neighboring states, regional states, or states of similar populations/vessel registrations.	7/12/2018 9:41 AM
5	It may be worth considering dashboarding ODW data. And if you could get respondents to point to specific lakes where cases were made it may show some interesting data.	7/10/2018 3:14 PM
6	Currently, I don't have anything to add.	7/10/2018 2:07 PM
7	This is great. All info is valuable and easy to access. Would hate to see this get so big, that it becomes cumbersome and hard to get the info you need - i.e. search multiple "pages".	7/10/2018 1:51 PM

Q13 How can we use this statistical tool to develop and share best-practices amongst state programs?

Answered: 6 Skipped: 16

#	RESPONSES	DATE
1	Not sure.	7/19/2018 4:03 PM
2	As the educator position, I would use this for media and campaign planning. The charts a really nice for media requests. Also helpful for the counties to get their own personal breakdown. Having the option to poll or compare selected states could be helpful i.e. how does MN compare to our neighboring states, or how do we compare to other states with similar boating activity?	7/19/2018 3:37 PM
3	Would be nice to split a screen and show multiple states statistics at the same time, for example pull up PA and GA's LE at same time for comparison w/out opening up another page and toggling	7/18/2018 10:22 AM
4	See above.	7/12/2018 9:41 AM
5	Gives a broad view of all states. I didn't look, but can we do cumulative totals for all? A National Report?	7/10/2018 2:07 PM
6	I know we've tried in the past; but a one-stop shop for each states "basic" regulations and registration requirements would be nice. I understand keeping that info current is a huge undertaking.	7/10/2018 1:51 PM

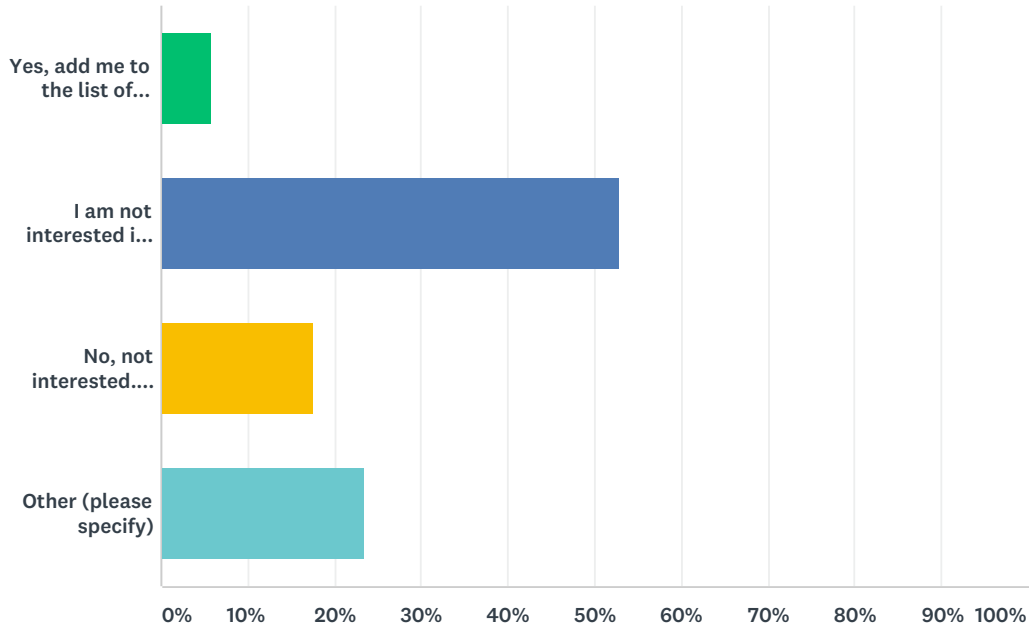
Q14 Do you have any other comments, questions, or concerns?

Answered: 7 Skipped: 15

#	RESPONSES	DATE
1	No.	7/19/2018 4:03 PM
2	Without being able to export the information or graphs the details will likely stay where they are and I'll keep using our state summaries we've been using. THANK YOU for creating this tool - very helpful so far, fingers crossed it can go even further!	7/19/2018 3:37 PM
3	This is a tremendous resource and is serving as a quick reference for several of our key staff members.	7/17/2018 4:46 PM
4	No	7/12/2018 9:41 AM
5	Great Tool! Keep up the great work.	7/10/2018 3:14 PM
6	Great work!	7/10/2018 2:07 PM
7	Congrats to the Dashboard Team that made this project possible!!	7/10/2018 1:51 PM

Q15 Please indicate if you wish to volunteer to participate in the work of the Dashboard Steering committee. Steering Committee work is conducted via teleconference at various times.

Answered: 17 Skipped: 5



ANSWER CHOICES	RESPONSES	
Yes, add me to the list of Steering Committee members to build future Boating Safety Dashboards.	5.88%	1
I am not interested in the Steering Committee, but please add me to the email list for project updates.	52.94%	9
No, not interested. Please remove me from the list for this project.	17.65%	3
Other (please specify)	23.53%	4
TOTAL		17

#	OTHER (PLEASE SPECIFY)	DATE
1	I'm not the BLA, but would be happy to help if my perspective is needed.	7/19/2018 3:38 PM
2	Already involved	7/18/2018 8:43 AM
3	More than happy to help when I can.	7/10/2018 3:14 PM
4	I am already involved at the Exec. Board Level.	7/10/2018 2:07 PM