



LHAT-CHAT Network

The only 24/7/365 networking tool developed exclusively for Historic Theatre Operators is the LHAT-CHAT Network. Members simply login at WWW.LHAT.ORG and have immediate access to colleagues from across North America. Ask a question, get an answer. It's that easy.

Logging into LHAT.ORG website and the LHAT-CHAT Network:

How do I log in to the LHAT website?

From the LHAT website home page, click on the blue icon "LOGIN" located in the top right corner of the screen. Enter your email and password. Most members either set their passwords when they joined online or registered for an event.

PASSWORD

IF YOU HAVE NOT ASSIGNED YOUR OWN PASSWORD - the League assigned a default password for you which is LHAT + your first and last initial in all CAPS (so LHATBS for Bob Smith).

If you don't know your password, try the default password first (must be in all CAPS). If that doesn't work, click the "forgot password link" and you'll be asked to enter your email again so the system can email you a link. When the link arrives, click on it and create a new password. Then repeat the login steps or email Tisha@LHAT.org for help.

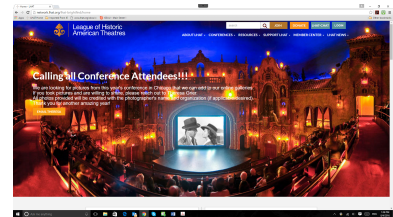
How do I access the LHAT-CHAT Network?

Most members will access the CHAT simply by clicking one of the links in the email they receive from the Network containing member posts. If you want to access the CHAT to post a question, search for information, or upload something to the resource library, go to the LHAT home page and log in. Once you're logged in, the icon will show your profile picture and immediately to the left of that is a link that will take you to the LHAT-CHAT.

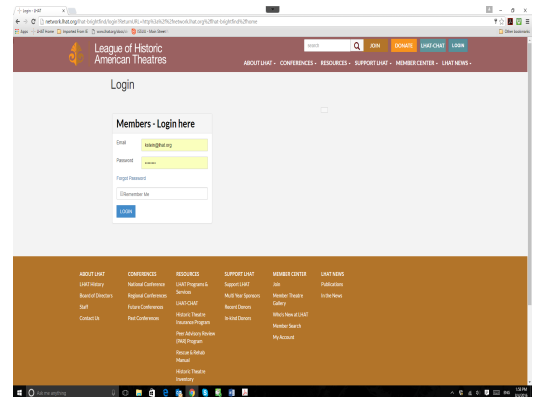
How can I change my LHAT password?

If you're already logged in, click on the drop down arrow to the right of your profile picture/avatar in the upper right corner of the page. Click "PROFILE." Once on the profile page, click the "My Account" tab and select the "Change Password" option. You will have to enter your existing password first, then your new password twice.

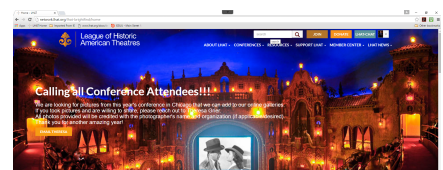
1. To start a conversation simply go to www.LHAT.org



2. Click on Blue Member Login Button



3. Enter Email and Password (see instructions in red to left)



4. Click on LHAT-CHAT at top right corner and you are there! Start a thread or research past threads. Update your profile.