U.S. DEPARTMENT OF WAR
SciTechCONNECT

Updated 10.30.26



SciTechCONNECT[IQ]

USER GUIDE *& FAQS.*

Exploring DoW funding opportunities and potential partners with SciTechIQ.

00 // WELCOME

SCITECHCONNECT[IQ].

What SciTechIQ Does

SciTechCONNECT[IQ] (SciTechIQ) is SciTechCONNECT's custom-tailored software for exploring DoW funding opportunities, identifying potential partners, and understanding how your capabilities may fit within the Department of War science and technology ecosystem.

This guide is for innovators and institutions, including businesses, nonprofit organizations, research organizations, colleges, and universities. Use it to get started, run a focused search, and decide what to review next.

In This Guide

01 User Guide

02 Find Opportunities and Potential Partners

03 Use Documents and Review Your Results

04 Frequently Asked Questions

05 FAQs About Results

06 FAQs About Data and Support

01 // SCITECHIQ USER GUIDE

USER GUIDE.

Requesting Access

1. All SciTechCONNECT members can request their free SciTechIQ account through the SciTechIQ page on the SciTechCONNECT website: www.scitechconnect.us/scitechconnect-iq
2. Once signed in, click **"Request Access"** on the SciTechIQ page and complete the form.
3. You will receive sign-in instructions from **noreply@collaboration.ai** within 1–3 business days of your request (check your spam folder if you don't see it). Access only needs to be requested once.

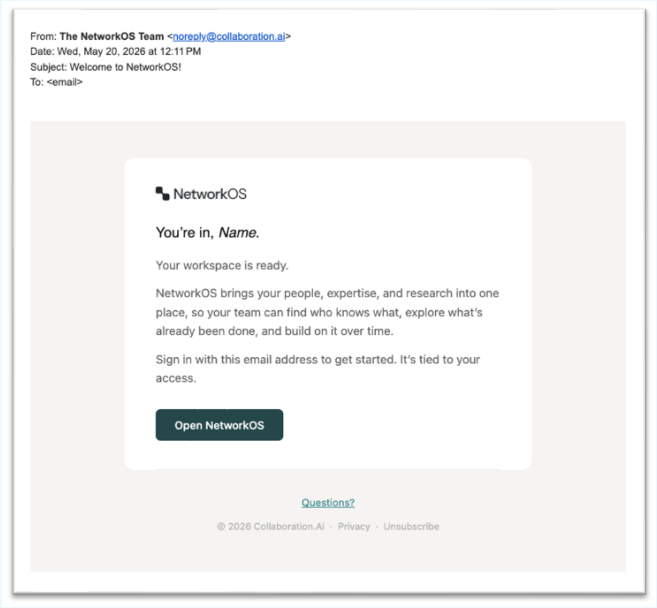

FIGURE 1 // Example of SciTechCONNECT^{IQ} Sign-Up Email

Getting Started

1. Open SciTechIQ through the SciTechCONNECT portal and follow the access and sign-in instructions provided there.
2. Go to the **Terminal**, the chat area where you enter requests and upload documents.

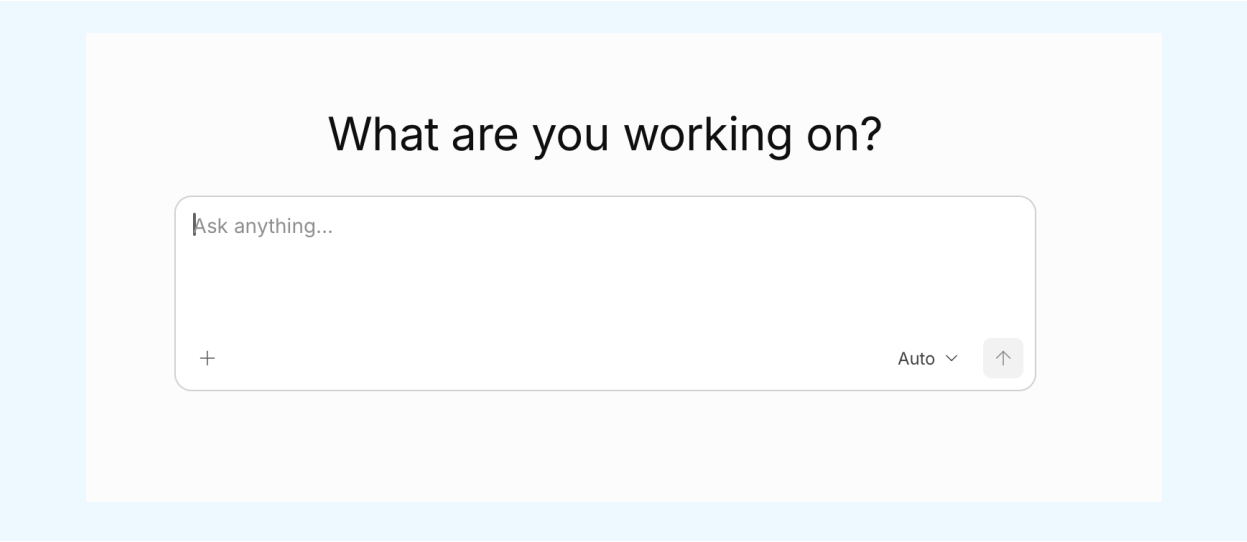

FIGURE 2 // SciTechCONNECT[IQ] Chat Terminal

3. Describe your organization or idea, the capability you want to explore, and the result you need. Include details that could affect eligibility, such as organization type and location.

   For suggested prompts, see **"Find Opportunities and Potential Partners"** below.

4. Review the response and ask a follow-up question(s) to narrow the results or request supporting sources.

Choosing the Right Tool

There are two custom-built agents for SciTechIQ. When you enter a prompt, the system will automatically determine the most appropriate agent. Descriptions of each are included below:

Funding Opportunity Match	Organization Capability Match
Utilizes your prompt input to match your capabilities against open solicitations, SBIR/STTR topics, and grants — verifying eligibility and scoring confidence, so effort goes only toward opportunities most worth pursuing.	Starting from an opportunity, topic or technology area in your prompt, finds organizations with relevant or complementary capabilities – ranked as strong, good, or moderate matches.

The following capabilities are native to the software:

Research	Document Intelligence
Conduct market research, delve into a topic background, or understanding a funding area using web sources.*	Upload a document and ask questions about its contents.

* Internet searches occur only when the Research agent is explicitly called. Otherwise, the software uses only the data packs provided.

Know Your Workspace

Your workspace includes six areas:

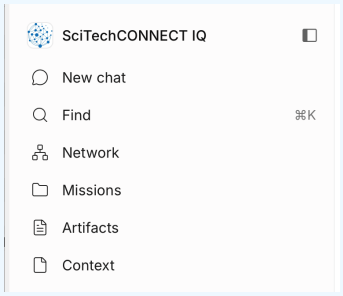

FIGURE 3 // SciTechCONNECT[IQ] Workspace Areas

New Chat

Start a new conversation to ask a question or make a request.

Find

Search for an organization in the SciTechIQ records.

Network

Browse the full list of organizations in SciTechIQ that you can view.

Missions

Shared project spaces for a single thread of work. Each Mission keeps its own Files and Artifacts together, so outputs for that effort don't get scattered across conversations.

Artifacts

View the reports and summaries saved from the environment. Saved Artifacts are visible to everyone.

Context

View the documents and opportunities that inform your searches. SciTechCONNECT staff add documents and opportunities for all users. You can also add your own documents, which apply only to your Context and don't change anyone else's.

A Dive into Missions

A Mission is a shared space for one thread of work, like a project folder. It gives a specific effort its own home for the reports, summaries and files that belong to it.

Each Mission contains:

- **Artifacts** – saved reports, summaries and other outputs for that thread of work.
- **Files** – documents relevant to that thread of work.

Missions are a filtered view of your workspace, not a separate storage. Organization records always live at the workspace level, whichever Mission you're working in.

> **FINDING AND USING MISSIONS**
>
> Select **Missions** in the main navigation to see a card for each Mission, with its name and description. Open one to see its Artifacts and Files on a single page. To reorganize, select one or more items and use the page header controls to move them to another Mission or back to the workspace level. Moving never deletes anything.

A Dive into Artifacts

An Artifact is a piece of saved work, such as a research report or summary, that was generated in NetworkOS and saved rather than left in a conversation. Once saved, it becomes part of the shared knowledge in your workspace and can inform later answers.

Artifacts vs. Files: A File is something you upload as context. An Artifact is something NetworkOS produces for you. Files you upload can serve as sources for an Artifact.

What's in an Artifact: Most Artifacts are reports. A report can include a table of organizations that links to the matching records in SciTechIQ. Each Artifact lists the sources it drew on.

Visibility: Once saved, an Artifact is visible to everyone. This is true whether it sits at the workspace level or inside a Mission, so save only what you're comfortable sharing.

Organizing: A Mission is a way to group related Artifacts. To move an Artifact into or out of a Mission, select it and use the controls in the page header. Moving never deletes it, and it still appears in your full Artifacts list.

Finding Artifacts: Select Artifacts in the main navigation to see everything saved, including items filed in Missions. Open a Mission to see only what's grouped there.

02 // SCITECHIQ USER GUIDE

FIND OPPORTUNITIES AND POTENTIAL PARTNERS.

Find Funding Opportunities

Use **Funding Opportunity Match** to explore opportunities related to a capability statement, technical description, organization profile, or topic. Give the tool enough context to distinguish a relevant technical match from an opportunity your organization may be eligible to pursue.

> **TRY THIS PROMPT**
>
> *Find open DoW funding opportunities for [organization name], a [type of organization] in [location]. We develop [technology or capability] for [use or mission]. For each result, include the source link, deadline, eligibility requirements, and reason for the match. Flag missing or uncertain information.*

If you upload a document, make the connection explicit:

> **TRY THIS PROMPT**
>
> *Find opportunities related to the capabilities described in the uploaded statement. Explain which capabilities align with each opportunity and which eligibility details still need to be checked.*

You can narrow the search with a follow-up request(s), such as *"Focus on opportunities for small businesses"* or *"Which of these support early-stage technology development?"*

> **NOTE**
>
> If a specific agent is not identified, the software will automatically determine which workflow best fits the prompt.

Identify Potential Partners

Use **Organization Capability Match** to identify organizations that could complement your capabilities or fit a particular opportunity. Specify what you bring and what you need from a partner.

> **TRY THIS PROMPT**
>
> *Find potential partners for [organization name] on [opportunity or topic]. We bring [capabilities] and need a partner with [expertise, facilities, or experience]. Explain the fit and include public sources supporting each suggestion.*

If you have a specific solicitation, upload it or provide its title and source link. Ask the tool to connect each suggested partner's capabilities to the requirements.

Make the Results Useful

- Ask why each opportunity or organization was suggested.
- Request the original source and the date of the information, when available.
- Ask the tool to identify gaps instead of assuming facts about your organization.
- Refine the search with a capability, mission application, location, or organization type.

> **KEEP IN MIND**
>
> A suggested partner is a candidate to review. Confirm its current capabilities, availability, and interest directly before planning a team or proposal.

03 // SCITECHIQ USER GUIDE

USE DOCUMENTS AND REVIEW YOUR RESULTS.

Analyze an Uploaded Document

Upload a capability statement, technical overview, research paper, solicitation, proposal, or grant summary to the Terminal. Then ask a specific question about it. Use only content permitted by the portal's approved use policies.

> **TRY THESE PROMPTS**
>
> *Summarize the capabilities in this document in plain language. Identify potential DoW applications and flag any claims that need more supporting evidence.*
>
> *From this solicitation, list the eligibility requirements, deadline, required submission materials, and agency contact. Cite the relevant sections and flag anything unclear.*
>
> *Does this capability statement clearly explain what we can deliver? Suggest edits that would help a government audience understand the technology and its potential uses.*

Research a Topic or Funding Area

Select **/research** when you need background before running a match, or want to understand a topic or an organization in more detail.

> **TRY THIS PROMPT**
>
> */research Explain current DoW interest in [technology area]. Identify relevant public funding notices and recent federal awards, with source links and dates. Separate open opportunities from historical awards.*

A Practical Workflow

01 Upload a current capability statement or describe your technology in the Terminal.

02	Ask Document Intelligence to summarize your capabilities and identify missing details.
03	Run **/funding-opportunity-match** using that context.
04	Open the original notices to verify eligibility, deadlines, requirements, and submission instructions.
05	Run **/organization-capability-match** if you need complementary expertise or facilities.
06	Save useful results in your workspace where available, and record the source links and dates for your own follow-up.

Before You Act on a Result

Check the original notice for amendments and current requirements. Confirm that your organization qualifies, that the technical scope fits, and that you can meet the submission requirements. Historical award information can help you understand an agency's interests, but it is not an open funding opportunity.

> **IMPORTANT**
>
> SciTechIQ supports discovery and analysis. Applications and proposals must be submitted through the channel specified in the official opportunity.

04 // SCITECHIQ FAQS

FREQUENTLY ASKED QUESTIONS.

What is SciTechCONNECT^{IQ}?

SciTechCONNECT^{IQ} (SciTechIQ) is a tool within the SciTechCONNECT portal that helps you explore funding opportunities, identify potential partners, research topics, and analyze documents. It uses the information you provide and available source data to suggest results for you to review.

Who is it for?

SciTechIQ is intended for innovators and institutions exploring the DoW science and technology ecosystem. That includes businesses, nonprofit and research organizations, colleges, and universities. Describe the technology, expertise, or capability you bring and the opportunities you want to explore.

Do I need previous DoW funding experience?

No. You can start by describing your capabilities or ideas, even if you do not have a prior award to reference. Include your organization type, location, and stage of development so the search has useful context. Eligibility is determined by each opportunity's requirements.

How do I get access?

Start at the SciTechIQ page on the SciTechCONNECT website and follow the access instructions provided there. Use the portal's support or feedback option if you cannot find the access instructions, sign in, or reach your workspace.

What should I include in a request?

State what you want to find, what your organization does, and why the capability matters. Add relevant details such as organization type, location, technical area, stage of development, and the expertise you need from a partner. A current capability statement or technical overview can provide additional context.

What is an agent and how do I use one?

An agent is a tool that performs a specific task, such as matching capabilities to funding opportunities. When you run a prompt in the Terminal, SciTechIQ automatically determines the most appropriate agent, but you may also type **"/"** to select a specific agent. For document analysis, upload the file and ask your question without selecting a separate agent.

How long does a request take?

Simple requests may return within seconds. Searches across several sources or more involved matching tasks may take a few minutes or longer, depending on the scope. If a request appears stuck or returns an error, report it through the portal's support or feedback option.

05 // SCITECHIQ FAQS

FAQS ABOUT RESULTS.

How does SciTechIQ find matches?

SciTechIQ compares your request, uploaded content, or available organization profile with opportunity and organization data. Funding matches consider the capabilities you describe and available opportunity requirements. Partner matches consider relevant capabilities, profiles, and award history where available.

Which data sources does it use?

The software uses only the curated data packs provided, which may include SAM.gov procurement notices and organization records, Grants.gov funding notices, USAspending.gov award data, and Small Business Innovation Research (SBIR) and Small Business Technology Transfer (STTR) opportunity and award information. New data packs are being added, but funding opportunities are currently limited to federal sources.

The sources used depend on the task and available data. Ask for source links so you can review the evidence behind a result. Internet searches occur only when the Research agent is explicitly called.

Does a match mean (I/My Program) are eligible or likely to win?

No. A match indicates a possible fit based on the information you provided and the data available in NetworkOS. It is not a determination of eligibility, an endorsement, or a funding commitment from the DoW. Confirm eligibility and requirements in the original notice before investing time in a submission.

What do partner rankings mean?

Labels such as strong, good, or moderate describe the tool's assessment of fit based on available evidence. They do not confirm an organization's availability or willingness to partner. Review the supporting sources and contact the organization to discuss its current capabilities and interests.

Are all results current?

Source updates occur on different schedules, and some results may reflect older profiles or award records. An award record describes past activity; it does not establish that an opportunity is open today. Check the original source for current status, deadlines, and amendments. If you have additional questions about when a particular data pack was refreshed, email scitechconnect@theari.us.

What if the results are too broad or do not fit?

Add more details about your technology, intended use, organization type, or eligibility constraints. Ask the tool to explain why each result was included and to flag missing information. If a result is inaccurate, share the example and an authoritative source through the portal's support or feedback option.

Can I submit a proposal or apply for funding through SciTechIQ?

No. The two official sites to apply for competitive funding are through Grants.gov or Sam.gov.

SciTechIQ's purpose is strictly to identify and review opportunities and prepare your next steps. Follow the official notice's instructions for submitting an application or proposal through the designated channel.

06 // SCITECHIQ FAQS

FAQS ABOUT DATA AND SUPPORT.

What information does SciTechIQ use about me or my organization?

Depending on the task, SciTechIQ may use public source data, information available in your organization's profile, and content you enter or upload. A current description of your capabilities can help reduce reliance on incomplete or outdated profile information.

What can I upload into SciTechIQ?

You can upload documents that help SciTechIQ understand your work and find relevant opportunities and partners, such as capability statements, technical descriptions, research papers, solicitations, proposals and grant summaries.

> **DO NOT UPLOAD**
>
> Sensitive, proprietary, export-controlled, classified or otherwise restricted information unless the portal's approved use policy expressly permits it. If you're unsure, check the policy first.

Will my uploads or requests be public?

Entering information or uploading a document does not make it public. Who can see it, how long it is kept and how it is protected are governed by the portal's privacy, security and acceptable-use policies. Review those policies before uploading content. If you have questions about a specific type of information, email scitechconnect@theari.us.

Can I view other organizations or manage accounts?

You can view the organizations that are available to review in Network. You can't open records for other organizations or manage accounts. Network shows only a select set of organizations, and account management is handled by SciTechCONNECT staff. If you need access to a record or help with your account, contact scitechconnect@theari.us.

How do I correct my organization's information?

Email scitechconnect@theari.us. Identify your organization, describe the correction and include an authoritative public source if you have one. Corrections may be reviewed before the profile or underlying record is updated.

How do I ask a question or report a problem?

Email scitechconnect@theari.us. Describe what you were trying to do, which area or tool you used and what happened. Include the prompt you entered, any error message and a screenshot if it helps. Remove any sensitive information first. You can also check the SciTechIQ page on the SciTechCONNECT site for guidance, FAQs, and updates.

Can I suggest a feature?

Yes. Submit your idea through the Feedback Survey, also linked from the SciTechIQ page. Describe the task you want to complete and how a change would help. Suggestions inform future improvements, but submitting one does not guarantee a feature will be added.

U.S. DEPARTMENT OF WAR
SciTechCONNECT

Questions about SciTechIQ?

Email scitechconnect@theari.us • www.scitechconnect.us/scitechconnect-iq