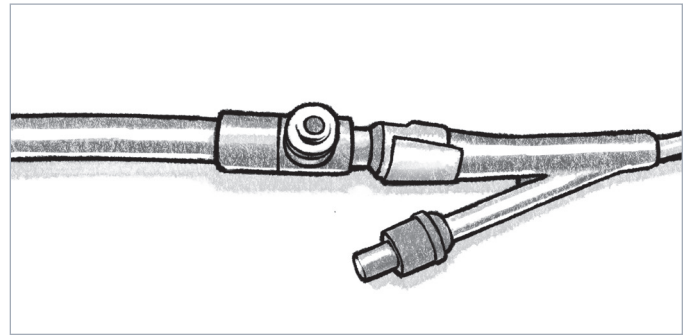


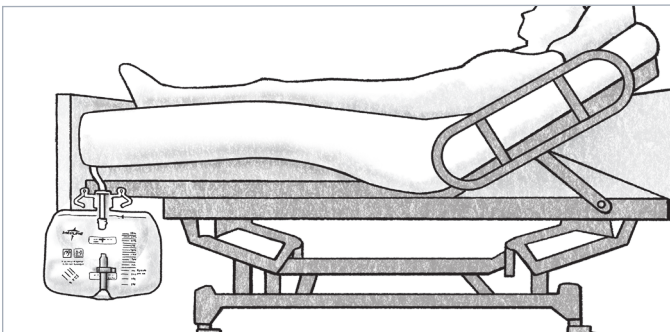
Urinary catheter maintenance best practices



1. Use standard precautions, including gloves, when manipulating catheter or collection system



2. Maintain a closed drainage system

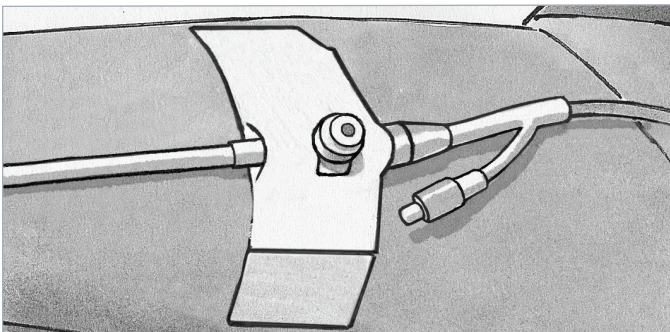


3. Facilitate proper urinary drainage

- Position bag below bladder
- Minimize loops and kinking in tubing



4. Perform routine perineal and catheter cleansing per facility protocol



5. Maintain indwelling urinary catheter securement with proper site rotation

▲ PRACTICE ALERT

Facilitating urine drainage: To facilitate proper drainage, allow air flow in the closed system. Introduce air by opening the drain on the bag (when empty) and separating the sides of the bag. If using a urine meter, open the blue drainage spout and tilt urine meter back so that it is perpendicular to the bag.