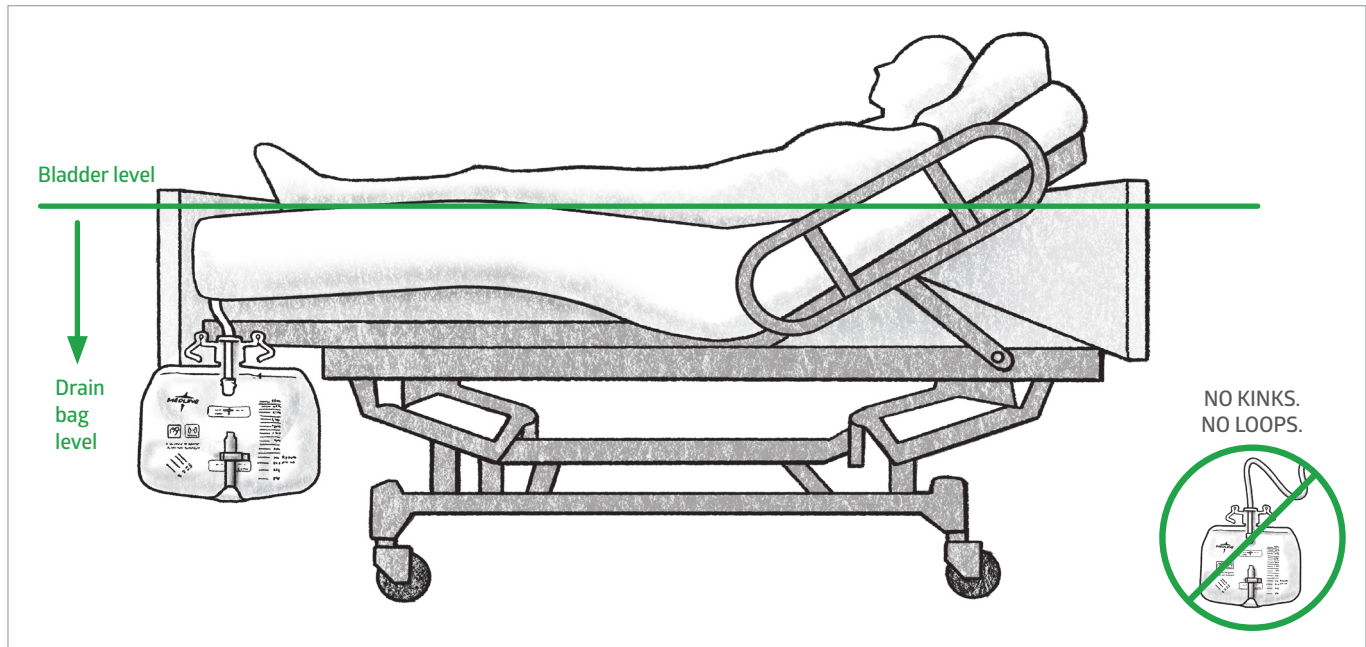


Proper techniques and
best practice guidance

Drain bag placement

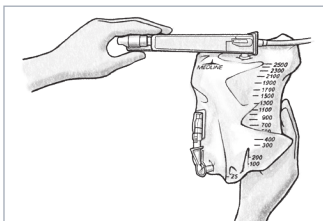


Urinary drain bag placement

- Always position drain bag below the level of the bladder
- Position urinary drain bag upright
- Secure at the foot of the bed
- Never place the drain bag on the floor

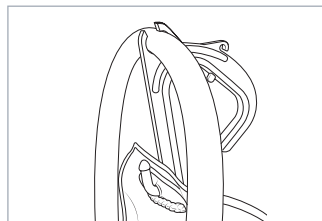
Drain bag tubing arrangement

- Avoid kinks or dependent loop
- Create a straight and continuous downward slope towards the bag
- Place over the patient's leg – especially with obese patients
- Secure to the sheet with clip



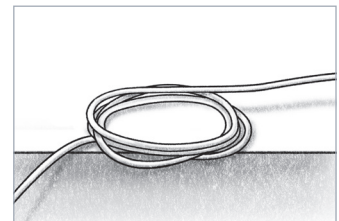
▲ PRACTICE ALERT

When emptying a urine meter, hold the spine and lift the meter.



▲ PRACTICE ALERT

Engaging the patented kickstand facilitates tubing at a 90 degree angle to improve drainage.



▲ PRACTICE ALERT

Excess tubing can be coiled as long as it doesn't fall below the level of the bag or form dependent loops or kinks.