

# Enhancing Collaboration Between Historically Black Colleges and Universities and Primarily White Institutions

**Andrea N. E. Lloyd**  
**Denis O. Gray**  
**Psychology in the Public Interest**  
**North Carolina State University**

# Problem Statement

The number of partnerships between HBCUs and PWIs appear to be increasing dramatically but we know little about how well they are working and what affects satisfaction and “success”.

- Anecdotal evidence suggests there may be serious strains

- **Conflicts over funding, equity, competence, goals, trust**  
*I just would never have anything to do with that administration again.* –PWI PI

*“There are strengths at (the HBCU). (Faculty at the HBCU) have complementary interests.*

*So there are natural reasons for having this to happen.”* –PWI PI

# Literature Review

---

- Study X
  - xxx
  - xx
- Study Y
  - xxx
- Conclusion:
  - There is virtually no empirical literature on these partnerships

# Goal & Objectives of Research

---

- Goal: to better understand HBCU-PWI partnerships
- Objectives:
  1. To describe HBCU-PWI partnerships according to their structural and procedural characteristics
  2. To make comparisons among HBCUs and PWIs in HBCU-PWI partnerships and **PWIs in PWI-PWI** partnerships on structural, process and outcome variables
  3. To determine which factors predict PI satisfaction and perceptions of partnership success

# Research Methodology

## Data Sources:

- » Websites giving basic university information (classification, location, distance between universities, etc.)
- » Interview-based Survey Instrument
  - » Forced-choice items
  - » Open-ended items

## Analyses:

- » Factor analysis to produce scales (Seven scales)
- » Comparative and predictive statistics ( $p=.10$ )
- » Qualitative Analysis

# Research Methodology:

## *Sampling frame*

Goal: to better understand HBCU-PWI partnerships

	HBCU-PWI	PWI-PWI
PI Respondent	HBCU (n=8)	
	PWI (n=8)	PWI2 (n=10)

# Research Methodology:

## *Scaled Measures*

- To what extent did your institution make arrangements for you to work on this project?

Measure	Total Variance Explained	Cronbach's alpha
University Resources	73.36%	.88
Planning Decision-Making	83.95%	.93
Operational Decision-Making	52.95%	.81
Partner Equality	39.23%	.83
Partner Capability	23.82%	.49
Satisfaction with Partnership Processes	48.39%	.78
Resource Access Achievement	70.79%	.59

# Objective 1 – Partnership Descriptions: *Structural Characteristics*

	<b>HBCUs</b> (n=8)	<b>PWIs</b> (n=8)	<b>PWI2s</b> (n=10)
<b>Mean number of partners</b>	4.00	4.63	5.00
<b>Mean % of funding allotted to university</b>	45.31	51.13 <sup>a</sup>	24.90 <sup>a</sup>
<b>Number of involved faculty</b> <i>M (SD)</i>	9.63 (8.63) <sup>a b</sup>	2.88 (1.96) <sup>a</sup>	3.10 (2.96) <sup>b</sup>
<b>Number of involved students across all universities</b> <i>M (SD)</i>	55.75 (64.76) <sup>a</sup>	21.37 (40.36)	7.50 (5.10) <sup>a</sup>
<b>% of African American PI respondents</b>	50	0	0

<sup>a</sup>  $p < .10$

<sup>b</sup>  $p < .05$



# Objective 1 – Partnership Descriptors: *Partnership Goals*

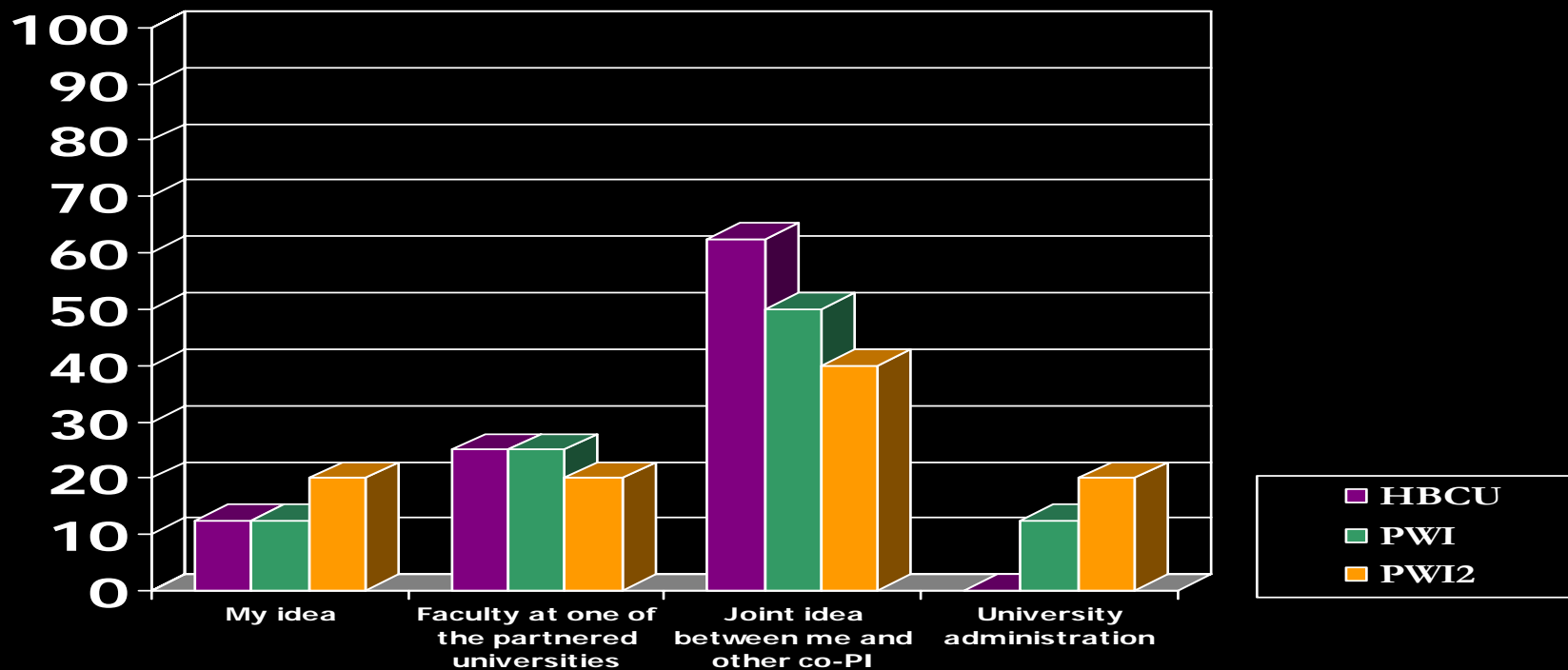
	<b>HBCUs</b> (n=8)	<b>PWIs</b> (n=8)	<b>PWI2s</b> (n=10)
<b>Research training of undergraduate and graduate students</b>	4.20 (1.04) <sup>a</sup>	4.25 (1.16) <sup>b</sup>	3.00 (0.94) <sup>a b</sup>
<b>The development of curriculum</b>	3.63 (1.30) <sup>a</sup>	2.88 (1.55) <sup>b</sup>	1.20 (0.63) <sup>a b</sup>
<b>The research training or education of underrepresented groups</b>	4.50 (0.76) <sup>a</sup>	4.13 (1.36) <sup>b</sup>	2.00 (1.56) <sup>a b</sup>

<sup>a</sup> significant differences lie between the HBCU PI and PWI2 groups ( $p < .01$ ).

<sup>b</sup> significant differences lie between the PWI PI and PWI2 groups ( $p < .01$ ).

# Objective 2 – Comparisons: *Partnership Initiation*

*“It makes sense to partner. It's a economic use of resources and the other universities have strengths and resources that I don't have here. And it's a learning experience to learn from other more developed institutions.”* –HBCU PI



# Objective 2 - Comparisons: *University Support for Research*

*“Workload, lack of support staff at my institution.*

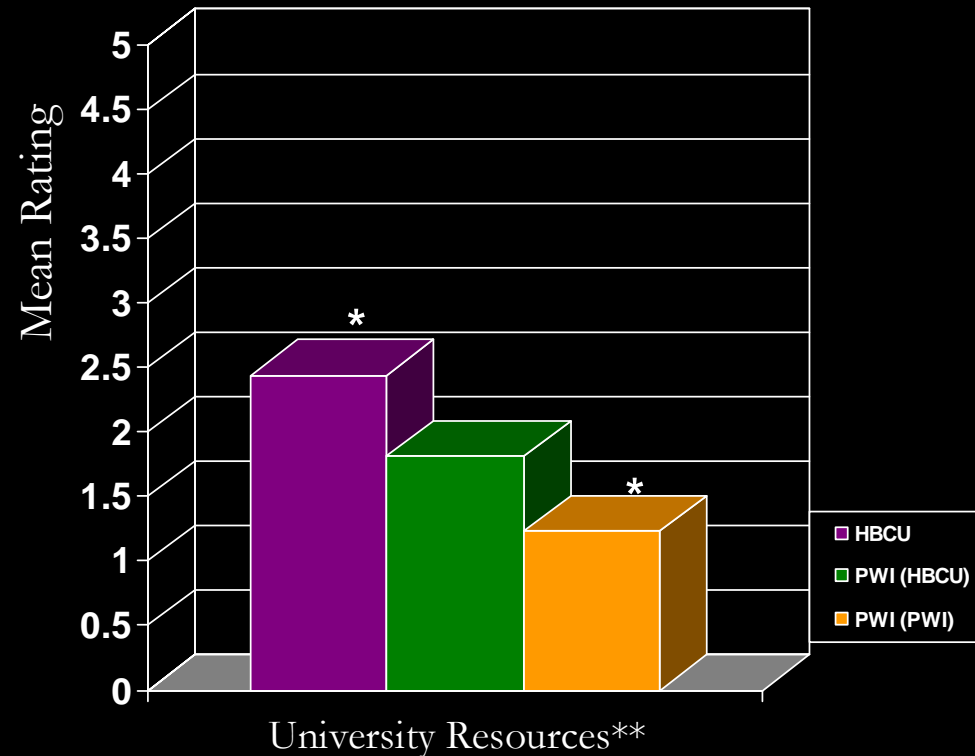
*They do not have such a problem at (the PWI).” –HBCU PI*

To what extent did your institution make the following arrangements for you to work on this project?

- a) Reduction in my course load
- b) Increased technology to support my university’s contribution to the project
- c) Increased administrative assistance
- d) Funding for partnership project related travel
- e) Release time

Scale = *XXXXX*

## ***UNIVERSITY RESOURCES***

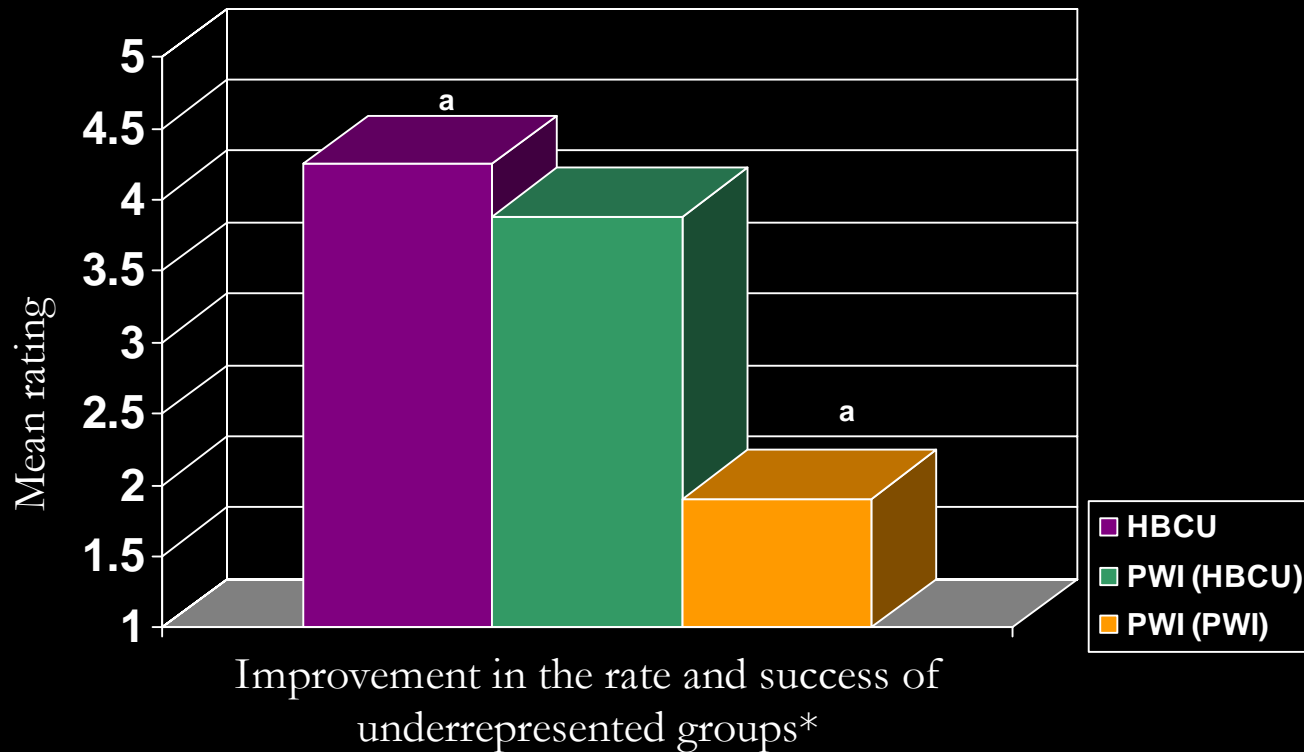


\*\*( $p < .05$ )

\*( $p < .01$ )

# Objective 2 - Comparisons: *Partnerships' link to University Goals*

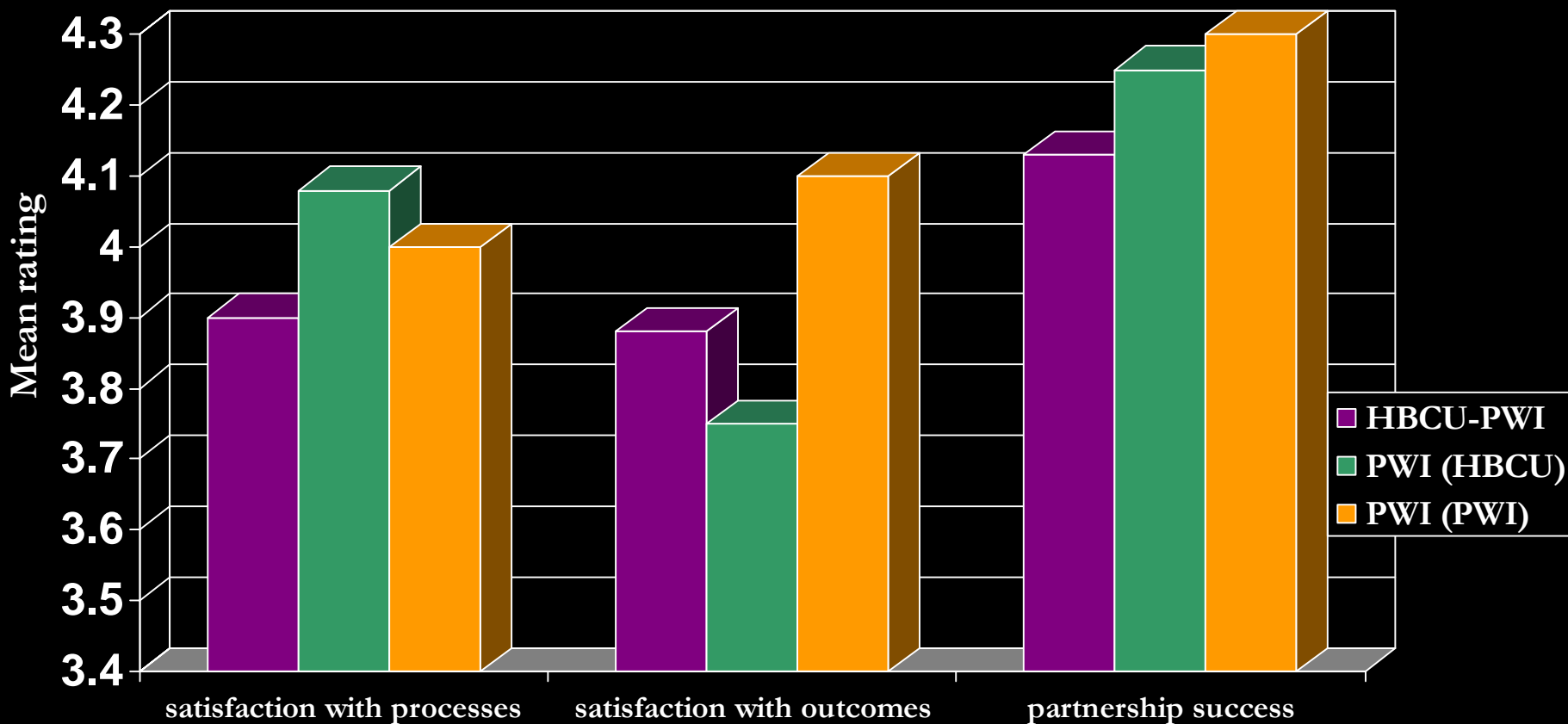
*“(at this HBCU), we are limited in our ability to offer PhDs programs. If we are going to make a difference, then we have got to get our master's students in the sciences and technology into PhD programs and to do that, I've got to partner.” –HBCU Research PI*



\*  $p < .10$

<sup>a</sup> significant differences lie between the HBCU and PWI (PWI) groups ( $p < .10$ )

# Objective 2 - Comparisons: *Satisfaction and Success*



# Objective 3 – Outcome Predictors

PREDICTOR VARIABLES	OUTCOME VARIABLES		
	Satisfaction with Processes (B)	Willingness to Participate Again (B)	Partnership Success (B)
Knew partner before partnership	0.395**		
Face-to-face communication within university	-0.264*		
Met at my university		0.409**	
Altered meeting places among partner universities			0.23*
Number of partners			0.491****
Partner Equality	0.461***		
Partner Performance		0.381**	0.274**
Satisfaction with Processes	-----		0.516****
US Citizenship	-0.296*		

\*p<.10  
 \*\* p<.05  
 \*\*\*p< .01  
 \*\*\*\*p<.001

# Qualitative Outcomes: *Partnership Nature and Goals*

## NATURE AND GOALS OF THE PARTNERSHIP

<b>Theme</b>	<b>HBCU (n=8)</b>	<b>PWI (n=8)</b>	<b>PWI2 (n=10)</b>
Educational Pipeline	62.5	50.0	10.0
Infrastructure development	50.0	12.5	0

# Qualitative Outcomes: *Resources as a Theme*

## RESOURCE ACCESS, ALIGNMENT & INADEQUACIES

Partnership Aspect	Theme	HBCU (n=8)	PWI (n=8)	PWI2 (n=10)
Implementation Planning	Resource Alignment	62.5	50.0	60.0
Project Implementation Process	Resource Alignment	50.0	62.5	20.0
Reasons for Willingness to Partner Again	Access to Resources	62.5	57.1 (n=7)	50.0
Reasons Against Willingness to Partner Again	Lack of Adequate Resources	100.0 (n=3)	100.0 (n=2)	33.3 (n=3)
Partnership Facilitators	Access to Resources	25.0	12.5	10.0
Partnership Obstacles	Lack of Resources	25.0	37.5	50.0
Benefits of Partnering	Access to Resources	12.5	12.5	50.0



# Conclusions

## What data suggest about HBCU-PWI partnerships:

First multi-site quantitative study of HBCU-PWI but small sample convenience sample dictates caution

- More complicated than dyadic partnerships: multiple partners
- They seem to be working, especially with respect to helping underrepresented groups
- Funding allocation appears to be approaching parity
  - » Given resource disparities is parity enough
- More partnerships were generated by joint rather than sole ideas: debunks the top-down myth
- Overall, PIs report being satisfied with partnerships and consider their partnerships successful
- Outcome predictors
  - » Knowing partner
  - » Where meetings are held (my site; rotating)
  - » Partner performance\*
  - » Satisfaction with partnership process

Qualitative data show that HBCU-PWI partnerships focus more on

# *Acknowledgement*

---

- Standard statement