

# Manage Your Privacy Settings

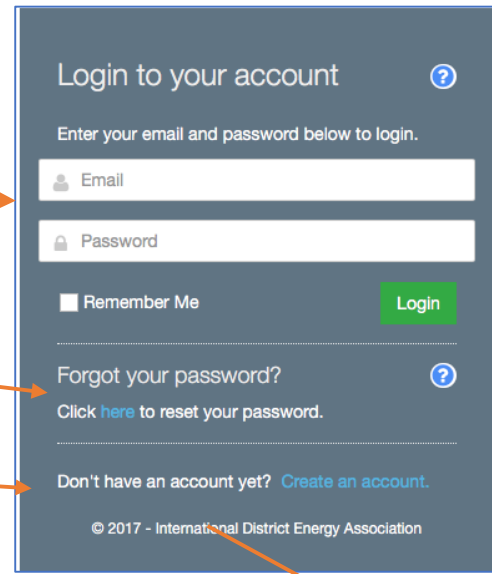
## Manage Your IDEACONNECT Privacy Settings

1. Click “Sign In” in the top-right corner of [www.districtenergy.org](http://www.districtenergy.org) and enter your account login credentials. Please use your work email (for professional networking purposes).

- a. Enter your **login credentials** (using your work email)

- b. If you don’t remember your credentials, you may “**reset your password.**”

- c. If you don’t already have an account, you may **create an account** here.



Login to your account ?

Enter your email and password below to login.

Email

Password

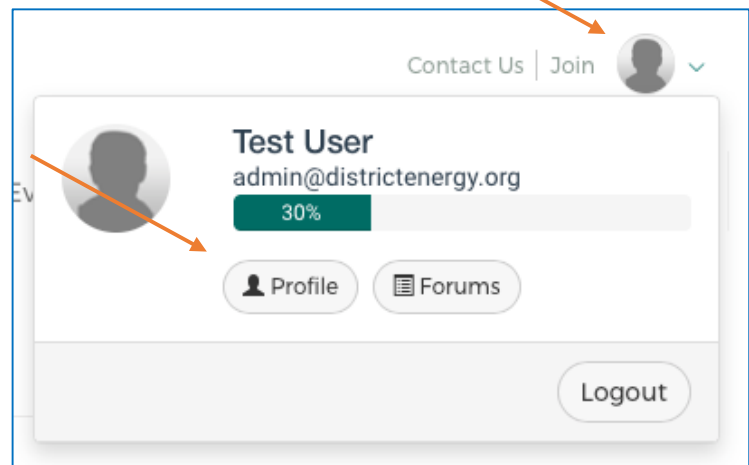
Remember Me Login


Forgot your password? ?  
Click [here](#) to reset your password.


Don't have an account yet? [Create an account.](#)

© 2017 - International District Energy Association

2. Navigate to your **profile** page by clicking your profile photo in the top-right corner of IDEA’s website.



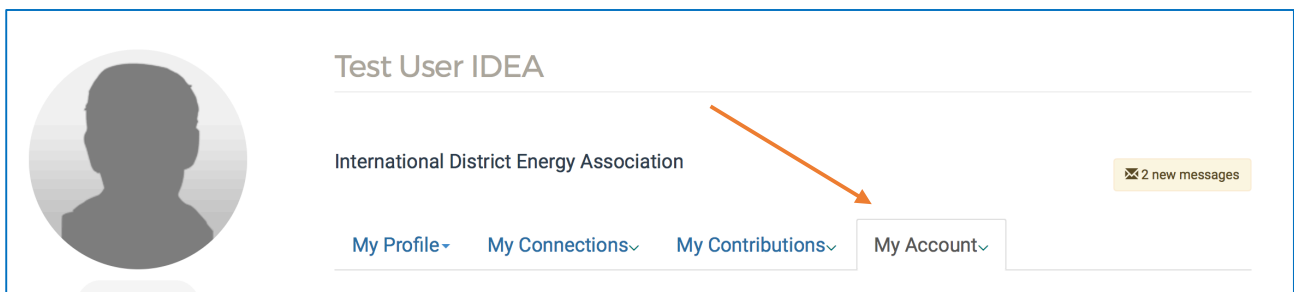
Contact Us | Join 


 **Test User**  
admin@districtenergy.org  
30%

[Profile](#) [Forums](#)

[Logout](#)

3. Click on the “**My Account**” Tab

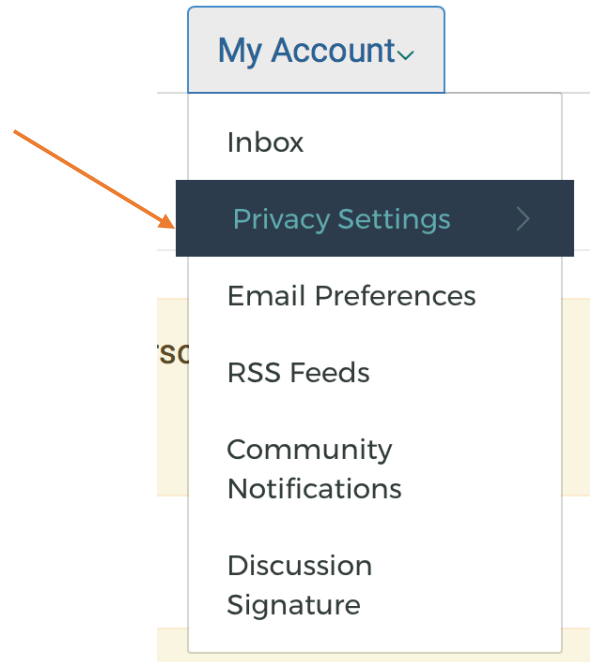


 **Test User IDEA**

International District Energy Association 2 new messages

[My Profile](#) [My Connections](#) [My Contributions](#) [My Account](#)

4. Select “Privacy Settings” from the drop-down



5. From this page, you can choose **privacy settings** for each profile demographic field associated with your **individual profile**. Options for each field are:

- **My Contacts** (only those you choose to add to your contact list)
- **Members Only** (for IDEA Members Only)
- **Public** (for all [DistrictEnergy.org](http://DistrictEnergy.org) visitors)
- **Only Me**

