

Manage Your Email Preferences

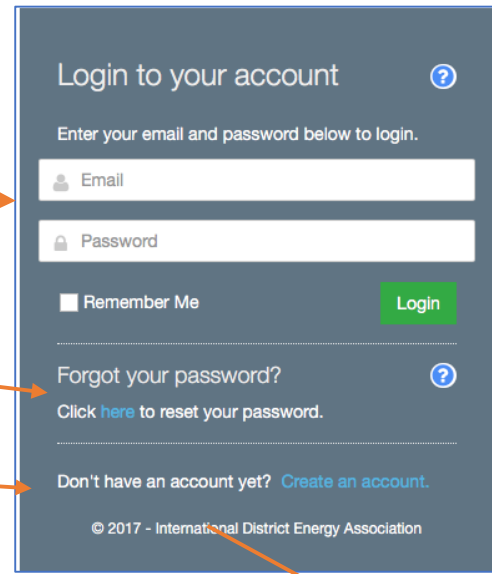
Manage Your IDEAConnect Email Preferences

1. Click “Sign In” in the top-right corner of www.districtenergy.org and enter your account login credentials. Please use your work email (for professional networking purposes).

- a. Enter your **login credentials** (using your work email)

- b. If you don’t remember your credentials, you may “**reset your password.**”

- c. If you don’t already have an account, you may **create an account** here.



Login to your account ?

Enter your email and password below to login.

Email

Password

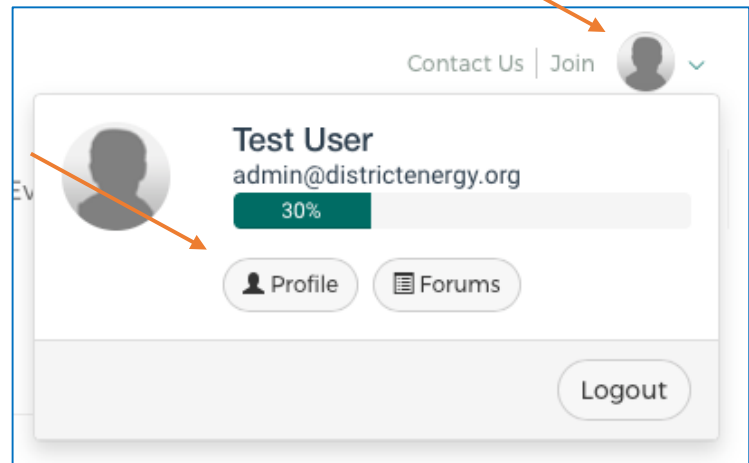
Remember Me Login


Forgot your password? ?
Click [here](#) to reset your password.


Don't have an account yet? [Create an account.](#)

© 2017 - International District Energy Association

2. Navigate to your **profile** page by clicking your profile photo in the top-right corner of IDEA’s website.



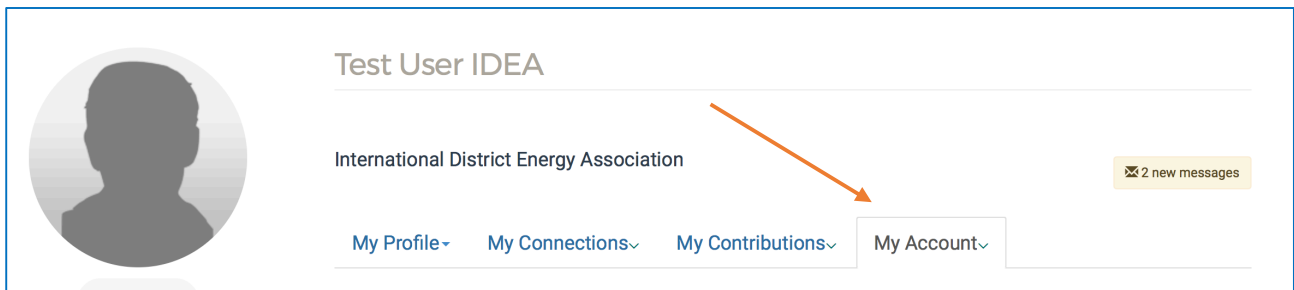
Contact Us | Join 


 **Test User**
admin@districtenergy.org
30%

[Profile](#) [Forums](#)

[Logout](#)

3. Click on the “**My Account**” Tab

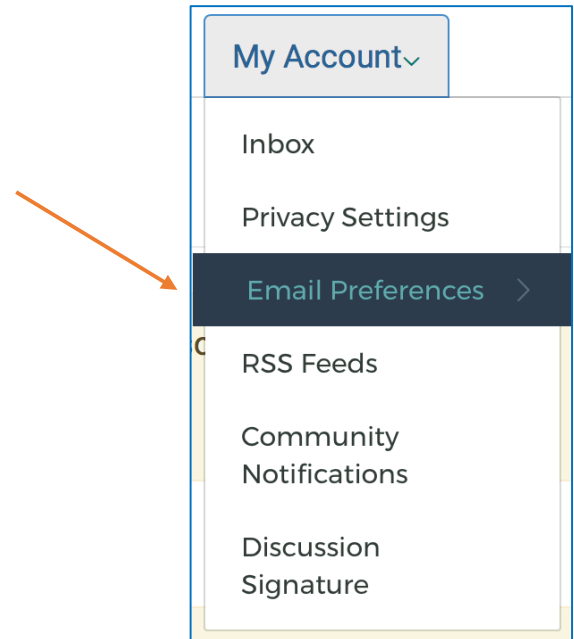


 **Test User** IDEA

International District Energy Association 2 new messages

[My Profile](#) [My Connections](#) [My Contributions](#) [My Account](#)

4. Select “**Privacy Settings**” from the drop-down



5. From this page, you can manage your **email preferences** for your IDEAConnect account.

- **Forum Emails** – IDEA recommends keeping these emails turned on. IDEA Forum discussions are a significant member benefit of IDEA, and it’s important for all members to be part of the discussion.
- **Social Emails** – IDEA recommends keeping these on. Such emails are only sent when you are tagged in a discussion post, or when another member sends you a personal message.
- **Promotional Emails** – Right now, IDEA has no plans to send promotional emails through IDEAConnect. If we do, they will most likely focus on upcoming IDEA conferences and webinars.