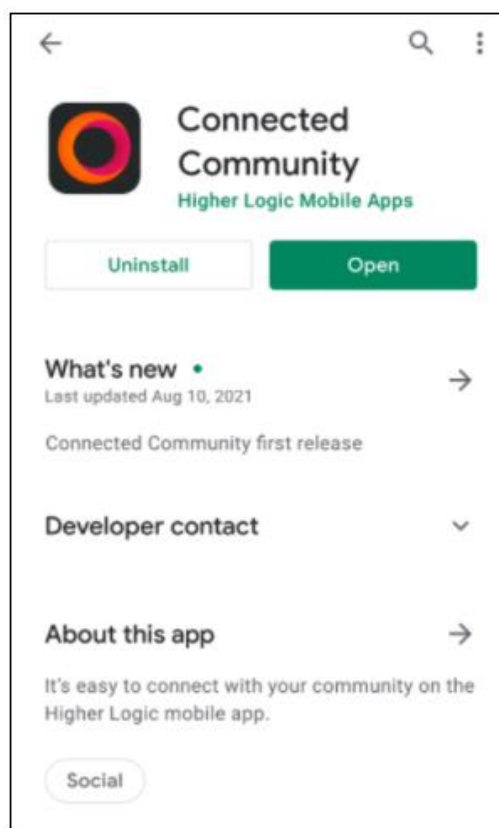
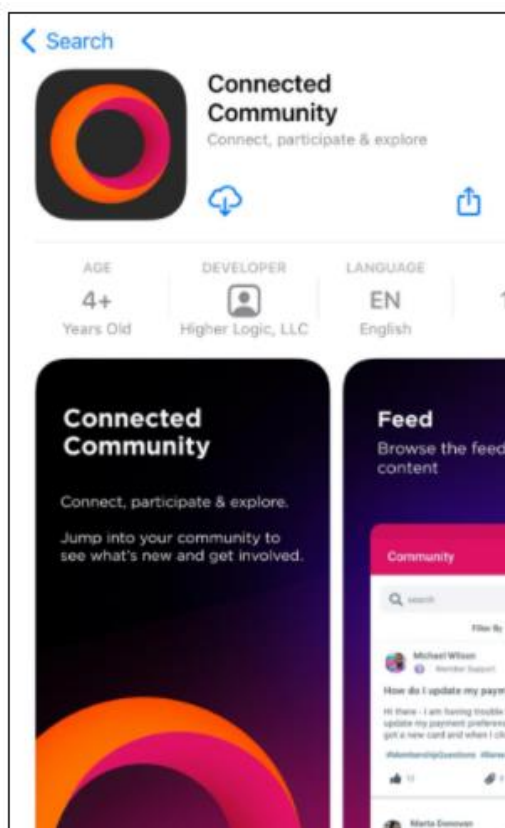


# How to download the mobile app and log in

**Step 1: On your mobile device, navigate to your platform's App store (Apple App Store or Google Play Store).**



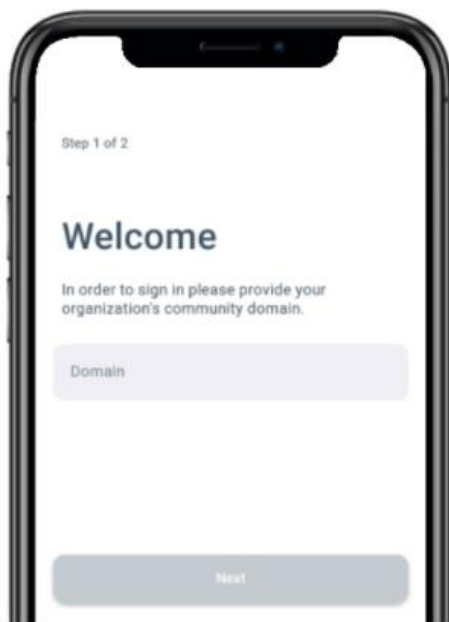
**Step 2: Search for and download the 'Connected Community' app from the app store.**



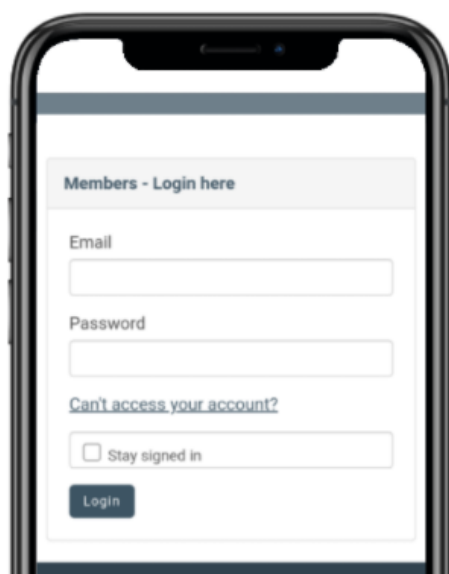
**Step 3: Once the app is downloaded onto your Mobile device, open the app and enter the Share Plate domain name**

**‘[shareplate.dietitiansaustralia.org.au](https://shareplate.dietitiansaustralia.org.au)’, then select Next.**

*Note: Do not include "https" or "www"; provide the domain only.*



**Step 4: A page will open promoting you to enter your username and password for Share Plate. Once you click ‘sign in’, the page will automatically close and the app will begin the connection process whereby it synchs all posts from Share Plate. This is a onetime process and may take a few minutes depending on how many Share Plate communities you are a part off.**



Once Step 4 is completed, you will now be able to see all the posts from your communities as they display in your feed - You're all set to start exploring and using the app!

