

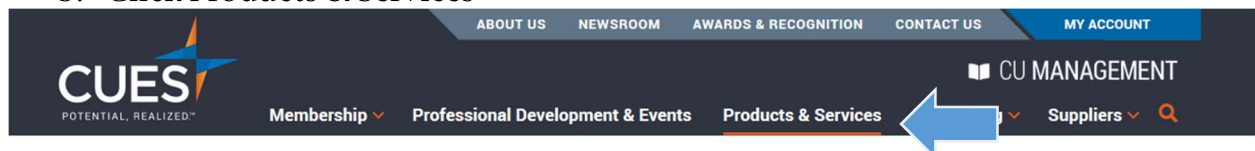


Accessing Survey Reports

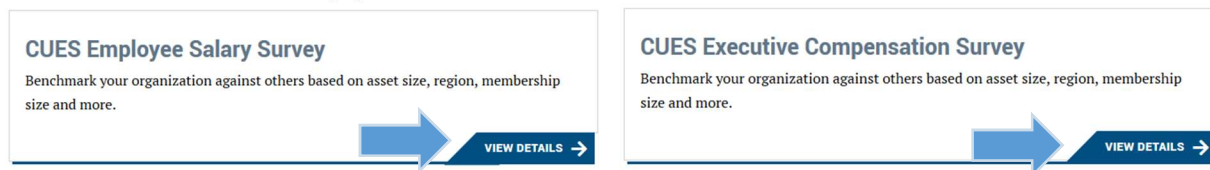
Purpose: Either you have an Unlimited+ membership or you have purchased a survey and you've been given access to the survey reports. This process will walk you through accessing the reports.

Process: Process:

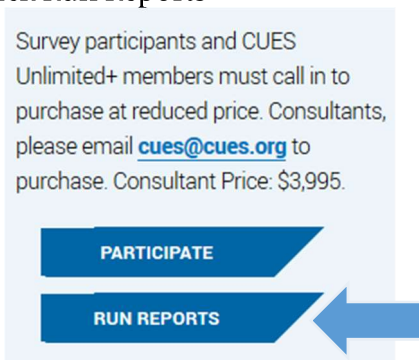
1. Access www.cues.org
2. Login
 - If you don't know how to login, please see Logging into CUES
3. Click Products & Services



4. Locate the survey you are interested in and click View Details




5. On the left-hand side, click Run Reports



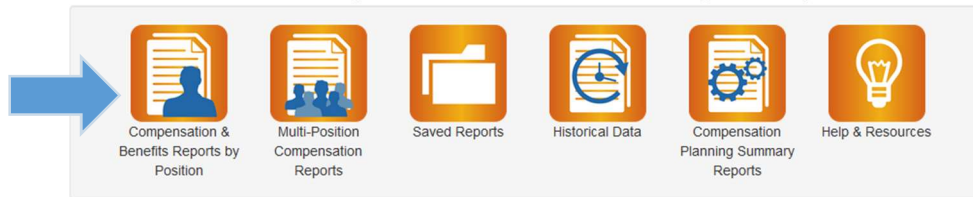
6. A new tab will open in your browser (make sure pop-us are enabled).
 - **Employee Salary Survey**
 - Click Employee Salary Reports

Employee Salary Survey

Welcome to the 2019 CUES Employee Salary Survey results portal. To assist you, there are several reporting options available. A description of each section of the site can be viewed by hovering over the icons below. For assistance with the reports or data, contact CUES at 800.252.2664 x332 or surveysupport@cues.org.



- You'll now be able to filter the data you're looking for by position, asset size, and region.
- Once your selections are made, click Run Report.
 - CUES recommends using a broad selection in these search fields to get the best data
- **Executive Compensation Survey**
 - Click Compensation & Benefits Reports by Position



- You'll now be able to filter the data you're looking for by position, asset size, and region.
- Once your selections are made, click Run Report.
 - CUES recommends using a broad selection in these search fields to get the best data.

Show My Credit Union

*If you have any questions or concerns, please contact Survey Support
 Phone: 608.271.2664 ext. 334
 Email: surveysupport@cues.org*