



SPECIAL DISTRICTS COVID19 IMPACTS

More than 2,000 independent special districts continue providing critical infrastructure and essential services to millions of Californians. Unlike cities, counties, businesses, and non-profits, these local governments have not received direct federal or state Coronavirus relief funding.

Total Fiscal Impact

\$2.43 billion
 March 2020 – December 2021, projected

\$1.92 billion
 Realized by February 5, 2021


Approximately 86 percent of the overall impacts are reported as revenue losses.

Community Impact: Economic Development

120,000+
 Special districts employ over 120,000 front-line workers statewide.

58%
 Special districts reporting COVID-19 fiscal impacts provide services to a disadvantaged community.

Community Impacts: Reduced Workforce



Community Impacts: Reduced Essential Services

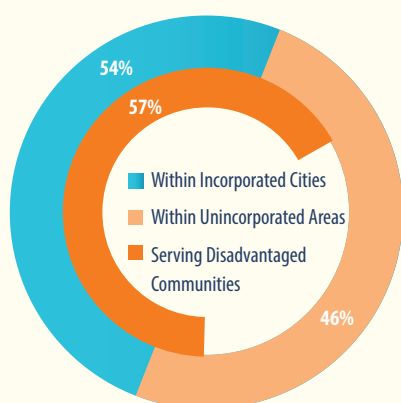


SPECIAL DISTRICTS OPERATE CRITICAL FACILITIES AND INFRASTRUCTURE AND PROVIDE LOCAL SERVICES ESSENTIAL TO THE PUBLIC'S HEALTH AND SAFETY
 Airport, Harbor/Port, Flood Control/Levee, Healthcare, Fire Protection, Sanitation, Utility/Energy, Water, Transit

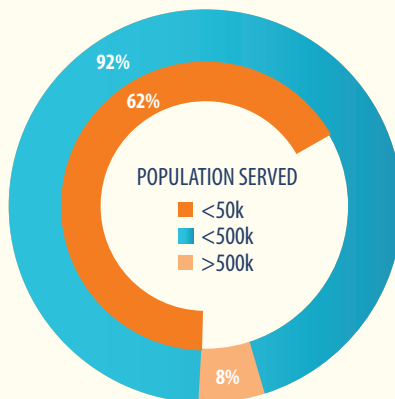


SPECIAL DISTRICTS MEET THE NEEDS OF CALIFORNIA'S DIVERSE COMMUNITIES

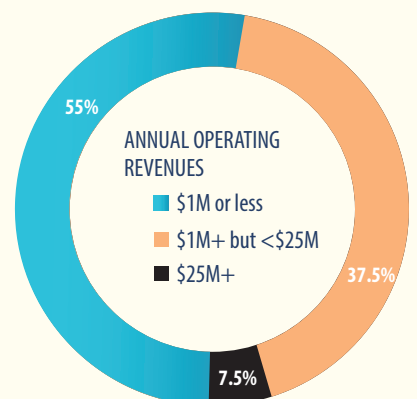
SPECIAL DISTRICTS SERVE VARIED COMMUNITIES



SPECIAL DISTRICTS SERVE COMMUNITIES LARGE AND SMALL



SPECIAL DISTRICTS HAVE A SPECTRUM OF FINANCIAL RESOURCES



Without special district access to COVID-19 funding relief, communities statewide will continue to experience reductions in essential services, cuts to front-line workforces, and deferrals of critical infrastructure projects.

WE CALL ON THE STATE TO ENSURE SPECIAL DISTRICT ACCESS TO COVID-19 FUNDING RELIEF.

*Data and assumptions: The California Special Districts Association conducted a statewide survey January 13 through February 5, 2021 open to all independent special districts across California regardless of membership status. Data captured for this survey represents individual responses from 223 special districts.