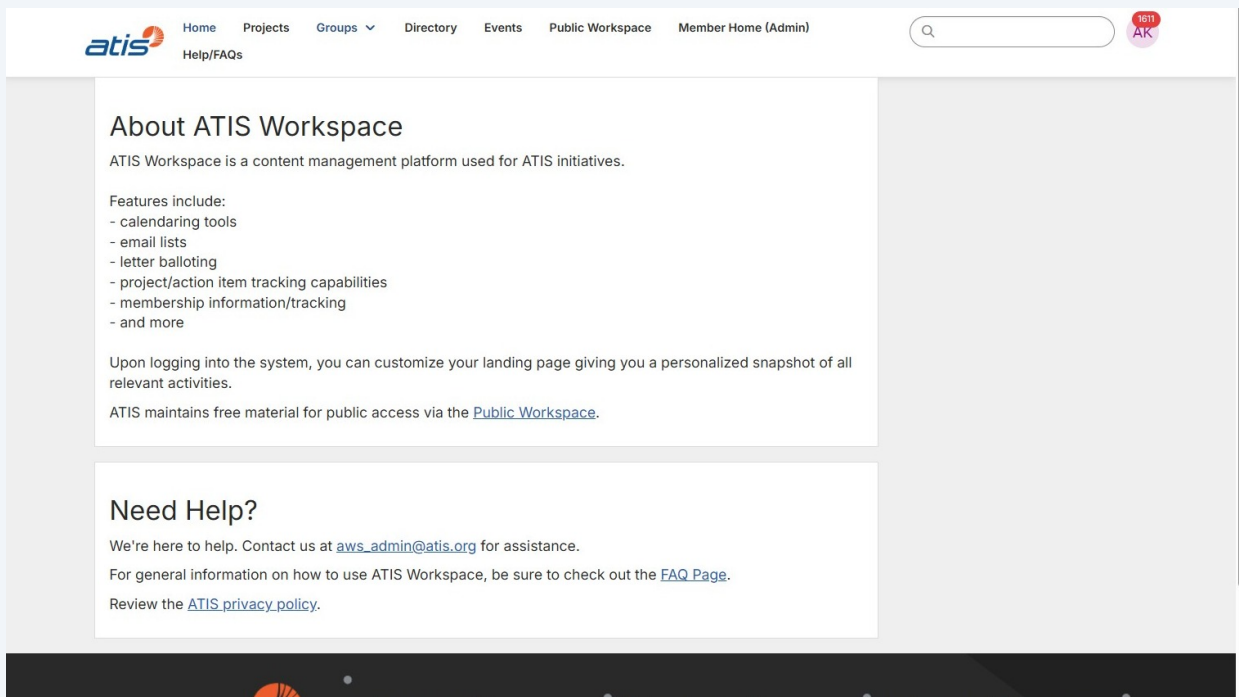



# Download Publications From ATIS Website

If you are in a committee and interested in accessing that committee's publications, please see the instructions below. If you would like to access publications for a group you are not in, please contact [aws\\_admin@atis.org](mailto:aws_admin@atis.org).

1 Navigate to <https://access.atis.org/home>



The screenshot shows the ATIS Workspace website. The header includes the ATIS logo, navigation links for Home, Projects, Groups, Directory, Events, Public Workspace, and Member Home (Admin), a search bar, and a user profile icon. The main content area features a section titled "About ATIS Workspace" which describes the platform as a content management system for ATIS initiatives. It lists features such as calendaring tools, email lists, letter balloting, and project/action item tracking. Below this is a "Need Help?" section with contact information for [aws\\_admin@atis.org](mailto:aws_admin@atis.org) and links to the FAQ Page and ATIS privacy policy.

**Home** Projects Groups Directory Events Public Workspace Member Home (Admin)  

**atis**  
Help/FAQs

## About ATIS Workspace

ATIS Workspace is a content management platform used for ATIS initiatives.

Features include:

- calendaring tools
- email lists
- letter balloting
- project/action item tracking capabilities
- membership information/tracking
- and more

Upon logging into the system, you can customize your landing page giving you a personalized snapshot of all relevant activities.

ATIS maintains free material for public access via the [Public Workspace](#).

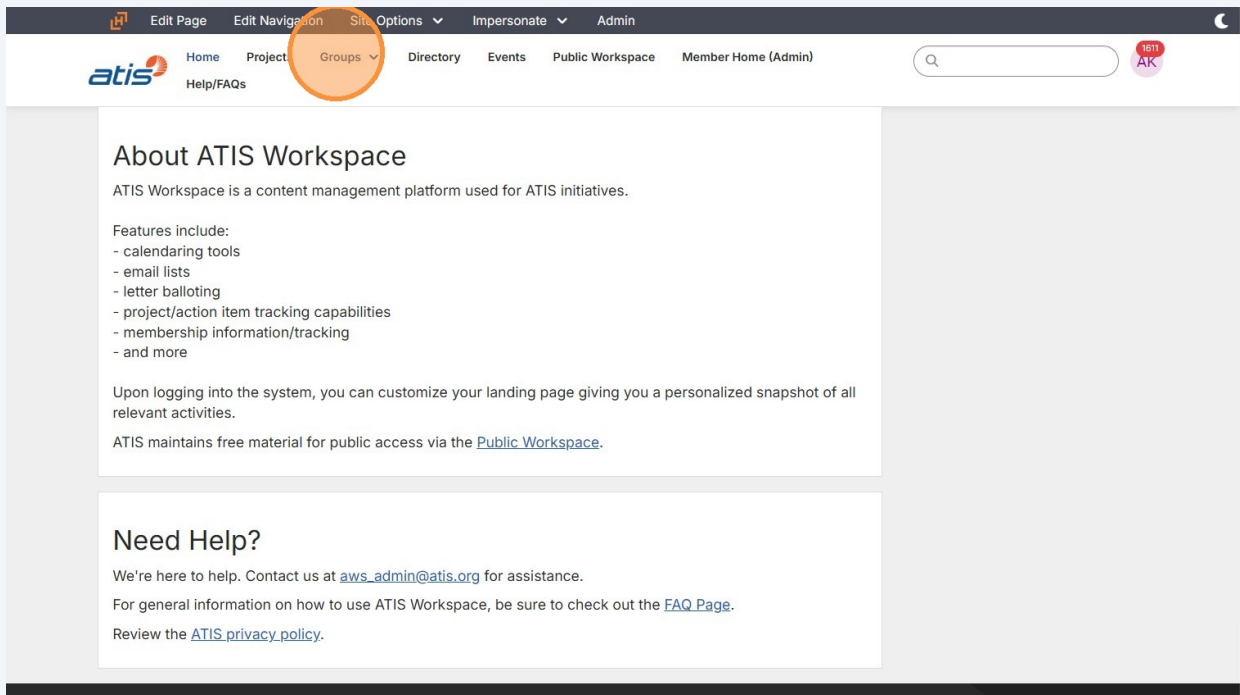
## Need Help?

We're here to help. Contact us at [aws\\_admin@atis.org](mailto:aws_admin@atis.org) for assistance.

For general information on how to use ATIS Workspace, be sure to check out the [FAQ Page](#).

Review the [ATIS privacy policy](#).

## 2 Click "Groups"



The screenshot shows the ATIS Workspace website. The navigation bar at the top includes links for Home, Projects, Groups, Directory, Events, Public Workspace, and Member Home (Admin). The 'Groups' link is highlighted with an orange circle. Below the navigation bar, the main content area features a section titled 'About ATIS Workspace' with a description and a list of features. Below this is a 'Need Help?' section with contact information and links to an FAQ page and a privacy policy.

**ATIS Workspace**

ATIS Workspace is a content management platform used for ATIS initiatives.

Features include:

- calendaring tools
- email lists
- letter balloting
- project/action item tracking capabilities
- membership information/tracking
- and more

Upon logging into the system, you can customize your landing page giving you a personalized snapshot of all relevant activities.

ATIS maintains free material for public access via the [Public Workspace](#).

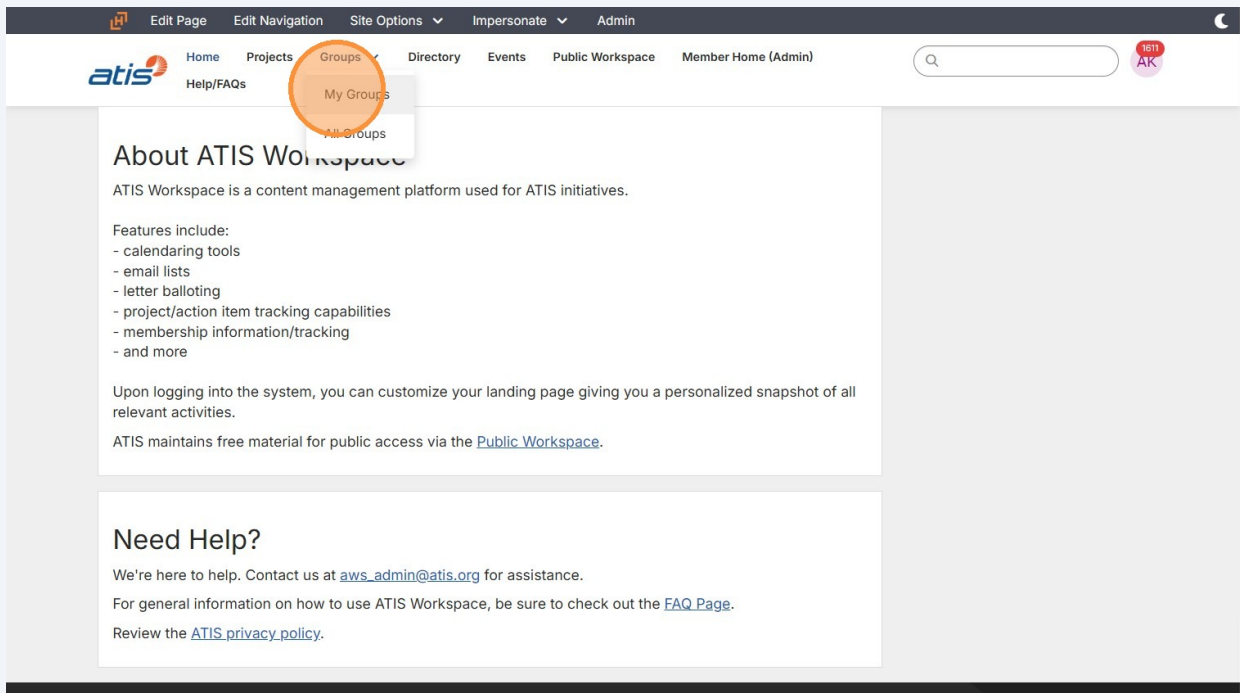
**Need Help?**

We're here to help. Contact us at [aws\\_admin@atis.org](mailto:aws_admin@atis.org) for assistance.

For general information on how to use ATIS Workspace, be sure to check out the [FAQ Page](#).

Review the [ATIS privacy policy](#).

## 3 Click "My Groups"



The screenshot shows the ATIS Workspace website with the 'Groups' dropdown menu open. The 'My Groups' option is highlighted with an orange circle. The rest of the page content, including the 'About ATIS Workspace' and 'Need Help?' sections, is visible in the background.

**ATIS Workspace**

ATIS Workspace is a content management platform used for ATIS initiatives.

Features include:

- calendaring tools
- email lists
- letter balloting
- project/action item tracking capabilities
- membership information/tracking
- and more

Upon logging into the system, you can customize your landing page giving you a personalized snapshot of all relevant activities.

ATIS maintains free material for public access via the [Public Workspace](#).

**Need Help?**

We're here to help. Contact us at [aws\\_admin@atis.org](mailto:aws_admin@atis.org) for assistance.

For general information on how to use ATIS Workspace, be sure to check out the [FAQ Page](#).

Review the [ATIS privacy policy](#).

## 4 Click here.

85 total

All Community Types Communities to which I belong Alphabetical 50 per page

Create a New Community

### ACTA - The Administrative Council for Terminal Attachments

The Administrative Council for Terminal Attachments (ACTA) is an open organization with a mission to: (1) adopt technical criteria for terminal equipment to prevent network "harm" (as defined in 47 C.F.R. section 68.3) and HAC-compliant ACS telephonic CPE through the act of publishing such criteria developed by the American National Standards Institute (ANSI) accredited standards development organizations; and (2) establish and maintain database(s) of equipment approved as compliant with the technical criteria. The ACTA will not make substantive decisions regarding the development of technical criteria.

**member** last person joined 6 days ago

ACTA Executive Committee (Sunset February 2021)

## 5 Click "OBF - Ordering and Billing Forum"

- INC - Industry Numbering Committee
- IOC - IMSI Oversight Council
- MVP - ATIS Open RAN Minimum Viable Profile Initiative
- Next G Alliance
- NGA Academics
- NGIIF - Next Generation Interconnection Interoperability Forum
- NRSC - Network Reliability Steering Committee
- OAN - ATIS Open Access Network Forum
- OBF - Ordering and Billing Forum**
- ORC - Open RAN Committee
- PTSC - Packet Technologies and Systems Committee
- QSCII-Quantum-Safe Communication and Information Initiative
- RAN Optimization for Fixed Wireless Access
- Sample Ballot Test Group
- SNAC - SMS/800 Number Administration Committee
- STEP - Sustainability in Telecom: Energy and Protection Committee
- STI - Governance Authority

## 6 Click "Workspace"

The screenshot shows the ATIS website interface. At the top, there is a navigation bar with links for Home, Projects, Groups, Directory, Events, Public Workspace, and Member Home (Admin). Below this is a search bar and a user profile icon. The main header area features the text "OBF - Ordering and Billing Forum" with a dropdown arrow. A secondary navigation bar contains "Group Home", "Messages 283", "Calendar 0", and "Workspace" (highlighted with an orange circle). To the right of this bar are "Settings" and "Join Community" buttons. The main content area is divided into sections: "Contacts" (listing Co-Chairs Marvin Neal and a vacant position), "Quick Links" (with a link to "Committee Resources"), "Description" (explaining the forum's purpose), "Latest Discussions" (with a "Start a Discussion" button), and "Upcoming Events" (with an "Add an Event" button).

## 7 Click here.

The screenshot shows the ATIS website interface, specifically the "Documents" section. The navigation bar is the same as in the previous screenshot. The main header area is the same. The secondary navigation bar is the same. The main content area shows a "Documents" menu on the left with "Publications" highlighted (circled in orange). The main content area displays a search and filter interface with a "Search Title" input, a "All States" dropdown, a "Show Descriptions" checkbox, and an "Apply Filter" button. Below this is a "Showing 1 to 25 of 88" indicator and a "25" dropdown. A table of publications is shown with columns for "Details", "Submitted Date", "State", "Submitter", and "Actions". The first row is for "ATIS-0404110-0045, Unified Ordering Model - ..." with a "Download" button.

Details	Submitted Date	State	Submitter	Actions
<input type="checkbox"/> ATIS-0404110-0045, Unified Ordering Model - ... Revisions: 0   Comments: 0	2024-09-20	Basel ine/ Worki ng Text	Greco, Drew	<a href="#">Download</a>

## 8 Click this link.

The screenshot shows the ATIS OBF - Ordering and Billing Forum workspace. The top navigation bar includes "Group Home", "Messages 283", "Calendar 0", and "Workspace". A search filter overlay is open, showing a search box for "Search by folder name..." and a list of folders including "All Folders", "OBf", and "Publications". The "Publications" folder is highlighted with an orange circle. The main content area displays a table of documents with columns for "Submitted Date", "State", "Submitter", and "Actions".

Submitted Date	State	Submitter	Actions
2024-09-20	Baseline/Working Text	Greco, Drew	Download

## 9 Click "Publications"

The screenshot shows the ATIS OBF - Ordering and Billing Forum workspace. A year filter overlay is open, showing a list of years from 2009 to 2025. The "Publications" folder is highlighted with an orange circle. The main content area displays a table of documents with columns for "Submitted Date", "State", "Submitter", and "Actions".

Submitted Date	State	Submitter	Actions
2024-09-20	Publications	Greco, Drew	Download
2024-09-09	Publications	Greco, Drew	Download

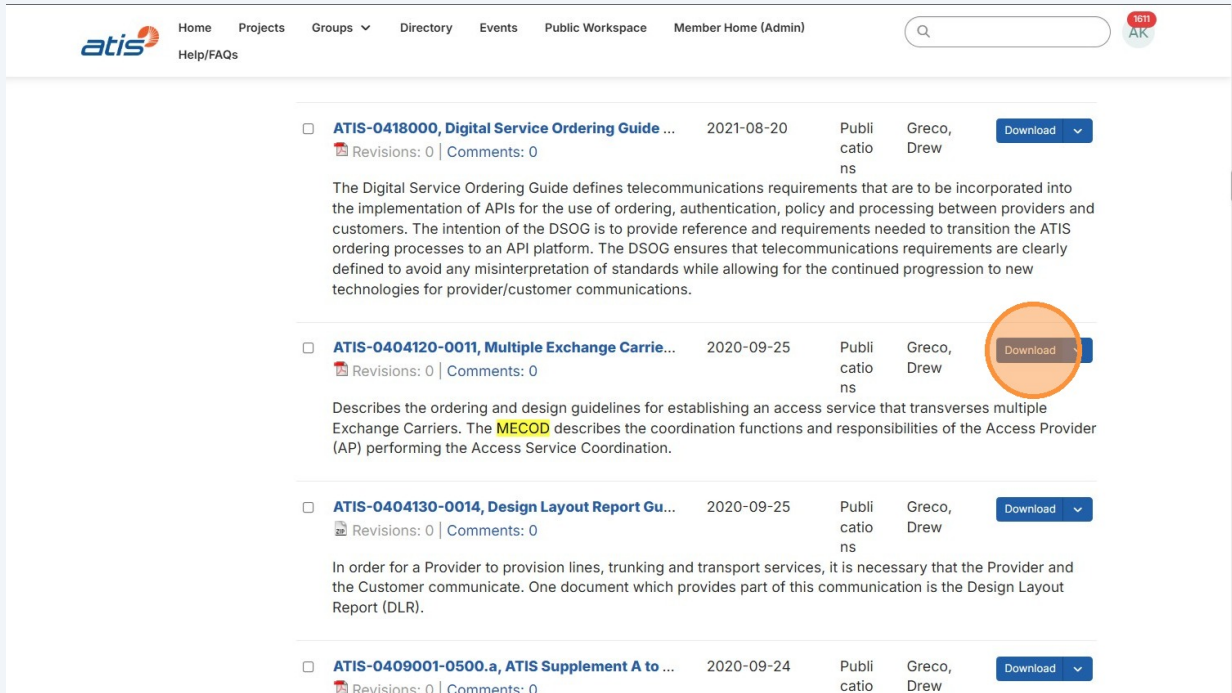
10 Click "25"

The screenshot shows the ATIS OBF - Ordering and Billing Forum workspace. The page header includes the ATIS logo and 'Help/FAQs'. The main title is 'OBF - Ordering and Billing Forum'. Below the title is a navigation bar with 'Group Home', 'Messages 283', 'Calendar 0', and 'Workspace'. There are also 'Settings' and 'Join Community' buttons. On the left, a sidebar contains 'Documents', 'Roster', 'Action Items', and 'Settings'. The main content area is titled 'Documents' and shows a 'Publications' view. It includes a search bar, a filter for 'All States', and a 'Show Descriptions' checkbox. A dropdown menu for 'Showing 1 to 25 of 88' items is highlighted with an orange circle, showing the number '25'. Below this is a table with columns: 'Details', 'Submitted Date', 'State', 'Submitter', and 'Actions'. The first row in the table is for document 'ATIS-0404110-0045, Unified Ordering Model - ...' with a 'Submitted Date' of '2024-09-20', 'State' of 'Baseline/Working Text', and 'Submitter' of 'Greco, Drew'. A 'Download' button is visible next to it. At the bottom, a snippet of text reads: 'The Unified Ordering Model (UOM) describes a complete set of system documentation using an end-to-end'.

11 Click "100"

This screenshot is similar to the previous one, but the dropdown menu for 'Showing 1 to 25 of 88' items is open, showing options for 10, 25, 50, and 100. The '100' option is highlighted with an orange circle. The rest of the page content, including the navigation bar, sidebar, and document table, remains the same as in the previous screenshot.

## 13 Click "Download"



The screenshot shows the ATIS website interface. At the top, there is a navigation bar with the ATIS logo and links for Home, Projects, Groups, Directory, Events, Public Workspace, and Member Home (Admin). A search bar and a user profile icon (AK) are also visible. Below the navigation bar, there is a list of documents. The second document in the list, titled "ATIS-0404120-0011, Multiple Exchange Carriers...", has its "Download" button highlighted with an orange circle. The document details include the date 2020-09-25, the author Greco, Drew, and the status "Publications". The description of the document is: "Describes the ordering and design guidelines for establishing an access service that transverses multiple Exchange Carriers. The MECOD describes the coordination functions and responsibilities of the Access Provider (AP) performing the Access Service Coordination."

Document ID	Title	Date	Status	Author	Action
ATIS-0418000	Digital Service Ordering Guide ...	2021-08-20	Publications	Greco, Drew	Download
ATIS-0404120-0011	Multiple Exchange Carriers...	2020-09-25	Publications	Greco, Drew	Download
ATIS-0404130-0014	Design Layout Report Gu...	2020-09-25	Publications	Greco, Drew	Download
ATIS-0409001-0500.a	ATIS Supplement A to ...	2020-09-24	Publications	Greco, Drew	Download

