


af | 2019 Community at a Glance

From 2012 to 2018




Chicagoland associations and non-profits have grown by more than 4%



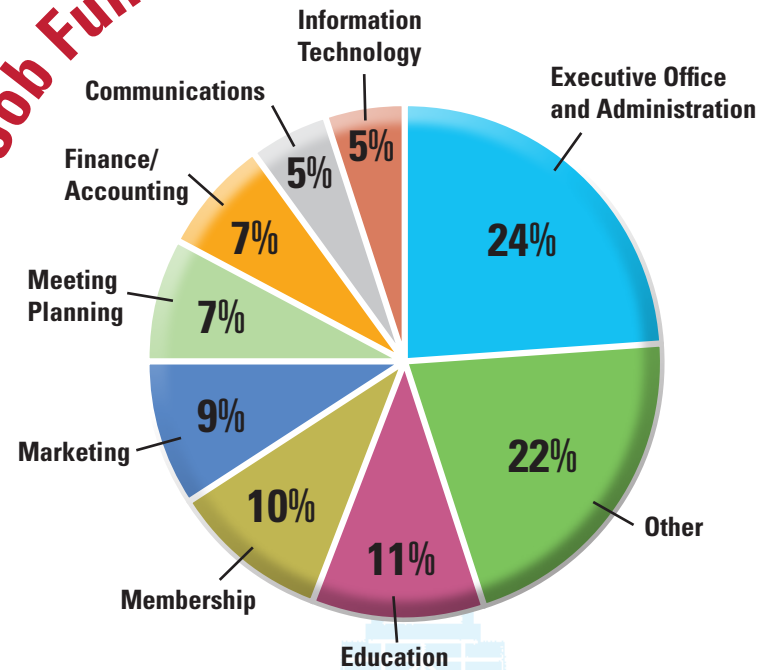
\$10.3 billion spent on meetings in the Chicagoland area each year.

Of associations with a staff of 100+, **89%** are AF members

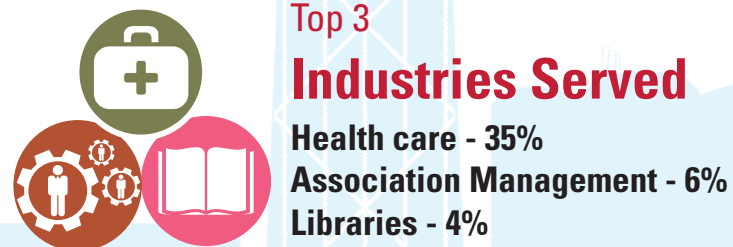
Chicagoland Associations/Non-Profits
1,725 organizations | 28.7 million members



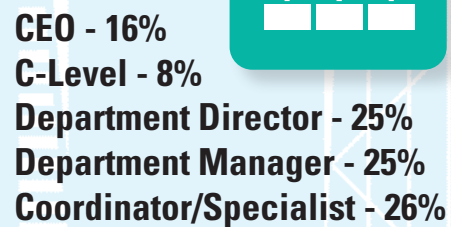
Job Function



Top 3 Industries Served



Career Level




Association Executive/Supplier Partner Ratio

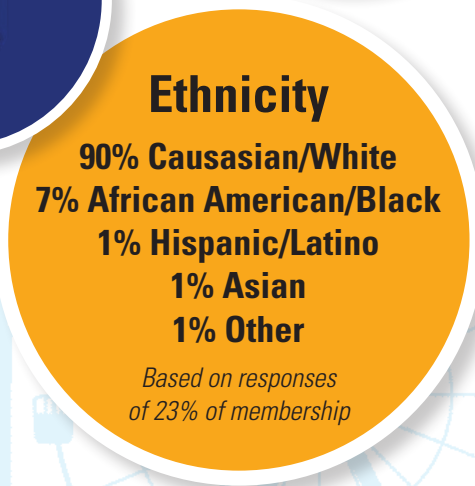
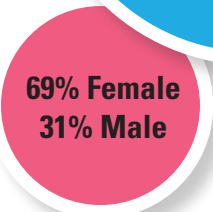


Association Forum Professional Member Organizations **872**

Includes 366 associations managed by AMCs



Forum Membership
52% - City of Chicago
48% - Tri-State area



82% are national and international in scope