

# The Value of ◈ARRM



2023

# 7 REASONS TO BE AN

## ARRM MEMBER



1

### Legislative Advocacy

ARRM is your voice at the Capitol, working with legislators and DHS to fight for funding, commonsense regulation and program enhancements for individuals with disabilities and their care providers.



3

### Workforce Support

Like a well-oiled machine, our industry works together. Let ARRM 'help get the word out' on openings at your organization with our public-facing Job Board

### Professional Development

Give your company and employees a competitive edge by utilizing ARRM's comprehensive professional development offerings

2

### Streamlined Communications

Providers are busy. They don't have time to search the internet or their inboxes for the most recent industry news. ARRM does the heavy lifting for you by organizing everything you need to know to be current and successful.

4

5

### Expedited Issue Resolution

State government can be impossible to navigate. Let ARRM handle it. With our lobbying team and professional connections at DHS, ARRM can often move member-issues to the front of the line and find a quick resolution.



### Industry Promotion

ARRM's PR efforts help draw well-earned attention to disability service employees and organizations.

6

7

### Network & Collaborate

Pick your your industry peers's brains at exclusive member-only events and in our member-only online portal throughout the year.

# ARRM Membership Summary

**161** Organizational Members  
**37** Associate Members

## Membership at-a-Glance

**99.3%**  
Member Retention  
Rate in 2021

All Shapes & Sizes

**1-597**  
Licenses

**44%** For-Profit  
**56%** Non-Profit

SERVING  
**87** COUNTIES

**20** Average  
number of CRS  
settings per  
ARRM member

**61%** of CRS beds  
in Minnesota are  
managed by an ARRM  
member organization

## Member Size

	ARRM Members	Non Members
11+ settings	51%	10%
10 or fewer	49%	90%

"An ARRM membership not only offers the opportunity to network with other providers but also to be a part of policy reform that impacts the supports we provide. ARRM is where we turn when we have questions and need something put into action."

Shannon Bock  
Executive Director, CCRI  
Moorhead, MN

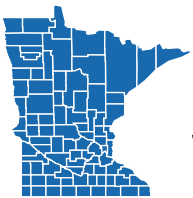


**Questions**  
about becoming a  
member?

Connect with us!  
[info@arrm.org](mailto:info@arrm.org)  
(651) 291-1086

**DID YOU  
KNOW?**

The average ARRM member  
operates more than 3x the  
number of settings than the  
average non-member



**STATEWIDE**

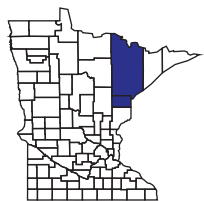
**2,917**  
Active Member  
Licenses in  
Minnesota

**11,732**  
Statewide  
Licensed Capacity

## Member Industry Reach

	All	ARRM Members		All	ARRM Members	
Statewide	Active Licenses in			Total Capacity		
Adult Day Care Services	163	5	3.1%	8,853	220	2.5%
Adult Foster Care	1,162	17	1.5%	2,952	48	1.6%
Child Foster Care	3,749	242	6.5%	8,533	525	6.2%
HCBS	2,433	179	7.4%			
HCBS - Community Residential Setting	3,818	2,340	61.3%	13,647	8,615	63.1%
HCBS - Day Services Facility	290	37	12.8%	24,077	2,635	10.9%
HCBS - Residential Services Facility	117	97	82.9%	960	652	67.9%
<b>Grand Total</b>	<b>11,732</b>	<b>2,917</b>	<b>24.9%</b>	<b>59,022</b>	<b>12,695</b>	<b>21.5%</b>

# REGIONAL FACTSHEET



## DULUTH REGION

### TOPLINE

19

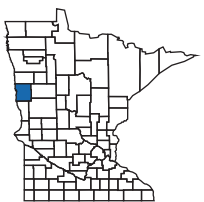
Members  
Serving  
this Region

261

Active Member  
Licenses in  
this Region

## Member Industry Reach

	All	ARRM Members		All	ARRM Members	
Duluth Region	Active Licenses in			Total Capacity		
Adult Day Care Services	3	1	33.33%	129	80	62.02%
Adult Foster Care	64	-	0.00%	174	-	0.00%
Child Foster Care	282	7	2.48%	641	15	2.34%
HCBS	128	18	14.06%			
HCBS - Community Residential Setting	335	229	68.36%	1,236	857	69.34%
HCBS - Day Services Facility	16	5	31.25%	947	136	14.36%
HCBS - Residential Services Facility	2	1	50.00%	12	6	50.00%
<b>Grand Total</b>	<b>830</b>	<b>261</b>	<b>31.45%</b>	<b>3,139</b>	<b>1,094</b>	<b>34.85%</b>



## FARGO REGION

### TOPLINE

5

Members  
Serving  
this Region

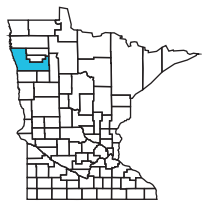
74

Active Member  
Licenses in  
this Region

## Member Industry Reach

	All	ARRM Members		All	ARRM Members	
Fargo Region	Active Licenses in			Total Capacity		
Adult Day Care Services	1	0	0.00%	20	0	0.00%
Adult Foster Care	58	0	0.00%	0	0	0.00%
Child Foster Care	66	10	15.15%	145	15	10.34%
HCBS	36	2	5.56%			
HCBS - Community Residential Setting	108	62	57.41%	310	188	60.65%
HCBS - Day Services Facility	4	0	0.00%	171	0	0.00%
<b>Grand Total</b>	<b>273</b>	<b>74</b>	<b>27.11%</b>	<b>646</b>	<b>203</b>	<b>31.42%</b>

# REGIONAL FACTSHEET



## GRAND FORKS REGION

### TOPLINE

**2** Members  
Serving  
this Region

**21** Active Member  
Licenses in  
this Region

## Member Industry Reach

	All	ARRM Members		All	ARRM Members	
Grand Forks Region	Active Licenses in			Total Capacity		
Adult Day Care Services	1	0	0.00%	25	0	0.00%
Adult Foster Care	1	0	0.00%	1	0	0.00%
Child Foster Care	39	1	2.56%	90	3	3.33%
HCBS	6	1	16.67%			
HCBS - Community Residential Setting	31	19	61.29%	114	75	65.79%
HCBS - Day Services Facility	4	0	0.00%	443	0	0.00%
Grand Total	82	21	25.61%	673	78	11.59%



## MANKATO REGION

### TOPLINE

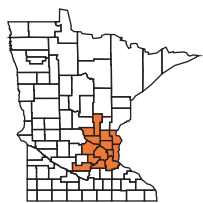
**7** Members  
Serving  
this Region

**107** Active Member  
Licenses in  
this Region

## Member Industry Reach

	All	ARRM Members		All	ARRM Members	
Mankato Region	Active Licenses in			Total Capacity		
Adult Day Care Services	1	-	0.00%	24	-	0.00%
Adult Foster Care	12	-	0.00%	34	-	0.00%
Child Foster Care	85	18	21.18%	210	36	17.14%
HCBS	21	3	14.29%			
HCBS - Community Residential Setting	156	80	51.28%	533	285	53.47%
HCBS - Day Services Facility	3	2	66.67%	132	97	73.48%
HCBS - Residential Services Facility	4	4	100.00%	47	47	100.00%
Grand Total	282	107	37.94%	980	465	47.45%

# REGIONAL FACTSHEET



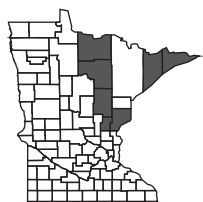
## METRO REGION

### TOPLINE

**88** Members Serving this Region **1,468** Active Member Licenses in this Region

## Member Industry Reach

	ARRM Members			ARRM Members		
	All	Active Licenses in		All	Total Capacity	
<b>Metro Region</b>						
Adult Day Care Services	132	2	1.52%	7,873	80	1.02%
Adult Foster Care	577	10	1.73%	1,425	27	1.89%
Child Foster Care	1,783	152	8.52%	3,885	338	8.70%
HCBS	1,670	95	5.69%			
HCBS - Community Residential Setting	1,693	1,101	65.03%	6,004	4,052	67.49%
HCBS - Day Services Facility	105	25	23.81%	10,051	2,211	22.00%
HCBS - Residential Services Facility	91	83	91.21%	710	528	74.37%
<b>Grand Total</b>	<b>6,051</b>	<b>1,468</b>	<b>24.26%</b>	<b>29,948</b>	<b>7,236</b>	<b>24.16%</b>



## NORTHEAST REGION

### TOPLINE

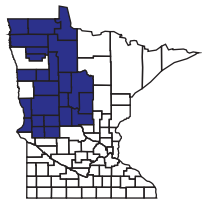
**13** Members Serving this Region **61** Active Member Licenses in this Region

## Member Industry Reach

	ARRM Members			ARRM Members		
	All	Active Licenses in		All	Total Capacity	
<b>Northeast Region</b>						
Adult Day Care Services	1	-	0.00%	15	-	0.00%
Adult Foster Care	37	-	0.00%	100	-	0.00%
Child Foster Care	186	1	0.54%	444	2	0.45%
HCBS	45	2	4.44%			
HCBS - Community Residential Setting	109	58	53.21%	388	215	55.41%
HCBS - Day Services Facility	15	-	0.00%	1,048	-	0.00%
<b>Grand Total</b>	<b>393</b>	<b>61</b>	<b>15.52%</b>	<b>1,995</b>	<b>217</b>	<b>10.88%</b>



# REGIONAL FACTSHEET



## NORTHWEST REGION

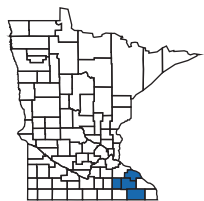
### TOPLINE

**23** Members  
Serving  
this Region

**222** Active Member  
Licenses in  
this Region

## Member Industry Reach

	ARRM Members			ARRM Members		
	All	Active Licenses in		All	Total Capacity	
<b>Northwest Region</b>						
Adult Day Care Services	9	-	0.00%	249	-	0.00%
Adult Foster Care	181	3	1.66%	429	9	2.10%
Child Foster Care	517	17	3.29%	1,234	34	2.76%
HCBS	194	18	9.28%			
HCBS - Community Residential Setting	397	184	46.35%	1,473	685	46.50%
HCBS - Day Services Facility	53	-	0.00%	4,388	-	0.00%
HCBS - Residential Services Facility	1	-	0.00%	5	-	0.00%
<b>Grand Total</b>	<b>1,352</b>	<b>222</b>	<b>16.42%</b>	<b>7,778</b>	<b>728</b>	<b>9.36%</b>



## ROCHESTER REGION

### TOPLINE

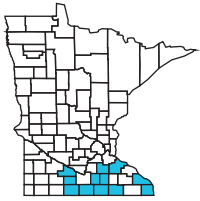
**11** Members  
Serving  
this Region

**145** Active Member  
Licenses in  
this Region

## Member Industry Reach

	ARRM Members			ARRM Members		
	All	Active Licenses in		All	Total Capacity	
<b>Rochester Region</b>						
Adult Day Care Services	2	1	50.00%	80	35	43.75%
Adult Foster Care	92	-	0.00%	301	-	0.00%
Child Foster Care	128	8	6.25%	302	18	5.96%
HCBS	85	6	7.06%			
HCBS - Community Residential Setting	168	130	77.38%	630	502	79.68%
HCBS - Day Services Facility	15	-	0.00%	939	-	0.00%
<b>Grand Total</b>	<b>490</b>	<b>145</b>	<b>29.59%</b>	<b>2252</b>	<b>555</b>	<b>24.64%</b>

# REGIONAL FACTSHEET



## SOUTHEAST REGION

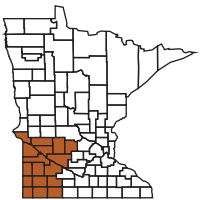
### TOPLINE

**14** Members  
Serving  
this Region

**248** Active Member  
Licenses in  
this Region

## Member Industry Reach

	All	ARRM Members		All	ARRM Members	
Southeast Region	Active Licenses in			Total Capacity		
Adult Day Care Services	5	-	0.00%	210	-	0.00%
Adult Foster Care	39	-	0.00%	93	-	0.00%
Child Foster Care	286	12	4.20%	700	29	4.14%
HCBS	66	9	13.64%			
HCBS - Community Residential Setting	328	221	67.38%	1,189	801	67.37%
HCBS - Day Services Facility	25	1	4.00%	3,043	50	1.64%
HCBS - Residential Services Facility	7	5	71.43%	79	33	41.77%
<b>Grand Total</b>	<b>756</b>	<b>248</b>	<b>32.80%</b>	<b>5314</b>	<b>913</b>	<b>17.18%</b>



## SOUTHWEST REGION

### TOPLINE

**21** Members  
Serving  
this Region

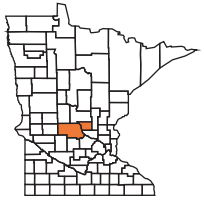
**216** Active Member  
Licenses in  
this Region

## Member Industry Reach

	All	ARRM Members		All	ARRM Members	
Southwest Region	Active Licenses in			Total Capacity		
Adult Day Care Services	6	1	16.67%	186	25	13.44%
Adult Foster Care	14	-	0.00%	41	-	0.00%
Child Foster Care	245	8	3.27%	595	17	2.86%
HCBS	58	14	24.14%			
HCBS - Community Residential Setting	339	186	54.87%	1,223	706	57.73%
HCBS - Day Services Facility	36	3	8.33%	2,253	94	4.17%
HCBS - Residential Services Facility	11	4	36.36%	92	38	41.30%
<b>Grand Total</b>	<b>709</b>	<b>216</b>	<b>30.47%</b>	<b>4,390</b>	<b>880</b>	<b>20.05%</b>



# REGIONAL FACTSHEET



## ST. CLOUD REGION

### TOPLINE

**13** Members  
Serving  
this Region

**92** Active Member  
Licenses in  
this Region

## Member Industry Reach

	All	ARRM Members		All	ARRM Members	
St. Cloud Region	Active Licenses in			Total Capacity		
Adult Day Care Services	2	-	0.00%	42	-	0.00%
Adult Foster Care	81	4	4.94%	228	12	5.26%
Child Foster Care	113	8	7.08%	248	18	7.26%
HCBS	109	10	9.17%			
HCBS - Community Residential Setting	137	69	50.36%	494	248	50.20%
HCBS - Day Services Facility	11	1	9.09%	471	47	9.98%
Grand Total	453	92	20.31%	1,483	325	21.92%