

# Disability Services in Minnesota

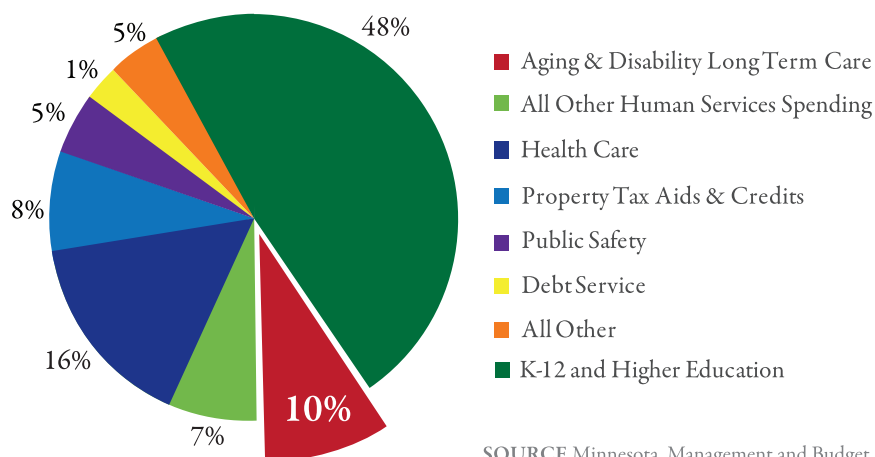
An overview of the system's recipients, funding, weaknesses and strengths.

## 1 in 10 Minnesotans have a disability

**SOURCE** American Community Survey



Minnesota's general fund budget forecast is \$40 billion in FY 2012-13: Ten percent of this budget includes long term care services for older Minnesotans and people with disabilities.

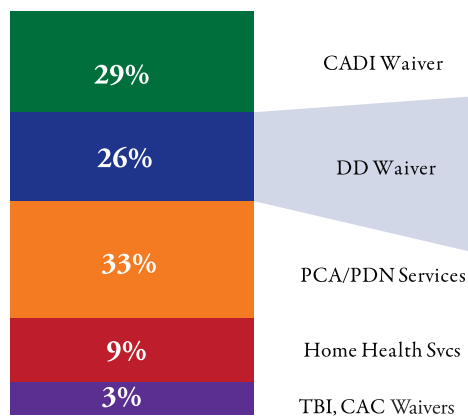


SOURCE Minnesota Management and Budget

**Many community-based services are available, depending on need and type of disability**

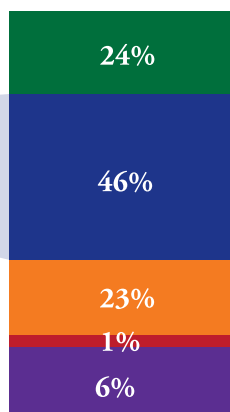
Thousands of people receive services and the state invests million of dollars, but many Minnesotans with disabilities still wait for services .

## People in MN who are on the Medical Assistance (MA) waiver



Total: 58,776 people

## Total MA waiver funding in Minnesota



Total: \$4.57 Billion



4,000  
Minnesotans are  
waiting for services

On average, over 58,000 Minnesotans with disabilities receive waived services each month.

**SOURCE** Minnesota Department of Human Services

### Definitions:

Community Alternatives for Disabled Individuals (CADI) Waiver: For people who need a nursing home level of care.

Community Alternative Care (CAC) Waiver: For people with chronic illness who need hospital-level of care.

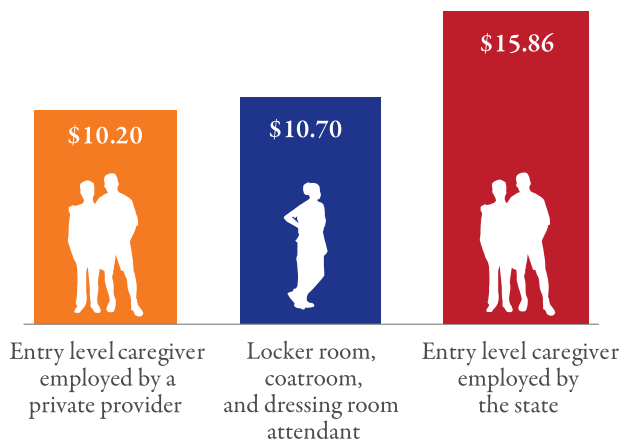
Developmental Disabilities (DD) Waiver: For people with developmental disabilities who were served institutionally.

Personal Care Assistant/Private Duty Nurse (PCA/PDN): Individualized daily living or health services for people in their own home/community.

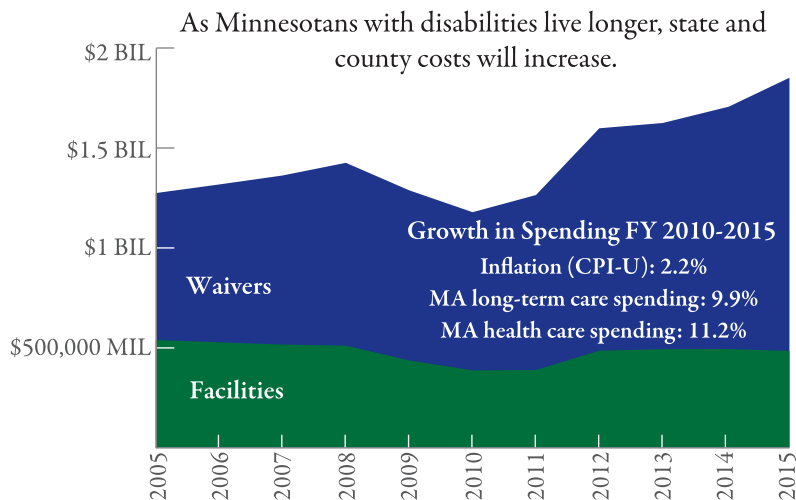
**Traumatic Brain Injury (TBI) Waiver:** For those with a traumatic/acquired brain injury who need nursing home or hospital level of care.

## Weaknesses of Minnesota's Disability System

Professional caregivers who help our most vulnerable citizens are paid less than locker room attendants; private provider employees are paid less than state employees.



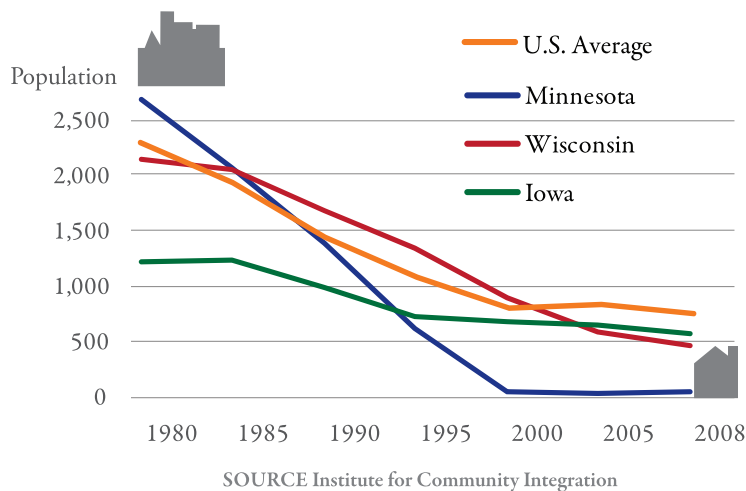
SOURCES 2009 ANCOR data and 2009 U.S. Bureau of Labor Statistics



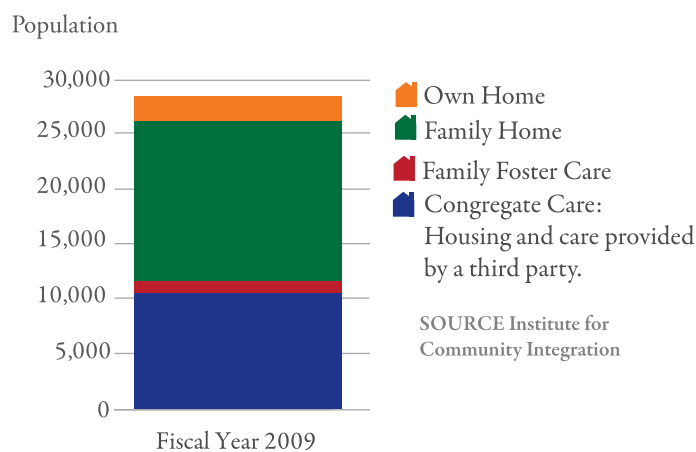
SOURCES Calculations Based on MN Department of Human Services November 2011 Forecast Data & Information for MN Management and Budget

## Strengths of Minnesota's Disability System

Fewer Minnesotans with developmental disabilities live in large state facilities than in neighboring states.



Of the almost 30,000 Minnesotans with developmental disabilities surveyed in 2009, the majority live in their own home and their family's home.



## Minnesotans value investments in people with disabilities:

**73%** of Minnesotans disagree with the statement, "Too much money is being spent on people with developmental disabilities."

**96%** of Minnesotans say society should do everything in its power to help those who are most vulnerable.