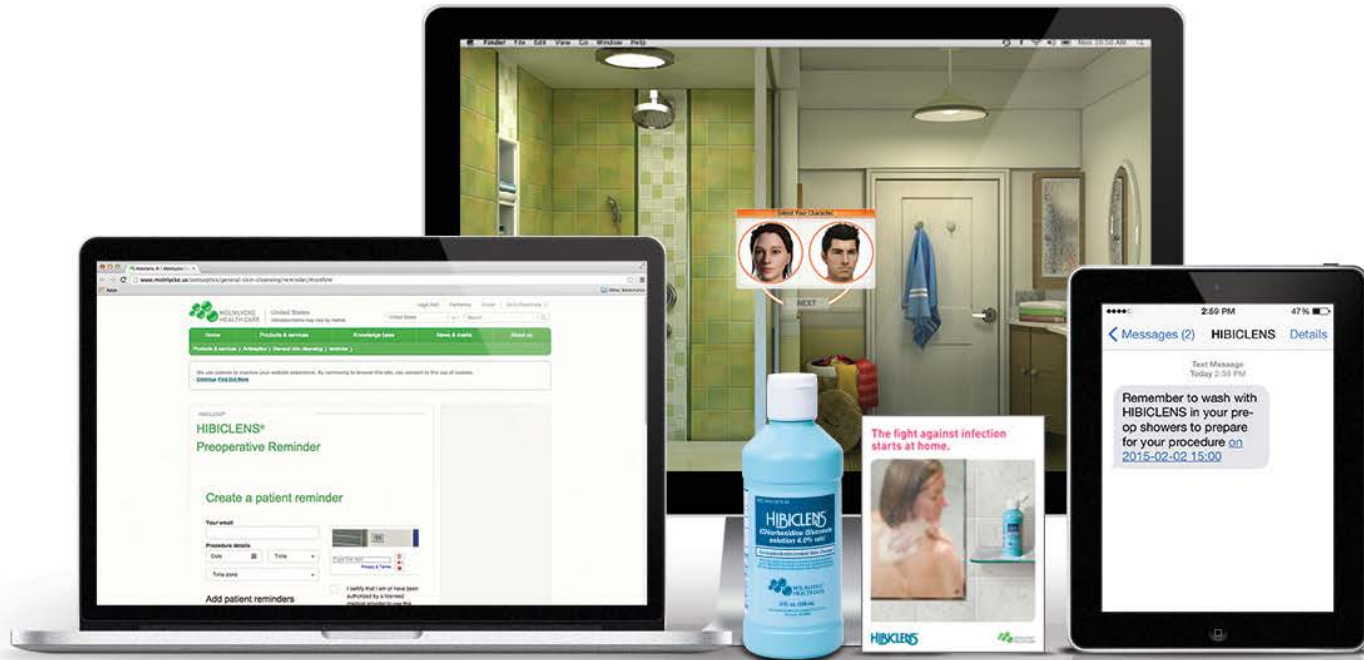


Preoperative Showering Bundle with Hibiclens

Compliance Bundle



HIBICLENS Reminder Tool

- www.hibiclens.com/reminder

The screenshot shows the HIBICLENS Preoperative Reminder tool interface. At the top, there is a navigation bar with the MÖLNLYCKE HEALTH CARE logo, a dropdown menu for "United States", and a search bar. Below the navigation bar is a green header with menu items: Home, Products & services, Knowledge base, News & media, and About us. A breadcrumb trail reads: Products & services > Antiseptics > General skin cleansing > reminder >.

The main content area is titled "HIBICLENS® Preoperative Reminder". It includes a paragraph explaining the new patient compliance bundle. Below this is a section titled "Create a patient reminder" with a form containing the following fields:

- Your email: [Text input field]
- Procedure details: Date [Calendar icon], Time [Dropdown menu], Time zone [Dropdown menu]
- Text input field: [Type the text] [Clear icon] [Submit icon]
- Privacy & Terms link
- Consent checkbox: I certify that I am or have been authorized by a licensed medical provider to use this service, and that I can produce my National Provider Identifier upon request of HIBICLENS. I further certify that by entering my patient's contact information, I have obtained his or her express consent to receive up to five (5) reminder notifications by email or text message on a mobile phone.

Below the form is a section titled "Add patient reminders" with the following fields:

- Patient phone number for text reminders: 1-234-567890 (country code - area code - number) [Text input field]
- Patient email address for email reminders [Text input field]

At the bottom, there is a section titled "1. Reminder to be sent:" with radio buttons for Text and Email, and a "Create reminders" button.



Compliance Tool Tutorial


- Step 1: User email
- Step 2: Patient procedure details


Create a patient reminder

Your email

Procedure details


Date  Time 

Time zone 


Date  Time

May 2015

Su	Mo	Tu	We	Th	Fr	Sa
26	27	28	29	30	1	2
3	4	5	6	7	8	9
10	11	12	13	14	15	16
17	18	19	20	21	22	23
24	25	26	27	28	29	30
31	1	2	3	4	5	6

Time zone 

(UTC-09:00) Pacific/Alaska
(UTC-08:00) Pacific/Hawaii
(UTC-06:00) Mountain
(UTC-05:00) Central
(UTC-04:00) Eastern

Time 

05:00
05:30
06:00
06:30
07:00
07:30
08:00
08:30

Compliance Tool Tutorial

- Step 3: Patient Reminders

Enter information for
desired reminder:
text and/or email

NOTE: Phone # must
be in the format shown

Add patient reminders

Patient phone number for text reminders

1-234-567890

(country code - area code - number)

1-404-4033003

Patient email address for email reminders

jason.liles@molnlycke.com

Compliance Tool Tutorial

- Step 4: Reminder Times

Text



1. Reminder to be sent:

Text

Email



Email

Date



Time



2. Reminder to be sent:

Text

Email

Date




Time



+ Add another reminder

You can add up to 3 additional reminders: 5 total



NOTE:
Text and Email fields from Step 3 require a valid entry

Compliance Tool Tutorial

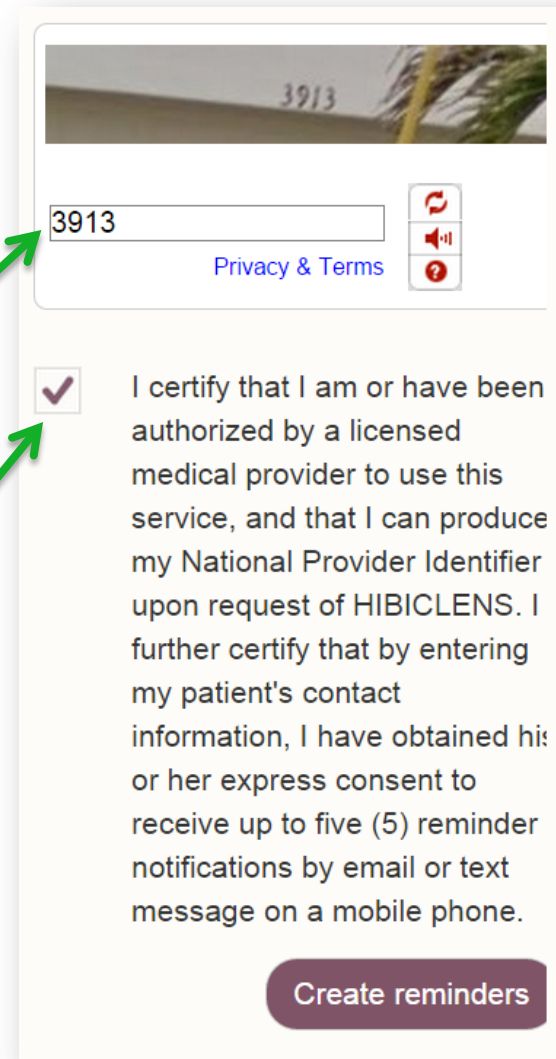
- Step 5: Complete!

This tool is for Healthcare Professionals only.

Prove that you're not a robot here...

And prevent abuse of the tool by certifying here.

The reminder is set!



3913

[Privacy & Terms](#)

I certify that I am or have been authorized by a licensed medical provider to use this service, and that I can produce my National Provider Identifier upon request of HIBICLENS. I further certify that by entering my patient's contact information, I have obtained his or her express consent to receive up to five (5) reminder notifications by email or text message on a mobile phone.

[Create reminders](#)

Compliance Tool Tutorial

- Concerns regarding clinician and patient privacy are covered at the bottom of the site in the legal Privacy Statement.
- Patient information is not personalized; email and phone information are only taken to generate the automated response.

Privacy statement

Mölnlycke Health Care will collect clinicians email addresses and patient contact information as necessary for the successful delivery of preoperative patient reminders. Patients' names or information related to their medical history or impending surgical procedure will not be collected on this site.

Mölnlycke Health Care uses the information collected through the site for the proper administration and management of the HiBi reminder tool. Mölnlycke Health Care will use the patient information to generate and deliver patient reminders via the selected delivery method(s) on the date and time requested. The reminder message will not include personalized patient information.

Compliance Tool Email



Remember to wash thoroughly using HIBICLENS



HIBICLENS is an antiseptic skin cleanser that your surgeon has asked you to use in preparation for surgery. It helps kill and remove germs that may cause infections.¹ Sustained effects can be achieved by repeated washing.² Follow these 6 steps before your surgery:

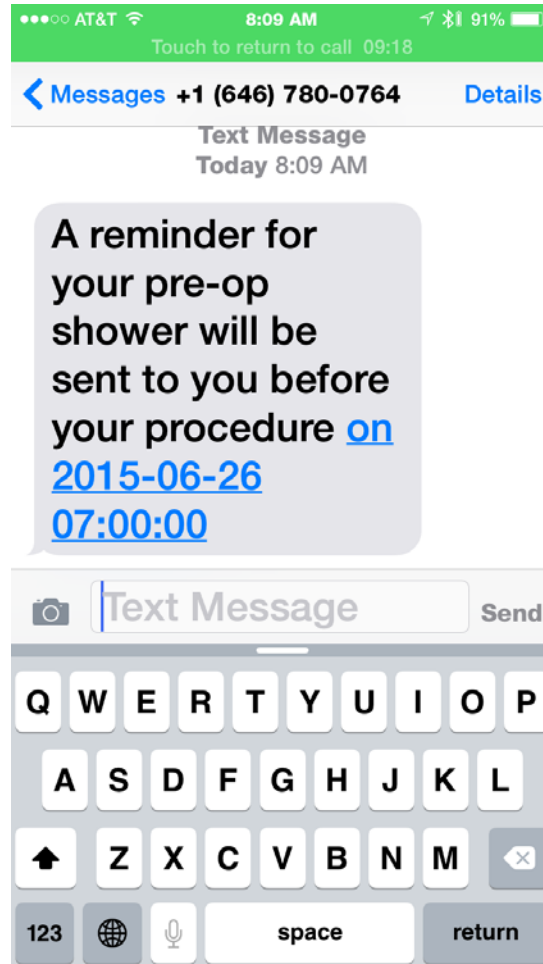
- 1 Wash your face with your regular soap.
- 2 If you wash your hair, please do so using your regular shampoo.
- 3 Thoroughly rinse your body with water.
- 4 Apply HIBICLENS to your skin with a cloth or sponge and wash gently. Move away from the shower stream when applying HIBICLENS to avoid rinsing off too soon.
- 5 Rinse thoroughly with warm water.
- 6 After a final rinse, dry yourself thoroughly with a clean towel and put on clean clothes.



Do not use your regular soap after applying and rinsing HIBICLENS. Do not apply any lotions, deodorants, powders, or perfumes to the body areas that have been cleansed with HIBICLENS. Please see HIBICLENS label for full warnings and directions.

1. Paulson, DS. Comparative Evaluation of Five Surgical Hand Scrub Preparations. AORN Journal 1994, Vol 60 No 2:246-256
2. Paulson, DS. Persistent and residual Antimicrobial Effects: Are they important in the Clinical Setting? Infection Control Today 2005; Vol 9, No.4.

[FIND OUT MORE](#)



••••• AT&T 10:44 AM 45%
← Messages +1 (646) 767-6786 Details

Text Message
Today 10:31 AM

Remember to
wash with
HIBICLENS in your
pre-op showers to
prepare for your
procedure [on](#)
[2015-06-26 07:00](#)



Text Message

Send

Q & A