
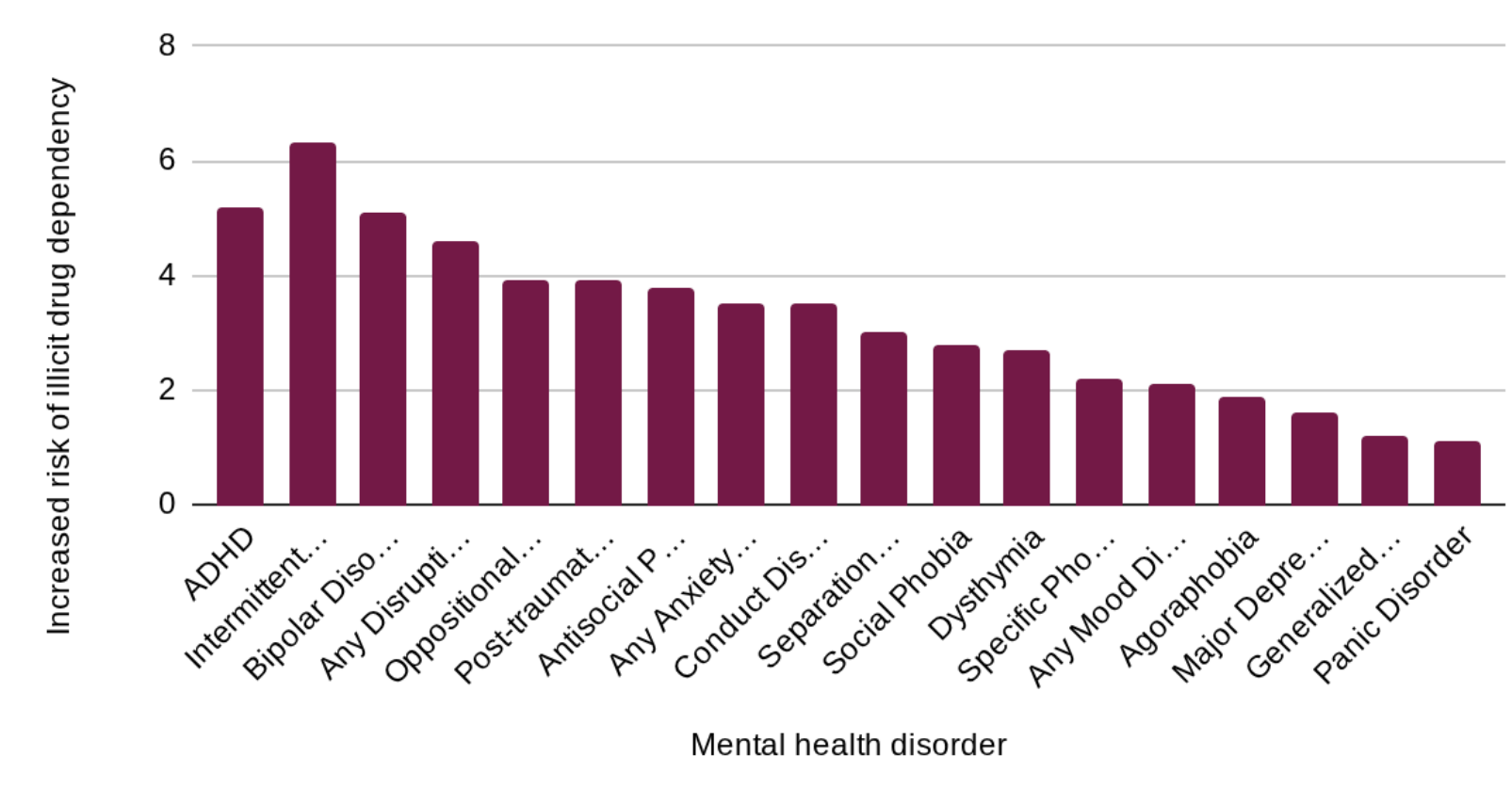


Model of ADHD And It's Impact On The Lives of Those Who Have It



ADHD (Attention-Deficit Hyperactivity Disorder) Impacts approximately 7 million US children aged 3-17.

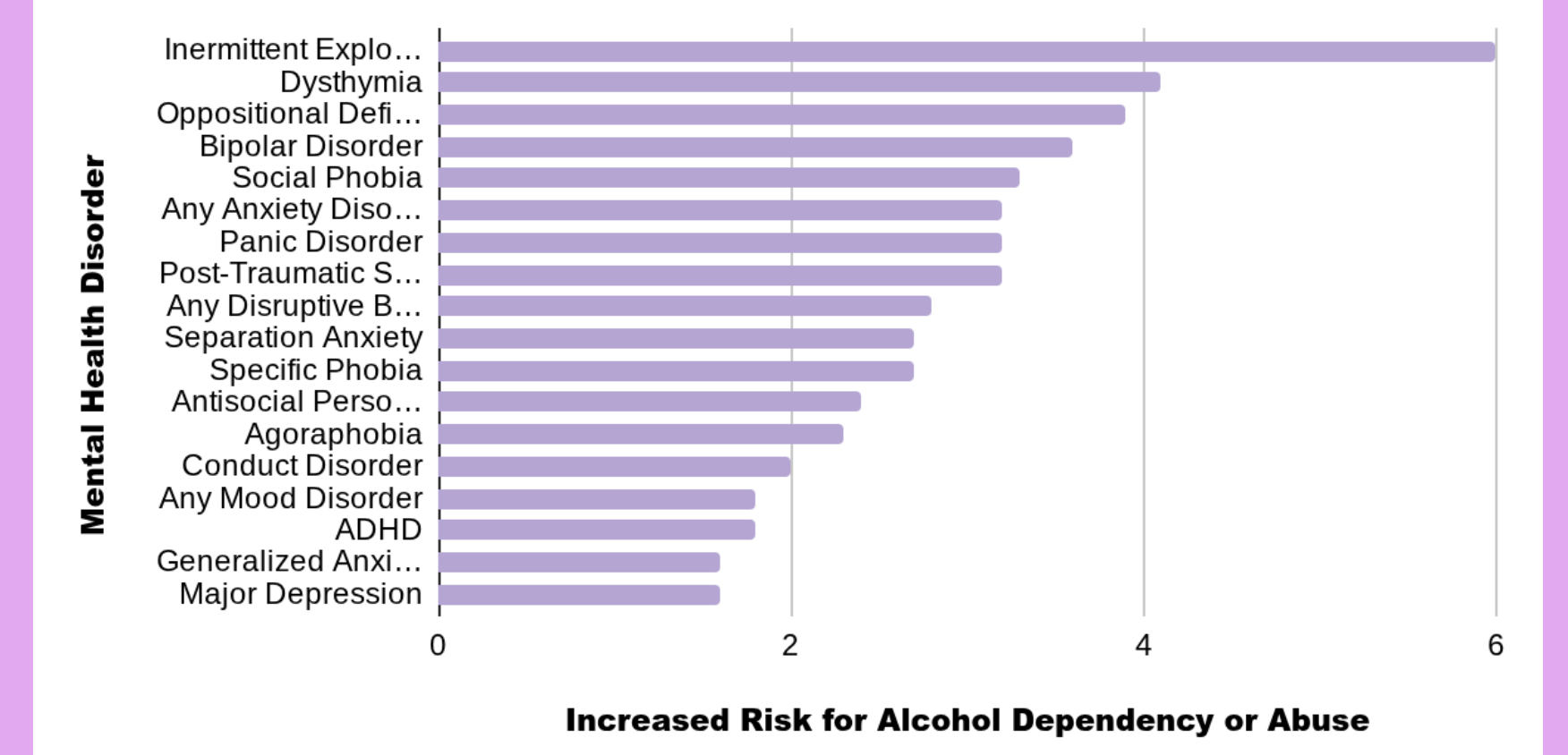
Increased risk of illicit drug dependency vs. Mental health disorder



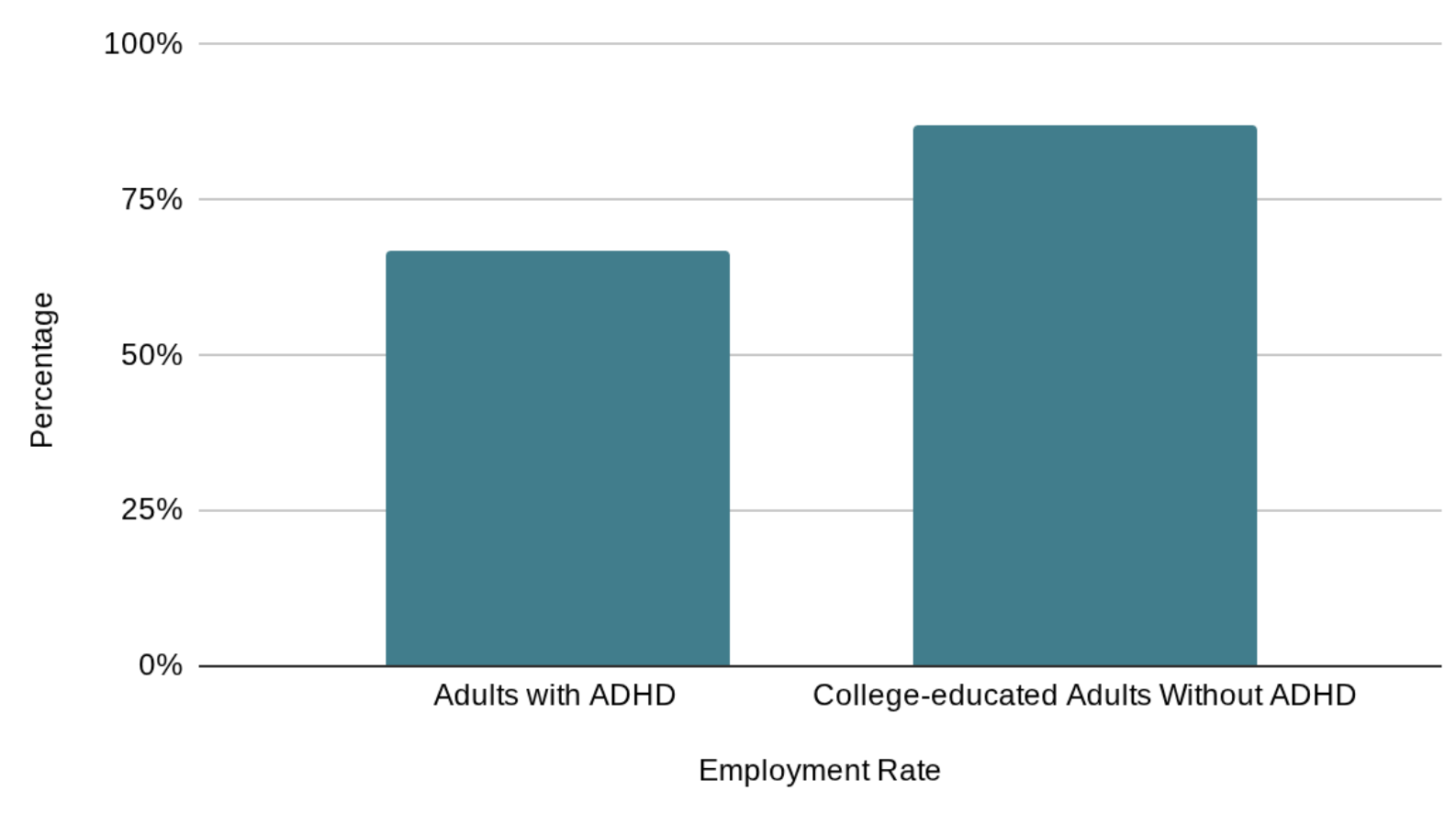
This graph shows the increased risk of illicit drug dependency relative to various mental health disorders from a period of time. It displays how ADHD is close to the top for total risk of illicit drug dependency. This shows how illicit drug dependency is just one of the many different things that are higher risk for people who have ADHD. Therefore helping o explain the struggle for those who have ADHD as ADHD can impact their lives so greatly, causing it to be more difficult to do what other neurotypical/people without ADHD people might be able to do with ease.

This graph displays the increased risk for alcohol dependency or abuse in relation to mental health disorders. This graph shows that ADHD in this time frame, is not at the top of the list for what mental health disorders. This then further shows how although ADHD offers many struggles for those who have it, other mental health disorders offer their own set of problems and obstacles those who have it must overcome.

Increased Risk for Alcohol Dependency or Abuse vs. Mental Health Disorder

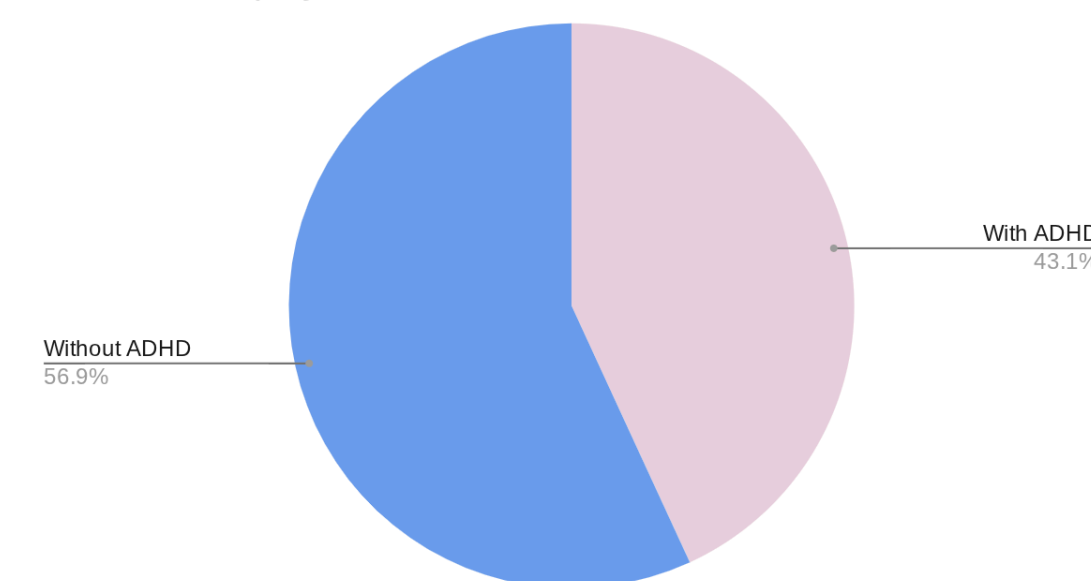


Employment Rate in Adults With and Without ADHD



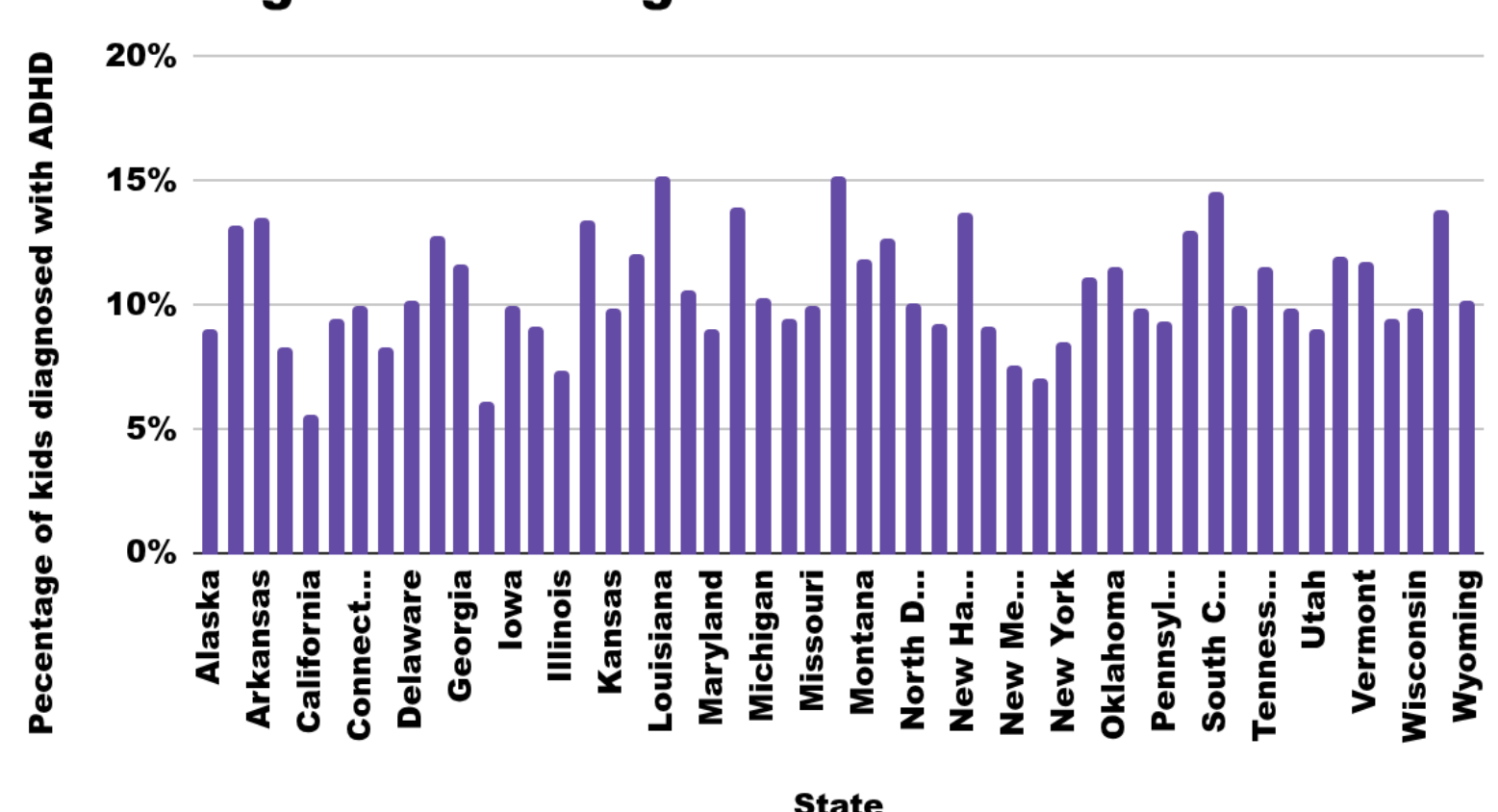
This graph displays the difference in employment rates in adults in people with and without ADHD from a period of time. It displays a noticeable difference in employment rates, showing a decrease in employment rates for people with ADHD. Further then proving how ADHD impacts the lives of those who have it more than other might believe, as even the ability to get a job is shown to likely be affected by ADHD.

Full-time Employment in Adults



This pie chart displays data showing the full-time employment of adults with ADHD and without ADHD from a period of time. It displays how there is a much lower rate of people with ADHD employed than people without ADHD. Further proving how the struggles of ADHD truly impact the lives of those who have it a great deal.

Percentage of kids diagnosed with ADHD vs. State



This graph displays the percentage of people who have ADHD in the United States at a certain time period. It demonstrates how there is a large amount of people who have to deal with ADHD in their daily lives. It also further helps to explain how it can impact so many people's lives, since so many people have ADHD.

Introduction

- ADHD is a developmental disorder which is characterized by the ongoing repetition/pattern of one or more types of symptoms:
 - Inattention
 - Hyperactivity
 - Impulsivity
- ADHD has various possible causes which can include genetics, the environment, or central nervous system conditions during key moments in development and can greatly impact the lives of those who have it, even more than others might believe.

Conclusion

- ADHD, along with many other mental health disorder, offers it's own set of challenges. It decreases the ability for peple with ADHD to get jobs and be employed, increases the risk of people with ADHD to develop illicit drug dependency, and so much more. Therefore, proving how ADHD does face those who have it with difficulties those who don't have ADHD don't have to face and may never truly understand completely. This then further showing how ADHD can greatly impact those who have it in many different ways.

Key Sources & Acknowledgements

• [Our World in Data.org](https://www.ourworldindata.org)
 • [Our World in Data.org](https://www.ourworldindata.org)

[My Disability Jobs.com](https://www.mydisabilityjobs.com)

[CDC.gov](https://www.cdc.gov)

[CDC.gov](https://www.cdc.gov)

[Attention Deficit Disorder Association](https://www.adhd.org)
[National Institute of Mental Health](https://www.nimh.nih.gov)

[Mayoclinic.org](https://www.mayoclinic.org)