

# Child Care and Early Education Profile: 2023

1st State Senate District Senator Javier Loera Cervantes

## A Snapshot of Children in State Senate District 1

**16,170** Children 0 to 5 } **69%** of children 0 to 5 live in households where all parents work  
**20,924** Children 6 to 12  
**37,094** Total children under 13

## What child care options are available to families?



**48** Child care centers can serve up to **3,196** children



**134** Licensed child care homes can serve up to **1,450** children



**131** License-exempt home caregivers can serve around **279** children

## How much are families paying for child care?

**MEDIAN FAMILY INCOME: \$69,059**

**INFANT:** Average annual price of licensed care



Home-based: **\$10,688**



Center-based: **\$16,483**

This is **15%-24%** of a family's income.

**PRESCHOOLER:** Average annual price of licensed care



Home-based: **\$9,295**



Center-based: **\$11,499**

This is **13%-17%** of a family's income.

The cost of center care rivals college tuition: **\$14,579**

## What programs support children & families in your district?

### CHILD CARE ASSISTANCE PROGRAM

ILLINOIS DEPARTMENT OF HUMAN SERVICES (IDHS)

**1,143** children age 0-2

**1,335** children age 3-5

**1,381** children age 6-12

**3,891** children served

**\$20,516,434**

in total CCAP payments to providers in the district

The Child Care Assistance Program (CCAP), funded through IDHS, helps families pay for child care while they work or go to school.

### EARLY CHILDHOOD BLOCK GRANT

ILLINOIS STATE BOARD OF EDUCATION (ISBE)

**10** Prevention Initiative programs

**698** children age 0-2

**33** Preschool for All programs

**2,111** children age 3-5

**2,809** children served

The Early Childhood Block Grant is funded by ISBE to help programs provide high-quality early education opportunities through Preschool for All (PFA) and Prevention Initiative (PI) services for infants, toddlers, and expectant families.

### HEAD START & EARLY HEAD START

US DEPARTMENT OF HEALTH & HUMAN SERVICES

**10** Early Head Start sites

**400** children age 0-2

**10** Head Start sites

**332** children age 3-5

**732** children served

Head Start programs for 3- and 4-year-olds, along with Early Head Start for infants and toddlers, are federally-funded early education programs for families living below the poverty line and designed to meet the comprehensive needs of families.

For source information on the data cited in this profile, please email:

[advocacy@actforchildren.org](mailto:advocacy@actforchildren.org)



# Child Care and Early Education Profile: 2023

2nd State Senate District Senator Omar Aquino

## A Snapshot of Children in State Senate District 2

**15,820** Children 0 to 5 } **72%** of children 0 to 5 live in households where all parents work  
**18,330** Children 6 to 12  
**34,151** Total children under 13

## What child care options are available to families?



**67** Child care centers can serve up to **5,456** children



**111** Licensed child care homes can serve up to **1,177** children



**174** License-exempt home caregivers can serve around **378** children

## How much are families paying for child care?

**MEDIAN FAMILY INCOME: \$77,969**

**INFANT:** Average annual price of licensed care



Home-based: **\$11,656**



Center-based: **\$14,904**

This is **15%-19%** of a family's income.

**PRESCHOOLER:** Average annual price of licensed care



Home-based: **\$9,658**



Center-based: **\$10,370**

This is **12%-13%** of a family's income.

The cost of center care rivals college tuition: **\$14,579**

## What programs support children & families in your district?

### CHILD CARE ASSISTANCE PROGRAM

ILLINOIS DEPARTMENT OF HUMAN SERVICES (IDHS)

**1,123** children age 0-2

**1,150** children age 3-5

**1,274** children age 6-12

**3,595** children served

**\$17,810,490**

in total CCAP payments to providers in the district

The Child Care Assistance Program (CCAP), funded through IDHS, helps families pay for child care while they work or go to school.

### EARLY CHILDHOOD BLOCK GRANT

ILLINOIS STATE BOARD OF EDUCATION (ISBE)

**14** Prevention Initiative programs

**623** children age 0-2

**44** Preschool for All programs

**2,494** children age 3-5

**3,117** children served

The Early Childhood Block Grant is funded by ISBE to help programs provide high-quality early education opportunities through Preschool for All (PFA) and Prevention Initiative (PI) services for infants, toddlers, and expectant families.

### HEAD START & EARLY HEAD START

US DEPARTMENT OF HEALTH & HUMAN SERVICES

**19** Early Head Start sites

**800** children age 0-2

**13** Head Start sites

**479** children age 3-5

**1,279** children served

Head Start programs for 3- and 4-year-olds, along with Early Head Start for infants and toddlers, are federally-funded early education programs for families living below the poverty line and designed to meet the comprehensive needs of families.

For source information on the data cited in this profile, please email:

[advocacy@actforchildren.org](mailto:advocacy@actforchildren.org)



# Child Care and Early Education Profile: 2023

3rd State Senate District Senator Mattie Hunter

## A Snapshot of Children in State Senate District 3

**12,864** Children 0 to 5 } **70%** of children 0 to 5 live in households where all parents work  
**14,449** Children 6 to 12  
**27,313** Total children under 13

## What child care options are available to families?



**78** Child care centers can serve up to **6,702** children



**123** Licensed child care homes can serve up to **1,128** children



**378** License-exempt home caregivers can serve around **910** children

## How much are families paying for child care?

**MEDIAN FAMILY INCOME: \$58,461**

**INFANT:** Average annual price of licensed care



Home-based: **\$10,853**



Center-based: **\$15,897**

This is **19%-27%** of a family's income.

**PRESCHOOLER:** Average annual price of licensed care



Home-based: **\$9,225**



Center-based: **\$11,427**

This is **16%-20%** of a family's income.

The cost of center care rivals college tuition: **\$14,579**

## What programs support children & families in your district?

### CHILD CARE ASSISTANCE PROGRAM

ILLINOIS DEPARTMENT OF HUMAN SERVICES (IDHS)

**1,660** children age 0-2

**2,021** children age 3-5

**2,502** children age 6-12

**6,302** children served

**\$29,681,616**

in total CCAP payments to providers in the district

The Child Care Assistance Program (CCAP), funded through IDHS, helps families pay for child care while they work or go to school.

### EARLY CHILDHOOD BLOCK GRANT

ILLINOIS STATE BOARD OF EDUCATION (ISBE)

**11** Prevention Initiative programs

**390** children age 0-2

**50** Preschool for All programs

**1,823** children age 3-5

**2,213** children served

The Early Childhood Block Grant is funded by ISBE to help programs provide high-quality early education opportunities through Preschool for All (PFA) and Prevention Initiative (PI) services for infants, toddlers, and expectant families.

### HEAD START & EARLY HEAD START

US DEPARTMENT OF HEALTH & HUMAN SERVICES

**17** Early Head Start sites

**545** children age 0-2

**17** Head Start sites

**658** children age 3-5

**1,203** children served

Head Start programs for 3- and 4-year-olds, along with Early Head Start for infants and toddlers, are federally-funded early education programs for families living below the poverty line and designed to meet the comprehensive needs of families.

For source information on the data cited in this profile, please email:

[advocacy@actforchildren.org](mailto:advocacy@actforchildren.org)



# Child Care and Early Education Profile: 2023

4th State Senate District Senator Kimberly Lightford

## A Snapshot of Children in State Senate District 4

**16,628** Children 0 to 5 } **67%** of children 0 to 5 live in households where all parents work  
**19,567** Children 6 to 12  
**36,194** Total children under 13

## What child care options are available to families?



**56** Child care centers can serve up to **4,252** children



**194** Licensed child care homes can serve up to **1,764** children



**353** License-exempt home caregivers can serve around **789** children

## How much are families paying for child care?

**MEDIAN FAMILY INCOME: \$84,040**

**INFANT:** Average annual price of licensed care



Home-based: **\$10,655**



Center-based: **\$15,776**

This is **13%-19%** of a family's income.

**PRESCHOOLER:** Average annual price of licensed care



Home-based: **\$9,073**



Center-based: **\$11,324**

This is **11%-13%** of a family's income.

The cost of center care rivals college tuition: **\$14,579**

## What programs support children & families in your district?

### CHILD CARE ASSISTANCE PROGRAM

ILLINOIS DEPARTMENT OF HUMAN SERVICES (IDHS)

**1,396** children age 0-2

**1,587** children age 3-5

**1,827** children age 6-12

**4,892** children served

**\$23,062,769**

in total CCAP payments to providers in the district

The Child Care Assistance Program (CCAP), funded through IDHS, helps families pay for child care while they work or go to school.

### EARLY CHILDHOOD BLOCK GRANT

ILLINOIS STATE BOARD OF EDUCATION (ISBE)

**5** Prevention Initiative programs

**153** children age 0-2

**24** Preschool for All programs

**1,392** children age 3-5

**1,545** children served

The Early Childhood Block Grant is funded by ISBE to help programs provide high-quality early education opportunities through Preschool for All (PFA) and Prevention Initiative (PI) services for infants, toddlers, and expectant families.

### HEAD START & EARLY HEAD START

US DEPARTMENT OF HEALTH & HUMAN SERVICES

**10** Early Head Start sites

**302** children age 0-2

**9** Head Start sites

**419** children age 3-5

**721** children served

Head Start programs for 3- and 4-year-olds, along with Early Head Start for infants and toddlers, are federally-funded early education programs for families living below the poverty line and designed to meet the comprehensive needs of families.

For source information on the data cited in this profile, please email:

[advocacy@actforchildren.org](mailto:advocacy@actforchildren.org)



# Child Care and Early Education Profile: 2023

5th State Senate District Senator Lakesia Collins

## A Snapshot of Children in State Senate District 5

**14,999** Children 0 to 5 } **78%** of children 0 to 5 live in households where all parents work  
**14,100** Children 6 to 12  
**29,099** Total children under 13

## What child care options are available to families?



**98** Child care centers can serve up to **9,243** children



**114** Licensed child care homes can serve up to **1,040** children



**439** License-exempt home caregivers can serve around **995** children

## How much are families paying for child care?

**MEDIAN FAMILY INCOME: \$82,176**

**INFANT:** Average annual price of licensed care



Home-based: **\$11,024**



Center-based: **\$22,484**

This is **13%-27%** of a family's income.

**PRESCHOOLER:** Average annual price of licensed care



Home-based: **\$9,612**



Center-based: **\$13,860**

This is **12%-17%** of a family's income.

The cost of center care rivals college tuition: **\$14,579**

## What programs support children & families in your district?

### CHILD CARE ASSISTANCE PROGRAM

ILLINOIS DEPARTMENT OF HUMAN SERVICES (IDHS)

**1,342** children age 0-2

**1,425** children age 3-5

**2,223** children age 6-12

**5,124** children served

**\$23,303,537**

in total CCAP payments to providers in the district

The Child Care Assistance Program (CCAP), funded through IDHS, helps families pay for child care while they work or go to school.

### EARLY CHILDHOOD BLOCK GRANT

ILLINOIS STATE BOARD OF EDUCATION (ISBE)

**15** Prevention Initiative programs

**715** children age 0-2

**57** Preschool for All programs

**2,049** children age 3-5

**2,764** children served

The Early Childhood Block Grant is funded by ISBE to help programs provide high-quality early education opportunities through Preschool for All (PFA) and Prevention Initiative (PI) services for infants, toddlers, and expectant families.

### HEAD START & EARLY HEAD START

US DEPARTMENT OF HEALTH & HUMAN SERVICES

**21** Early Head Start sites

**1,039** children age 0-2

**17** Head Start sites

**645** children age 3-5

**1,684** children served

Head Start programs for 3- and 4-year-olds, along with Early Head Start for infants and toddlers, are federally-funded early education programs for families living below the poverty line and designed to meet the comprehensive needs of families.

For source information on the data cited in this profile, please email:

[advocacy@actforchildren.org](mailto:advocacy@actforchildren.org)



# Child Care and Early Education Profile: 2023

6th State Senate District Senator Sara Feigenholtz

## A Snapshot of Children in State Senate District 6

**11,683** Children 0 to 5 } **76%** of children 0 to 5 live in households where all parents work  
**9,886** Children 6 to 12  
**21,569** Total children under 13

## What child care options are available to families?



**59** Child care centers can serve up to **5,232** children



**7** Licensed child care homes can serve up to **86** children



**9** License-exempt home caregivers can serve around **19** children

## How much are families paying for child care?

MEDIAN FAMILY INCOME: **\$198,143**

**INFANT:** Average annual price of licensed care



Home-based: **\$19,167**



Center-based: **\$22,538**

This is **10%-11%** of a family's income.

**PRESCHOOLER:** Average annual price of licensed care



Home-based: **\$19,167**



Center-based: **\$15,431**

This is **10%-8%** of a family's income.

The cost of center care rivals college tuition: **\$14,579**

## What programs support children & families in your district?

### CHILD CARE ASSISTANCE PROGRAM

ILLINOIS DEPARTMENT OF HUMAN SERVICES (IDHS)

**50** children age 0-2

**36** children age 3-5

**39** children age 6-12

**132** children served

**\$661,194**

in total CCAP payments to providers in the district

The Child Care Assistance Program (CCAP), funded through IDHS, helps families pay for child care while they work or go to school.

### EARLY CHILDHOOD BLOCK GRANT

ILLINOIS STATE BOARD OF EDUCATION (ISBE)

**2** Prevention Initiative programs

**13** children age 0-2

**16** Preschool for All programs

**702** children age 3-5

**715** children served

The Early Childhood Block Grant is funded by ISBE to help programs provide high-quality early education opportunities through Preschool for All (PFA) and Prevention Initiative (PI) services for infants, toddlers, and expectant families.

### HEAD START & EARLY HEAD START

US DEPARTMENT OF HEALTH & HUMAN SERVICES

**1** Early Head Start sites

**32** children age 0-2

**1** Head Start sites

**34** children age 3-5

**66** children served

Head Start programs for 3- and 4-year-olds, along with Early Head Start for infants and toddlers, are federally-funded early education programs for families living below the poverty line and designed to meet the comprehensive needs of families.

For source information on the data cited in this profile, please email:

[advocacy@actforchildren.org](mailto:advocacy@actforchildren.org)





# Child Care and Early Education Profile: 2023

7th State Senate District Senator Mike Simmons

## A Snapshot of Children in State Senate District 7

**13,820** Children 0 to 5 } **66%** of children 0 to 5 live in households where all parents work  
**11,485** Children 6 to 12  
**25,306** Total children under 13

## What child care options are available to families?



**74** Child care centers can serve up to **5,245** children



**30** Licensed child care homes can serve up to **300** children



**48** License-exempt home caregivers can serve around **101** children

## How much are families paying for child care?

**MEDIAN FAMILY INCOME: \$92,337**

**INFANT:** Average annual price of licensed care



Home-based: **\$15,244**



Center-based: **\$19,371**

This is **17%-21%** of a family's income.

**PRESCHOOLER:** Average annual price of licensed care



Home-based: **\$13,388**



Center-based: **\$13,212**

This is **14%-14%** of a family's income.

The cost of center care rivals college tuition: **\$14,579**

## What programs support children & families in your district?

### CHILD CARE ASSISTANCE PROGRAM

ILLINOIS DEPARTMENT OF HUMAN SERVICES (IDHS)

**646** children age 0-2

**690** children age 3-5

**535** children age 6-12

**1,887** children served

**\$10,098,837**

in total CCAP payments to providers in the district

The Child Care Assistance Program (CCAP), funded through IDHS, helps families pay for child care while they work or go to school.

### EARLY CHILDHOOD BLOCK GRANT

ILLINOIS STATE BOARD OF EDUCATION (ISBE)

**6** Prevention Initiative programs

**224** children age 0-2

**28** Preschool for All programs

**1,587** children age 3-5

**1,811** children served

The Early Childhood Block Grant is funded by ISBE to help programs provide high-quality early education opportunities through Preschool for All (PFA) and Prevention Initiative (PI) services for infants, toddlers, and expectant families.

### HEAD START & EARLY HEAD START

US DEPARTMENT OF HEALTH & HUMAN SERVICES

**11** Early Head Start sites

**281** children age 0-2

**7** Head Start sites

**420** children age 3-5

**701** children served

Head Start programs for 3- and 4-year-olds, along with Early Head Start for infants and toddlers, are federally-funded early education programs for families living below the poverty line and designed to meet the comprehensive needs of families.

For source information on the data cited in this profile, please email:

[advocacy@actforchildren.org](mailto:advocacy@actforchildren.org)



# Child Care and Early Education Profile: 2023

8th State Senate District Senator Ram Villivalam

## A Snapshot of Children in State Senate District 8

**18,072** Children 0 to 5 } **56%** of children 0 to 5 live in households where all parents work  
**20,124** Children 6 to 12  
**38,197** Total children under 13

## What child care options are available to families?



**61** Child care centers can serve up to **4,464** children



**45** Licensed child care homes can serve up to **496** children



**20** License-exempt home caregivers can serve around **51** children

## How much are families paying for child care?

**MEDIAN FAMILY INCOME: \$94,158**

**INFANT:** Average annual price of licensed care



Home-based: **\$12,245**



Center-based: **\$20,582**

This is **13%-22%** of a family's income.

**PRESCHOOLER:** Average annual price of licensed care



Home-based: **\$11,335**



Center-based: **\$12,515**

This is **12%-13%** of a family's income.

The cost of center care rivals college tuition: **\$14,579**

## What programs support children & families in your district?

### CHILD CARE ASSISTANCE PROGRAM

ILLINOIS DEPARTMENT OF HUMAN SERVICES (IDHS)

**497** children age 0-2

**645** children age 3-5

**657** children age 6-12

**1,816** children served

**\$9,196,434**

in total CCAP payments to providers in the district

The Child Care Assistance Program (CCAP), funded through IDHS, helps families pay for child care while they work or go to school.

### EARLY CHILDHOOD BLOCK GRANT

ILLINOIS STATE BOARD OF EDUCATION (ISBE)

**3** Prevention Initiative programs

**98** children age 0-2

**12** Preschool for All programs

**651** children age 3-5

**749** children served

The Early Childhood Block Grant is funded by ISBE to help programs provide high-quality early education opportunities through Preschool for All (PFA) and Prevention Initiative (PI) services for infants, toddlers, and expectant families.

### HEAD START & EARLY HEAD START

US DEPARTMENT OF HEALTH & HUMAN SERVICES

**2** Early Head Start sites

**64** children age 0-2

**2** Head Start sites

**114** children age 3-5

**178** children served

Head Start programs for 3- and 4-year-olds, along with Early Head Start for infants and toddlers, are federally-funded early education programs for families living below the poverty line and designed to meet the comprehensive needs of families.

For source information on the data cited in this profile, please email:

[advocacy@actforchildren.org](mailto:advocacy@actforchildren.org)





# Child Care and Early Education Profile: 2023

9th State Senate District Senator Laura Fine

## A Snapshot of Children in State Senate District 9

**15,453** Children 0 to 5 } **69%** of children 0 to 5 live in households where all parents work  
**19,620** Children 6 to 12  
**35,073** Total children under 13

## What child care options are available to families?



**80** Child care centers can serve up to **7,804** children



**38** Licensed child care homes can serve up to **355** children



**33** License-exempt home caregivers can serve around **74** children

## How much are families paying for child care?

**MEDIAN FAMILY INCOME: \$150,300**

**INFANT:** Average annual price of licensed care



Home-based: **\$15,013**



Center-based: **\$21,695**

This is **10%-14%** of a family's income.

**PRESCHOOLER:** Average annual price of licensed care



Home-based: **\$14,338**



Center-based: **\$17,259**

This is **10%-11%** of a family's income.

The cost of center care rivals college tuition: **\$14,579**

## What programs support children & families in your district?

### CHILD CARE ASSISTANCE PROGRAM

ILLINOIS DEPARTMENT OF HUMAN SERVICES (IDHS)

**196** children age 0-2

**227** children age 3-5

**233** children age 6-12

**661** children served

**\$2,903,190**

in total CCAP payments to providers in the district

The Child Care Assistance Program (CCAP), funded through IDHS, helps families pay for child care while they work or go to school.

### EARLY CHILDHOOD BLOCK GRANT

ILLINOIS STATE BOARD OF EDUCATION (ISBE)

**3** Prevention Initiative programs

**306** children age 0-2

**8** Preschool for All programs

**444** children age 3-5

**750** children served

The Early Childhood Block Grant is funded by ISBE to help programs provide high-quality early education opportunities through Preschool for All (PFA) and Prevention Initiative (PI) services for infants, toddlers, and expectant families.

### HEAD START & EARLY HEAD START

US DEPARTMENT OF HEALTH & HUMAN SERVICES

**4** Early Head Start sites

**112** children age 0-2

**3** Head Start sites

**181** children age 3-5

**293** children served

Head Start programs for 3- and 4-year-olds, along with Early Head Start for infants and toddlers, are federally-funded early education programs for families living below the poverty line and designed to meet the comprehensive needs of families.

For source information on the data cited in this profile, please email:

[advocacy@actforchildren.org](mailto:advocacy@actforchildren.org)



# Child Care and Early Education Profile: 2023

10th State Senate District Senator Robert F. Martwick

## A Snapshot of Children in State Senate District 10

**15,634** Children 0 to 5 } **70%** of children 0 to 5 live in households where all parents work  
**17,857** Children 6 to 12  
**33,492** Total children under 13

## What child care options are available to families?



**47** Child care centers can serve up to **2,859** children



**52** Licensed child care homes can serve up to **541** children



**38** License-exempt home caregivers can serve around **94** children

## How much are families paying for child care?

**MEDIAN FAMILY INCOME: \$98,902**

**INFANT:** Average annual price of licensed care



Home-based: **\$12,598**



Center-based: **\$17,707**

This is **13%-18%** of a family's income.

**PRESCHOOLER:** Average annual price of licensed care



Home-based: **\$10,774**



Center-based: **\$11,709**

This is **11%-12%** of a family's income.

The cost of center care rivals college tuition: **\$14,579**

## What programs support children & families in your district?

### CHILD CARE ASSISTANCE PROGRAM

ILLINOIS DEPARTMENT OF HUMAN SERVICES (IDHS)

**411** children age 0-2

**535** children age 3-5

**393** children age 6-12

**1,355** children served

**\$6,975,448**

in total CCAP payments to providers in the district

The Child Care Assistance Program (CCAP), funded through IDHS, helps families pay for child care while they work or go to school.

### EARLY CHILDHOOD BLOCK GRANT

ILLINOIS STATE BOARD OF EDUCATION (ISBE)

**0** Prevention Initiative programs

**0** children age 0-2

**21** Preschool for All programs

**1,712** children age 3-5

**1,712** children served

The Early Childhood Block Grant is funded by ISBE to help programs provide high-quality early education opportunities through Preschool for All (PFA) and Prevention Initiative (PI) services for infants, toddlers, and expectant families.

### HEAD START & EARLY HEAD START

US DEPARTMENT OF HEALTH & HUMAN SERVICES

**0** Early Head Start sites

**0** children age 0-2

**0** Head Start sites

**0** children age 3-5

**0** children served

Head Start programs for 3- and 4-year-olds, along with Early Head Start for infants and toddlers, are federally-funded early education programs for families living below the poverty line and designed to meet the comprehensive needs of families.

For source information on the data cited in this profile, please email:

[advocacy@actforchildren.org](mailto:advocacy@actforchildren.org)



# Child Care and Early Education Profile: 2023

11th State Senate District Senator Mike Porfirio

## A Snapshot of Children in State Senate District 11

**17,652** Children 0 to 5 } **65%** of children 0 to 5 live in households where all parents work  
**21,910** Children 6 to 12  
**39,563** Total children under 13

## What child care options are available to families?



**42** Child care centers can serve up to **2,793** children



**119** Licensed child care homes can serve up to **1,230** children



**135** License-exempt home caregivers can serve around **272** children

## How much are families paying for child care?

**MEDIAN FAMILY INCOME: \$80,694**

**INFANT:** Average annual price of licensed care



Home-based: **\$10,794**



Center-based: **\$15,254**

This is **13%-19%** of a family's income.

**PRESCHOOLER:** Average annual price of licensed care



Home-based: **\$9,313**



Center-based: **\$10,460**

This is **12%-13%** of a family's income.

The cost of center care rivals college tuition: **\$14,579**

## What programs support children & families in your district?

### CHILD CARE ASSISTANCE PROGRAM

ILLINOIS DEPARTMENT OF HUMAN SERVICES (IDHS)

**910** children age 0-2

**1,031** children age 3-5

**1,117** children age 6-12

**3,092** children served

**\$15,516,995**

in total CCAP payments to providers in the district

The Child Care Assistance Program (CCAP), funded through IDHS, helps families pay for child care while they work or go to school.

### EARLY CHILDHOOD BLOCK GRANT

ILLINOIS STATE BOARD OF EDUCATION (ISBE)

**3** Prevention Initiative programs

**198** children age 0-2

**32** Preschool for All programs

**1,600** children age 3-5

**1,798** children served

The Early Childhood Block Grant is funded by ISBE to help programs provide high-quality early education opportunities through Preschool for All (PFA) and Prevention Initiative (PI) services for infants, toddlers, and expectant families.

### HEAD START & EARLY HEAD START

US DEPARTMENT OF HEALTH & HUMAN SERVICES

**2** Early Head Start sites

**48** children age 0-2

**3** Head Start sites

**44** children age 3-5

**92** children served

Head Start programs for 3- and 4-year-olds, along with Early Head Start for infants and toddlers, are federally-funded early education programs for families living below the poverty line and designed to meet the comprehensive needs of families.

For source information on the data cited in this profile, please email:

[advocacy@actforchildren.org](mailto:advocacy@actforchildren.org)



# Child Care and Early Education Profile: 2023

12th State Senate District Senator Celina Villanueva

## A Snapshot of Children in State Senate District 12

**14,624** Children 0 to 5 } **65%** of children 0 to 5 live in households where all parents work  
**20,093** Children 6 to 12  
**34,717** Total children under 13

## What child care options are available to families?



**49** Child care centers can serve up to **5,343** children



**56** Licensed child care homes can serve up to **581** children



**112** License-exempt home caregivers can serve around **248** children

## How much are families paying for child care?

**MEDIAN FAMILY INCOME: \$52,919**

**INFANT:** Average annual price of licensed care



Home-based: **\$10,738**



Center-based: **\$14,464**

This is **20%-27%** of a family's income.

**PRESCHOOLER:** Average annual price of licensed care



Home-based: **\$9,160**



Center-based: **\$10,124**

This is **17%-19%** of a family's income.

The cost of center care rivals college tuition: **\$14,579**

## What programs support children & families in your district?

### CHILD CARE ASSISTANCE PROGRAM

ILLINOIS DEPARTMENT OF HUMAN SERVICES (IDHS)

**952** children age 0-2

**1,277** children age 3-5

**1,592** children age 6-12

**3,855** children served

**\$22,240,097**

in total CCAP payments to providers in the district

The Child Care Assistance Program (CCAP), funded through IDHS, helps families pay for child care while they work or go to school.

### EARLY CHILDHOOD BLOCK GRANT

ILLINOIS STATE BOARD OF EDUCATION (ISBE)

**9** Prevention Initiative programs

**412** children age 0-2

**51** Preschool for All programs

**2,075** children age 3-5

**2,487** children served

The Early Childhood Block Grant is funded by ISBE to help programs provide high-quality early education opportunities through Preschool for All (PFA) and Prevention Initiative (PI) services for infants, toddlers, and expectant families.

### HEAD START & EARLY HEAD START

US DEPARTMENT OF HEALTH & HUMAN SERVICES

**18** Early Head Start sites

**786** children age 0-2

**13** Head Start sites

**758** children age 3-5

**1,544** children served

Head Start programs for 3- and 4-year-olds, along with Early Head Start for infants and toddlers, are federally-funded early education programs for families living below the poverty line and designed to meet the comprehensive needs of families.

For source information on the data cited in this profile, please email:

[advocacy@actforchildren.org](mailto:advocacy@actforchildren.org)



# Child Care and Early Education Profile: 2023

13th State Senate District Senator Robert Peters

## A Snapshot of Children in State Senate District 13

**14,073** Children 0 to 5 } **77%** of children 0 to 5 live in households where all parents work  
**15,404** Children 6 to 12  
**29,477** Total children under 13

## What child care options are available to families?



**75** Child care centers can serve up to **6,795** children



**96** Licensed child care homes can serve up to **911** children



**212** License-exempt home caregivers can serve around **452** children

## How much are families paying for child care?

**MEDIAN FAMILY INCOME: \$82,379**

**INFANT:** Average annual price of licensed care



Home-based: **\$10,417**



Center-based: **\$17,424**

This is **13%-21%** of a family's income.

**PRESCHOOLER:** Average annual price of licensed care



Home-based: **\$9,159**



Center-based: **\$12,634**

This is **11%-15%** of a family's income.

The cost of center care rivals college tuition: **\$14,579**

## What programs support children & families in your district?

### CHILD CARE ASSISTANCE PROGRAM

ILLINOIS DEPARTMENT OF HUMAN SERVICES (IDHS)

**1,447** children age 0-2

**1,644** children age 3-5

**1,894** children age 6-12

**5,076** children served

**\$24,036,603**

in total CCAP payments to providers in the district

The Child Care Assistance Program (CCAP), funded through IDHS, helps families pay for child care while they work or go to school.

### EARLY CHILDHOOD BLOCK GRANT

ILLINOIS STATE BOARD OF EDUCATION (ISBE)

**14** Prevention Initiative programs

**709** children age 0-2

**38** Preschool for All programs

**1,513** children age 3-5

**2,222** children served

The Early Childhood Block Grant is funded by ISBE to help programs provide high-quality early education opportunities through Preschool for All (PFA) and Prevention Initiative (PI) services for infants, toddlers, and expectant families.

### HEAD START & EARLY HEAD START

US DEPARTMENT OF HEALTH & HUMAN SERVICES

**16** Early Head Start sites

**448** children age 0-2

**12** Head Start sites

**346** children age 3-5

**794** children served

Head Start programs for 3- and 4-year-olds, along with Early Head Start for infants and toddlers, are federally-funded early education programs for families living below the poverty line and designed to meet the comprehensive needs of families.

For source information on the data cited in this profile, please email:

[advocacy@actforchildren.org](mailto:advocacy@actforchildren.org)



# Child Care and Early Education Profile: 2023

14th State Senate District Senator Emil Jones

## A Snapshot of Children in State Senate District 14

**16,351** Children 0 to 5 } **73%** of children 0 to 5 live in households where all parents work  
**19,273** Children 6 to 12  
**35,624** Total children under 13

## What child care options are available to families?



**73** Child care centers can serve up to **5,249** children



**203** Licensed child care homes can serve up to **1,864** children



**342** License-exempt home caregivers can serve around **824** children

## How much are families paying for child care?

**MEDIAN FAMILY INCOME: \$76,735**

**INFANT:** Average annual price of licensed care



Home-based: **\$10,476**



Center-based: **\$14,088**

This is **14%-18%** of a family's income.

**PRESCHOOLER:** Average annual price of licensed care



Home-based: **\$9,064**



Center-based: **\$10,098**

This is **12%-13%** of a family's income.

The cost of center care rivals college tuition: **\$14,579**

## What programs support children & families in your district?

### CHILD CARE ASSISTANCE PROGRAM

ILLINOIS DEPARTMENT OF HUMAN SERVICES (IDHS)

**1,715** children age 0-2  
**1,968** children age 3-5  
**2,344** children age 6-12

**6,124** children served

**\$30,702,990**

in total CCAP payments to providers in the district

The Child Care Assistance Program (CCAP), funded through IDHS, helps families pay for child care while they work or go to school.

### EARLY CHILDHOOD BLOCK GRANT

ILLINOIS STATE BOARD OF EDUCATION (ISBE)

**8** Prevention Initiative programs  
**293** children age 0-2  
**50** Preschool for All programs  
**2,004** children age 3-5

**2,297** children served

The Early Childhood Block Grant is funded by ISBE to help programs provide high-quality early education opportunities through Preschool for All (PFA) and Prevention Initiative (PI) services for infants, toddlers, and expectant families.

### HEAD START & EARLY HEAD START

US DEPARTMENT OF HEALTH & HUMAN SERVICES

**16** Early Head Start sites  
**323** children age 0-2  
**13** Head Start sites  
**229** children age 3-5

**552** children served

Head Start programs for 3- and 4-year-olds, along with Early Head Start for infants and toddlers, are federally-funded early education programs for families living below the poverty line and designed to meet the comprehensive needs of families.

For source information on the data cited in this profile, please email:

[advocacy@actforchildren.org](mailto:advocacy@actforchildren.org)





# Child Care and Early Education Profile: 2023

15th State Senate District Senator Napoleon Harris

## A Snapshot of Children in State Senate District 15

**14,801** Children 0 to 5 } **69%** of children 0 to 5 live in households where all parents work  
**21,335** Children 6 to 12  
**36,136** Total children under 13

## What child care options are available to families?



**67** Child care centers can serve up to **5,666** children



**211** Licensed child care homes can serve up to **1,941** children



**347** License-exempt home caregivers can serve around **806** children

## How much are families paying for child care?

**MEDIAN FAMILY INCOME: \$75,407**

**INFANT:** Average annual price of licensed care



Home-based: **\$10,439**



Center-based: **\$13,871**

This is **14%-18%** of a family's income.

**PRESCHOOLER:** Average annual price of licensed care



Home-based: **\$8,909**



Center-based: **\$10,038**

This is **12%-13%** of a family's income.

The cost of center care rivals college tuition: **\$14,579**

## What programs support children & families in your district?

### CHILD CARE ASSISTANCE PROGRAM

ILLINOIS DEPARTMENT OF HUMAN SERVICES (IDHS)

**1,981** children age 0-2

**2,226** children age 3-5

**2,788** children age 6-12

**7,105** children served

**\$36,121,211**

in total CCAP payments to providers in the district

The Child Care Assistance Program (CCAP), funded through IDHS, helps families pay for child care while they work or go to school.

### EARLY CHILDHOOD BLOCK GRANT

ILLINOIS STATE BOARD OF EDUCATION (ISBE)

**17** Prevention Initiative programs

**846** children age 0-2

**38** Preschool for All programs

**2,201** children age 3-5

**3,047** children served

The Early Childhood Block Grant is funded by ISBE to help programs provide high-quality early education opportunities through Preschool for All (PFA) and Prevention Initiative (PI) services for infants, toddlers, and expectant families.

### HEAD START & EARLY HEAD START

US DEPARTMENT OF HEALTH & HUMAN SERVICES

**9** Early Head Start sites

**284** children age 0-2

**8** Head Start sites

**345** children age 3-5

**629** children served

Head Start programs for 3- and 4-year-olds, along with Early Head Start for infants and toddlers, are federally-funded early education programs for families living below the poverty line and designed to meet the comprehensive needs of families.

For source information on the data cited in this profile, please email:

[advocacy@actforchildren.org](mailto:advocacy@actforchildren.org)



# Child Care and Early Education Profile: 2023

16th State Senate District Senator Willie Preston

## A Snapshot of Children in State Senate District 16

**17,132** Children 0 to 5 } **67%** of children 0 to 5 live in households where all parents work  
**21,296** Children 6 to 12  
**38,428** Total children under 13

## What child care options are available to families?



**86** Child care centers can serve up to **5,700** children



**272** Licensed child care homes can serve up to **2,713** children



**381** License-exempt home caregivers can serve around **917** children

## How much are families paying for child care?

**MEDIAN FAMILY INCOME: \$61,795**

**INFANT:** Average annual price of licensed care



Home-based: **\$10,781**



Center-based: **\$14,533**

This is **17%-24%** of a family's income.

**PRESCHOOLER:** Average annual price of licensed care



Home-based: **\$9,117**



Center-based: **\$10,248**

This is **15%-17%** of a family's income.

The cost of center care rivals college tuition: **\$14,579**

## What programs support children & families in your district?

### CHILD CARE ASSISTANCE PROGRAM

ILLINOIS DEPARTMENT OF HUMAN SERVICES (IDHS)

**1,916** children age 0-2

**2,200** children age 3-5

**2,584** children age 6-12

**6,821** children served

**\$34,001,568**

in total CCAP payments to providers in the district

The Child Care Assistance Program (CCAP), funded through IDHS, helps families pay for child care while they work or go to school.

### EARLY CHILDHOOD BLOCK GRANT

ILLINOIS STATE BOARD OF EDUCATION (ISBE)

**10** Prevention Initiative programs

**352** children age 0-2

**49** Preschool for All programs

**2,235** children age 3-5

**2,587** children served

The Early Childhood Block Grant is funded by ISBE to help programs provide high-quality early education opportunities through Preschool for All (PFA) and Prevention Initiative (PI) services for infants, toddlers, and expectant families.

### HEAD START & EARLY HEAD START

US DEPARTMENT OF HEALTH & HUMAN SERVICES

**29** Early Head Start sites

**520** children age 0-2

**25** Head Start sites

**637** children age 3-5

**1,157** children served

Head Start programs for 3- and 4-year-olds, along with Early Head Start for infants and toddlers, are federally-funded early education programs for families living below the poverty line and designed to meet the comprehensive needs of families.

For source information on the data cited in this profile, please email:

[advocacy@actforchildren.org](mailto:advocacy@actforchildren.org)



# Child Care and Early Education Profile: 2023

17th State Senate District Senator Elgie Sims

## A Snapshot of Children in State Senate District 17

**14,086** Children 0 to 5 } **72%** of children 0 to 5 live in households where all parents work  
**19,759** Children 6 to 12  
**33,845** Total children under 13

## What child care options are available to families?



**82** Child care centers can serve up to **5,580** children



**284** Licensed child care homes can serve up to **2,833** children



**401** License-exempt home caregivers can serve around **939** children

## How much are families paying for child care?

**MEDIAN FAMILY INCOME: \$65,507**

**INFANT:** Average annual price of licensed care



Home-based: **\$10,549**



Center-based: **\$13,764**

This is **16%-21%** of a family's income.

**PRESCHOOLER:** Average annual price of licensed care



Home-based: **\$9,062**



Center-based: **\$10,171**

This is **14%-16%** of a family's income.

The cost of center care rivals college tuition: **\$14,579**

## What programs support children & families in your district?

### CHILD CARE ASSISTANCE PROGRAM

ILLINOIS DEPARTMENT OF HUMAN SERVICES (IDHS)

**2,262** children age 0-2

**2,457** children age 3-5

**3,042** children age 6-12

**7,869** children served

**\$40,452,330**

in total CCAP payments to providers in the district

The Child Care Assistance Program (CCAP), funded through IDHS, helps families pay for child care while they work or go to school.

### EARLY CHILDHOOD BLOCK GRANT

ILLINOIS STATE BOARD OF EDUCATION (ISBE)

**12** Prevention Initiative programs

**412** children age 0-2

**51** Preschool for All programs

**1,851** children age 3-5

**2,263** children served

The Early Childhood Block Grant is funded by ISBE to help programs provide high-quality early education opportunities through Preschool for All (PFA) and Prevention Initiative (PI) services for infants, toddlers, and expectant families.

### HEAD START & EARLY HEAD START

US DEPARTMENT OF HEALTH & HUMAN SERVICES

**20** Early Head Start sites

**429** children age 0-2

**23** Head Start sites

**501** children age 3-5

**930** children served

Head Start programs for 3- and 4-year-olds, along with Early Head Start for infants and toddlers, are federally-funded early education programs for families living below the poverty line and designed to meet the comprehensive needs of families.

For source information on the data cited in this profile, please email:

[advocacy@actforchildren.org](mailto:advocacy@actforchildren.org)



# Child Care and Early Education Profile: 2023

18th State Senate District Senator Bill Cunningham

## A Snapshot of Children in State Senate District 18

**15,266** Children 0 to 5 } **70%** of children 0 to 5 live in households where all parents work  
**19,757** Children 6 to 12  
**35,023** Total children under 13

## What child care options are available to families?



**38** Child care centers can serve up to **3,030** children



**55** Licensed child care homes can serve up to **519** children



**79** License-exempt home caregivers can serve around **169** children

## How much are families paying for child care?

**MEDIAN FAMILY INCOME: \$104,463**

**INFANT:** Average annual price of licensed care



Home-based: **\$10,613**



Center-based: **\$14,645**

This is **10%-14%** of a family's income.

**PRESCHOOLER:** Average annual price of licensed care



Home-based: **\$9,096**



Center-based: **\$11,148**

This is **9%-11%** of a family's income.

The cost of center care rivals college tuition: **\$14,579**

## What programs support children & families in your district?

### CHILD CARE ASSISTANCE PROGRAM

ILLINOIS DEPARTMENT OF HUMAN SERVICES (IDHS)

**570** children age 0-2

**607** children age 3-5

**590** children age 6-12

**1,788** children served

**\$8,780,160**

in total CCAP payments to providers in the district

The Child Care Assistance Program (CCAP), funded through IDHS, helps families pay for child care while they work or go to school.

### EARLY CHILDHOOD BLOCK GRANT

ILLINOIS STATE BOARD OF EDUCATION (ISBE)

**3** Prevention Initiative programs

**122** children age 0-2

**15** Preschool for All programs

**961** children age 3-5

**1,083** children served

The Early Childhood Block Grant is funded by ISBE to help programs provide high-quality early education opportunities through Preschool for All (PFA) and Prevention Initiative (PI) services for infants, toddlers, and expectant families.

### HEAD START & EARLY HEAD START

US DEPARTMENT OF HEALTH & HUMAN SERVICES

**3** Early Head Start sites

**40** children age 0-2

**4** Head Start sites

**78** children age 3-5

**118** children served

Head Start programs for 3- and 4-year-olds, along with Early Head Start for infants and toddlers, are federally-funded early education programs for families living below the poverty line and designed to meet the comprehensive needs of families.

For source information on the data cited in this profile, please email:

[advocacy@actforchildren.org](mailto:advocacy@actforchildren.org)



# Child Care and Early Education Profile: 2023

19th State Senate District Senator Michael E. Hastings

## A Snapshot of Children in State Senate District 19

**13,738** Children 0 to 5 } **73%** of children 0 to 5 live in households where all parents work  
**20,506** Children 6 to 12  
**34,244** Total children under 13

## What child care options are available to families?



**37** Child care centers can serve up to **4,191** children



**97** Licensed child care homes can serve up to **929** children



**118** License-exempt home caregivers can serve around **286** children

## How much are families paying for child care?

**MEDIAN FAMILY INCOME: \$116,450**

**INFANT:** Average annual price of licensed care



Home-based: **\$10,380**



Center-based: **\$15,078**

This is **9%-13%** of a family's income.

**PRESCHOOLER:** Average annual price of licensed care



Home-based: **\$8,805**



Center-based: **\$11,278**

This is **8%-10%** of a family's income.

The cost of center care rivals college tuition: **\$14,579**

## What programs support children & families in your district?

### CHILD CARE ASSISTANCE PROGRAM

ILLINOIS DEPARTMENT OF HUMAN SERVICES (IDHS)

**736** children age 0-2

**801** children age 3-5

**997** children age 6-12

**2,577** children served

**\$12,653,410**

in total CCAP payments to providers in the district

The Child Care Assistance Program (CCAP), funded through IDHS, helps families pay for child care while they work or go to school.

### EARLY CHILDHOOD BLOCK GRANT

ILLINOIS STATE BOARD OF EDUCATION (ISBE)

**4** Prevention Initiative programs

**89** children age 0-2

**12** Preschool for All programs

**500** children age 3-5

**589** children served

The Early Childhood Block Grant is funded by ISBE to help programs provide high-quality early education opportunities through Preschool for All (PFA) and Prevention Initiative (PI) services for infants, toddlers, and expectant families.

### HEAD START & EARLY HEAD START

US DEPARTMENT OF HEALTH & HUMAN SERVICES

**1** Early Head Start sites

**16** children age 0-2

**1** Head Start sites

**35** children age 3-5

**51** children served

Head Start programs for 3- and 4-year-olds, along with Early Head Start for infants and toddlers, are federally-funded early education programs for families living below the poverty line and designed to meet the comprehensive needs of families.

For source information on the data cited in this profile, please email:

[advocacy@actforchildren.org](mailto:advocacy@actforchildren.org)



# Child Care and Early Education Profile: 2023

20th State Senate District Senator Natalie Toro

## A Snapshot of Children in State Senate District 20

**16,298** Children 0 to 5 } **72%** of children 0 to 5 live in households where all parents work  
**17,168** Children 6 to 12  
**33,466** Total children under 13

## What child care options are available to families?



**60** Child care centers can serve up to **4,890** children



**111** Licensed child care homes can serve up to **1,276** children



**62** License-exempt home caregivers can serve around **134** children

## How much are families paying for child care?

**MEDIAN FAMILY INCOME: \$88,946**

**INFANT:** Average annual price of licensed care



Home-based: **\$11,662**



Center-based: **\$18,921**

This is **13%-21%** of a family's income.

**PRESCHOOLER:** Average annual price of licensed care



Home-based: **\$10,460**



Center-based: **\$13,984**

This is **12%-16%** of a family's income.

The cost of center care rivals college tuition: **\$14,579**

## What programs support children & families in your district?

### CHILD CARE ASSISTANCE PROGRAM

ILLINOIS DEPARTMENT OF HUMAN SERVICES (IDHS)

**934** children age 0-2

**973** children age 3-5

**1,093** children age 6-12

**3,021** children served

**\$16,272,932**

in total CCAP payments to providers in the district

The Child Care Assistance Program (CCAP), funded through IDHS, helps families pay for child care while they work or go to school.

### EARLY CHILDHOOD BLOCK GRANT

ILLINOIS STATE BOARD OF EDUCATION (ISBE)

**6** Prevention Initiative programs

**144** children age 0-2

**29** Preschool for All programs

**1,689** children age 3-5

**1,833** children served

The Early Childhood Block Grant is funded by ISBE to help programs provide high-quality early education opportunities through Preschool for All (PFA) and Prevention Initiative (PI) services for infants, toddlers, and expectant families.

### HEAD START & EARLY HEAD START

US DEPARTMENT OF HEALTH & HUMAN SERVICES

**6** Early Head Start sites

**157** children age 0-2

**4** Head Start sites

**103** children age 3-5

**260** children served

Head Start programs for 3- and 4-year-olds, along with Early Head Start for infants and toddlers, are federally-funded early education programs for families living below the poverty line and designed to meet the comprehensive needs of families.

For source information on the data cited in this profile, please email:

[advocacy@actforchildren.org](mailto:advocacy@actforchildren.org)





# Child Care and Early Education Profile: 2023

21st State Senate District Senator Laura Ellman

## A Snapshot of Children in State Senate District 21

**15,523** Children 0 to 5 } **64%** of children 0 to 5 live in households where all parents work  
**20,622** Children 6 to 12  
**36,145** Total children under 13

## What child care options are available to families?



**71** Child care centers can serve up to **6,658** children



**45** Licensed child care homes can serve up to **461** children



**28** License-exempt home caregivers can serve around **60** children

## How much are families paying for child care?

**MEDIAN FAMILY INCOME: \$139,565**

**INFANT:** Average annual price of licensed care



Home-based: **\$12,655**



Center-based: **\$17,896**

This is **9%-13%** of a family's income.

**PRESCHOOLER:** Average annual price of licensed care



Home-based: **\$11,466**



Center-based: **\$13,807**

This is **8%-10%** of a family's income.

The cost of center care rivals college tuition: **\$14,579**

## What programs support children & families in your district?

### CHILD CARE ASSISTANCE PROGRAM

ILLINOIS DEPARTMENT OF HUMAN SERVICES (IDHS)

**269** children age 0-2

**343** children age 3-5

**281** children age 6-12

**896** children served

**\$4,086,581**

in total CCAP payments to providers in the district

The Child Care Assistance Program (CCAP), funded through IDHS, helps families pay for child care while they work or go to school.

### EARLY CHILDHOOD BLOCK GRANT

ILLINOIS STATE BOARD OF EDUCATION (ISBE)

**4** Prevention Initiative programs

**107** children age 0-2

**6** Preschool for All programs

**470** children age 3-5

**577** children served

The Early Childhood Block Grant is funded by ISBE to help programs provide high-quality early education opportunities through Preschool for All (PFA) and Prevention Initiative (PI) services for infants, toddlers, and expectant families.

### HEAD START & EARLY HEAD START

US DEPARTMENT OF HEALTH & HUMAN SERVICES

**0** Early Head Start sites

**0** children age 0-2

**2** Head Start sites

**57** children age 3-5

**57** children served

Head Start programs for 3- and 4-year-olds, along with Early Head Start for infants and toddlers, are federally-funded early education programs for families living below the poverty line and designed to meet the comprehensive needs of families.

For source information on the data cited in this profile, please email:

[advocacy@actforchildren.org](mailto:advocacy@actforchildren.org)



# Child Care and Early Education Profile: 2023

22nd State Senate District Senator Cristina Castro

## A Snapshot of Children in State Senate District 22

**18,418** Children 0 to 5 } **62%** of children 0 to 5 live in households where all parents work  
**21,739** Children 6 to 12  
**40,157** Total children under 13

## What child care options are available to families?



**36** Child care centers can serve up to **4,316** children



**19** Licensed child care homes can serve up to **169** children



**54** License-exempt home caregivers can serve around **119** children

## How much are families paying for child care?

**MEDIAN FAMILY INCOME: \$85,094**

**INFANT:** Average annual price of licensed care



Home-based: **\$10,975**



Center-based: **\$16,090**

This is **13%-19%** of a family's income.

**PRESCHOOLER:** Average annual price of licensed care



Home-based: **\$10,001**



Center-based: **\$12,586**

This is **12%-15%** of a family's income.

The cost of center care rivals college tuition: **\$14,579**

## What programs support children & families in your district?

### CHILD CARE ASSISTANCE PROGRAM

ILLINOIS DEPARTMENT OF HUMAN SERVICES (IDHS)

**702** children age 0-2

**957** children age 3-5

**908** children age 6-12

**2,579** children served

**\$12,494,479**

in total CCAP payments to providers in the district

The Child Care Assistance Program (CCAP), funded through IDHS, helps families pay for child care while they work or go to school.

### EARLY CHILDHOOD BLOCK GRANT

ILLINOIS STATE BOARD OF EDUCATION (ISBE)

**5** Prevention Initiative programs

**406** children age 0-2

**6** Preschool for All programs

**752** children age 3-5

**1,158** children served

The Early Childhood Block Grant is funded by ISBE to help programs provide high-quality early education opportunities through Preschool for All (PFA) and Prevention Initiative (PI) services for infants, toddlers, and expectant families.

### HEAD START & EARLY HEAD START

US DEPARTMENT OF HEALTH & HUMAN SERVICES

**1** Early Head Start sites

**112** children age 0-2

**4** Head Start sites

**145** children age 3-5

**257** children served

Head Start programs for 3- and 4-year-olds, along with Early Head Start for infants and toddlers, are federally-funded early education programs for families living below the poverty line and designed to meet the comprehensive needs of families.

For source information on the data cited in this profile, please email:

[advocacy@actforchildren.org](mailto:advocacy@actforchildren.org)



# Child Care and Early Education Profile: 2023

23rd State Senate District Senator Suzy Glowiak Hilton

## A Snapshot of Children in State Senate District 23

**16,441** Children 0 to 5 } **68%** of children 0 to 5 live in households where all parents work  
**19,937** Children 6 to 12  
**36,378** Total children under 13

## What child care options are available to families?



**55** Child care centers can serve up to **5,042** children



**46** Licensed child care homes can serve up to **470** children



**52** License-exempt home caregivers can serve around **104** children

## How much are families paying for child care?

MEDIAN FAMILY INCOME: **\$113,280**

**INFANT:** Average annual price of licensed care



Home-based: **\$12,520**



Center-based: **\$20,365**

This is **11%-18%** of a family's income.

**PRESCHOOLER:** Average annual price of licensed care



Home-based: **\$10,570**



Center-based: **\$15,353**

This is **9%-14%** of a family's income.

The cost of center care rivals college tuition: **\$14,579**

## What programs support children & families in your district?

### CHILD CARE ASSISTANCE PROGRAM

ILLINOIS DEPARTMENT OF HUMAN SERVICES (IDHS)

**417** children age 0-2

**533** children age 3-5

**487** children age 6-12

**1,447** children served

**\$7,194,529**

in total CCAP payments to providers in the district

The Child Care Assistance Program (CCAP), funded through IDHS, helps families pay for child care while they work or go to school.

### EARLY CHILDHOOD BLOCK GRANT

ILLINOIS STATE BOARD OF EDUCATION (ISBE)

**4** Prevention Initiative programs

**97** children age 0-2

**10** Preschool for All programs

**690** children age 3-5

**787** children served

The Early Childhood Block Grant is funded by ISBE to help programs provide high-quality early education opportunities through Preschool for All (PFA) and Prevention Initiative (PI) services for infants, toddlers, and expectant families.

### HEAD START & EARLY HEAD START

US DEPARTMENT OF HEALTH & HUMAN SERVICES

**1** Early Head Start sites

**16** children age 0-2

**0** Head Start sites

**0** children age 3-5

**16** children served

Head Start programs for 3- and 4-year-olds, along with Early Head Start for infants and toddlers, are federally-funded early education programs for families living below the poverty line and designed to meet the comprehensive needs of families.

For source information on the data cited in this profile, please email:

[advocacy@actforchildren.org](mailto:advocacy@actforchildren.org)



# Child Care and Early Education Profile: 2023

24th State Senate District Senator Seth Lewis

## A Snapshot of Children in State Senate District 24

**14,032** Children 0 to 5 } **69%** of children 0 to 5 live in households where all parents work  
**18,130** Children 6 to 12  
**32,162** Total children under 13

## What child care options are available to families?



**67** Child care centers can serve up to **7,563** children



**41** Licensed child care homes can serve up to **429** children



**21** License-exempt home caregivers can serve around **43** children

## How much are families paying for child care?

**MEDIAN FAMILY INCOME: \$123,865**

**INFANT:** Average annual price of licensed care



Home-based: **\$12,192**



Center-based: **\$19,056**

This is **10%-15%** of a family's income.

**PRESCHOOLER:** Average annual price of licensed care



Home-based: **\$10,906**



Center-based: **\$13,109**

This is **9%-11%** of a family's income.

The cost of center care rivals college tuition: **\$14,579**

## What programs support children & families in your district?

### CHILD CARE ASSISTANCE PROGRAM

ILLINOIS DEPARTMENT OF HUMAN SERVICES (IDHS)

**240** children age 0-2

**266** children age 3-5

**221** children age 6-12

**734** children served

**\$3,500,707**

in total CCAP payments to providers in the district

The Child Care Assistance Program (CCAP), funded through IDHS, helps families pay for child care while they work or go to school.

### EARLY CHILDHOOD BLOCK GRANT

ILLINOIS STATE BOARD OF EDUCATION (ISBE)

**3** Prevention Initiative programs

**247** children age 0-2

**8** Preschool for All programs

**510** children age 3-5

**757** children served

The Early Childhood Block Grant is funded by ISBE to help programs provide high-quality early education opportunities through Preschool for All (PFA) and Prevention Initiative (PI) services for infants, toddlers, and expectant families.

### HEAD START & EARLY HEAD START

US DEPARTMENT OF HEALTH & HUMAN SERVICES

**1** Early Head Start sites

**139** children age 0-2

**4** Head Start sites

**107** children age 3-5

**246** children served

Head Start programs for 3- and 4-year-olds, along with Early Head Start for infants and toddlers, are federally-funded early education programs for families living below the poverty line and designed to meet the comprehensive needs of families.

For source information on the data cited in this profile, please email:

[advocacy@actforchildren.org](mailto:advocacy@actforchildren.org)



# Child Care and Early Education Profile: 2023

25th State Senate District Senator Karina Villa

## A Snapshot of Children in State Senate District 25

**16,989** Children 0 to 5 } **65%** of children 0 to 5 live in households where all parents work  
**22,894** Children 6 to 12  
**39,883** Total children under 13

## What child care options are available to families?



**43** Child care centers can serve up to **3,898** children



**54** Licensed child care homes can serve up to **579** children



**61** License-exempt home caregivers can serve around **140** children

## How much are families paying for child care?

**MEDIAN FAMILY INCOME: \$96,592**

**INFANT:** Average annual price of licensed care



Home-based: **\$11,327**



Center-based: **\$15,863**

This is **12%-16%** of a family's income.

**PRESCHOOLER:** Average annual price of licensed care



Home-based: **\$10,528**



Center-based: **\$12,151**

This is **11%-13%** of a family's income.

The cost of center care rivals college tuition: **\$14,579**

## What programs support children & families in your district?

### CHILD CARE ASSISTANCE PROGRAM

ILLINOIS DEPARTMENT OF HUMAN SERVICES (IDHS)

**850** children age 0-2

**870** children age 3-5

**737** children age 6-12

**2,470** children served

**\$13,270,305**

in total CCAP payments to providers in the district

The Child Care Assistance Program (CCAP), funded through IDHS, helps families pay for child care while they work or go to school.

### EARLY CHILDHOOD BLOCK GRANT

ILLINOIS STATE BOARD OF EDUCATION (ISBE)

**7** Prevention Initiative programs

**698** children age 0-2

**22** Preschool for All programs

**1,963** children age 3-5

**2,661** children served

The Early Childhood Block Grant is funded by ISBE to help programs provide high-quality early education opportunities through Preschool for All (PFA) and Prevention Initiative (PI) services for infants, toddlers, and expectant families.

### HEAD START & EARLY HEAD START

US DEPARTMENT OF HEALTH & HUMAN SERVICES

**3** Early Head Start sites

**114** children age 0-2

**4** Head Start sites

**218** children age 3-5

**332** children served

Head Start programs for 3- and 4-year-olds, along with Early Head Start for infants and toddlers, are federally-funded early education programs for families living below the poverty line and designed to meet the comprehensive needs of families.

For source information on the data cited in this profile, please email:

[advocacy@actforchildren.org](mailto:advocacy@actforchildren.org)



# Child Care and Early Education Profile: 2023

26th State Senate District Senator Dan McConchie

## A Snapshot of Children in State Senate District 26

**14,217** Children 0 to 5 } **67%** of children 0 to 5 live in households where all parents work  
**20,666** Children 6 to 12  
**34,883** Total children under 13

## What child care options are available to families?



**67** Child care centers can serve up to **5,987** children



**24** Licensed child care homes can serve up to **240** children



**15** License-exempt home caregivers can serve around **31** children

## How much are families paying for child care?

**MEDIAN FAMILY INCOME: \$149,486**

**INFANT:** Average annual price of licensed care



Home-based: **\$12,145**



Center-based: **\$18,811**

This is **8%-13%** of a family's income.

**PRESCHOOLER:** Average annual price of licensed care



Home-based: **\$10,925**



Center-based: **\$13,774**

This is **7%-9%** of a family's income.

The cost of center care rivals college tuition: **\$14,579**

## What programs support children & families in your district?

### CHILD CARE ASSISTANCE PROGRAM

ILLINOIS DEPARTMENT OF HUMAN SERVICES (IDHS)

**179** children age 0-2

**207** children age 3-5

**180** children age 6-12

**568** children served

**\$2,781,399**

in total CCAP payments to providers in the district

The Child Care Assistance Program (CCAP), funded through IDHS, helps families pay for child care while they work or go to school.

### EARLY CHILDHOOD BLOCK GRANT

ILLINOIS STATE BOARD OF EDUCATION (ISBE)

**1** Prevention Initiative programs

**24** children age 0-2

**10** Preschool for All programs

**639** children age 3-5

**663** children served

The Early Childhood Block Grant is funded by ISBE to help programs provide high-quality early education opportunities through Preschool for All (PFA) and Prevention Initiative (PI) services for infants, toddlers, and expectant families.

### HEAD START & EARLY HEAD START

US DEPARTMENT OF HEALTH & HUMAN SERVICES

**1** Early Head Start sites

**48** children age 0-2

**1** Head Start sites

**59** children age 3-5

**107** children served

Head Start programs for 3- and 4-year-olds, along with Early Head Start for infants and toddlers, are federally-funded early education programs for families living below the poverty line and designed to meet the comprehensive needs of families.

For source information on the data cited in this profile, please email:

[advocacy@actforchildren.org](mailto:advocacy@actforchildren.org)





# Child Care and Early Education Profile: 2023

27th State Senate District Senator Ann Gillespie

## A Snapshot of Children in State Senate District 27

**17,033** Children 0 to 5 } **70%** of children 0 to 5 live in households where all parents work  
**18,835** Children 6 to 12  
**35,868** Total children under 13

## What child care options are available to families?



**43** Child care centers can serve up to **4,604** children



**17** Licensed child care homes can serve up to **156** children



**16** License-exempt home caregivers can serve around **34** children

## How much are families paying for child care?

**MEDIAN FAMILY INCOME: \$112,518**

**INFANT:** Average annual price of licensed care



Home-based: **\$12,722**



Center-based: **\$20,059**

This is **11%-18%** of a family's income.

**PRESCHOOLER:** Average annual price of licensed care



Home-based: **\$12,300**



Center-based: **\$15,192**

This is **11%-14%** of a family's income.

The cost of center care rivals college tuition: **\$14,579**

## What programs support children & families in your district?

### CHILD CARE ASSISTANCE PROGRAM

ILLINOIS DEPARTMENT OF HUMAN SERVICES (IDHS)

**359** children age 0-2

**417** children age 3-5

**235** children age 6-12

**1,017** children served

**\$5,476,245**

in total CCAP payments to providers in the district

The Child Care Assistance Program (CCAP), funded through IDHS, helps families pay for child care while they work or go to school.

### EARLY CHILDHOOD BLOCK GRANT

ILLINOIS STATE BOARD OF EDUCATION (ISBE)

**7** Prevention Initiative programs

**256** children age 0-2

**14** Preschool for All programs

**930** children age 3-5

**1,186** children served

The Early Childhood Block Grant is funded by ISBE to help programs provide high-quality early education opportunities through Preschool for All (PFA) and Prevention Initiative (PI) services for infants, toddlers, and expectant families.

### HEAD START & EARLY HEAD START

US DEPARTMENT OF HEALTH & HUMAN SERVICES

**0** Early Head Start sites

**0** children age 0-2

**0** Head Start sites

**0** children age 3-5

**0** children served

Head Start programs for 3- and 4-year-olds, along with Early Head Start for infants and toddlers, are federally-funded early education programs for families living below the poverty line and designed to meet the comprehensive needs of families.

For source information on the data cited in this profile, please email:

[advocacy@actforchildren.org](mailto:advocacy@actforchildren.org)



# Child Care and Early Education Profile: 2023

28th State Senate District Senator Laura M. Murphy

## A Snapshot of Children in State Senate District 28

**15,735** Children 0 to 5 } **63%** of children 0 to 5 live in households where all parents work  
**19,570** Children 6 to 12  
**35,305** Total children under 13

## What child care options are available to families?



**49** Child care centers can serve up to **4,570** children



**24** Licensed child care homes can serve up to **243** children



**21** License-exempt home caregivers can serve around **47** children

## How much are families paying for child care?

**MEDIAN FAMILY INCOME: \$99,783**

**INFANT:** Average annual price of licensed care



Home-based: **\$12,133**



Center-based: **\$18,377**

This is **12%-18%** of a family's income.

**PRESCHOOLER:** Average annual price of licensed care



Home-based: **\$11,324**



Center-based: **\$13,026**

This is **11%-13%** of a family's income.

The cost of center care rivals college tuition: **\$14,579**

## What programs support children & families in your district?

### CHILD CARE ASSISTANCE PROGRAM

ILLINOIS DEPARTMENT OF HUMAN SERVICES (IDHS)

**359** children age 0-2

**477** children age 3-5

**303** children age 6-12

**1,146** children served

**\$5,793,405**

in total CCAP payments to providers in the district

The Child Care Assistance Program (CCAP), funded through IDHS, helps families pay for child care while they work or go to school.

### EARLY CHILDHOOD BLOCK GRANT

ILLINOIS STATE BOARD OF EDUCATION (ISBE)

**2** Prevention Initiative programs

**108** children age 0-2

**5** Preschool for All programs

**1,148** children age 3-5

**1,256** children served

The Early Childhood Block Grant is funded by ISBE to help programs provide high-quality early education opportunities through Preschool for All (PFA) and Prevention Initiative (PI) services for infants, toddlers, and expectant families.

### HEAD START & EARLY HEAD START

US DEPARTMENT OF HEALTH & HUMAN SERVICES

**1** Early Head Start sites

**81** children age 0-2

**1** Head Start sites

**68** children age 3-5

**149** children served

Head Start programs for 3- and 4-year-olds, along with Early Head Start for infants and toddlers, are federally-funded early education programs for families living below the poverty line and designed to meet the comprehensive needs of families.

For source information on the data cited in this profile, please email:

[advocacy@actforchildren.org](mailto:advocacy@actforchildren.org)



# Child Care and Early Education Profile: 2023

29th State Senate District Senator Julie Morrison

## A Snapshot of Children in State Senate District 29

**14,310** Children 0 to 5 } **66%** of children 0 to 5 live in households where all parents work  
**18,818** Children 6 to 12  
**33,128** Total children under 13

## What child care options are available to families?



**76** Child care centers can serve up to **6,686** children



**21** Licensed child care homes can serve up to **201** children



**9** License-exempt home caregivers can serve around **19** children

## How much are families paying for child care?

MEDIAN FAMILY INCOME: **\$151,092**

**INFANT:** Average annual price of licensed care



Home-based: **\$14,775**



Center-based: **\$22,785**

This is **10%-15%** of a family's income.

**PRESCHOOLER:** Average annual price of licensed care



Home-based: **\$12,892**



Center-based: **\$19,959**

This is **9%-13%** of a family's income.

The cost of center care rivals college tuition: **\$14,579**

## What programs support children & families in your district?

### CHILD CARE ASSISTANCE PROGRAM

ILLINOIS DEPARTMENT OF HUMAN SERVICES (IDHS)

**165** children age 0-2

**232** children age 3-5

**164** children age 6-12

**565** children served

**\$2,894,691**

in total CCAP payments to providers in the district

The Child Care Assistance Program (CCAP), funded through IDHS, helps families pay for child care while they work or go to school.

### EARLY CHILDHOOD BLOCK GRANT

ILLINOIS STATE BOARD OF EDUCATION (ISBE)

**3** Prevention Initiative programs

**309** children age 0-2

**3** Preschool for All programs

**170** children age 3-5

**479** children served

The Early Childhood Block Grant is funded by ISBE to help programs provide high-quality early education opportunities through Preschool for All (PFA) and Prevention Initiative (PI) services for infants, toddlers, and expectant families.

### HEAD START & EARLY HEAD START

US DEPARTMENT OF HEALTH & HUMAN SERVICES

**0** Early Head Start sites

**0** children age 0-2

**0** Head Start sites

**0** children age 3-5

**0** children served

Head Start programs for 3- and 4-year-olds, along with Early Head Start for infants and toddlers, are federally-funded early education programs for families living below the poverty line and designed to meet the comprehensive needs of families.

For source information on the data cited in this profile, please email:

[advocacy@actforchildren.org](mailto:advocacy@actforchildren.org)



# Child Care and Early Education Profile: 2023

30th State Senate District Senator Adriane Johnson

## A Snapshot of Children in State Senate District 30

**16,145** Children 0 to 5 } **68%** of children 0 to 5 live in households where all parents work  
**21,737** Children 6 to 12  
**37,882** Total children under 13

## What child care options are available to families?



**58** Child care centers can serve up to **5,484** children



**205** Licensed child care homes can serve up to **2,186** children



**133** License-exempt home caregivers can serve around **311** children

## How much are families paying for child care?

**MEDIAN FAMILY INCOME: \$89,770**

**INFANT:** Average annual price of licensed care



Home-based: **\$10,285**



Center-based: **\$17,376**

This is **11%-19%** of a family's income.

**PRESCHOOLER:** Average annual price of licensed care



Home-based: **\$8,967**



Center-based: **\$12,598**

This is **10%-14%** of a family's income.

The cost of center care rivals college tuition: **\$14,579**

## What programs support children & families in your district?

### CHILD CARE ASSISTANCE PROGRAM

ILLINOIS DEPARTMENT OF HUMAN SERVICES (IDHS)

**1,178** children age 0-2

**1,262** children age 3-5

**1,633** children age 6-12

**4,102** children served

**\$20,547,532**

in total CCAP payments to providers in the district

The Child Care Assistance Program (CCAP), funded through IDHS, helps families pay for child care while they work or go to school.

### EARLY CHILDHOOD BLOCK GRANT

ILLINOIS STATE BOARD OF EDUCATION (ISBE)

**4** Prevention Initiative programs

**193** children age 0-2

**15** Preschool for All programs

**1,580** children age 3-5

**1,773** children served

The Early Childhood Block Grant is funded by ISBE to help programs provide high-quality early education opportunities through Preschool for All (PFA) and Prevention Initiative (PI) services for infants, toddlers, and expectant families.

### HEAD START & EARLY HEAD START

US DEPARTMENT OF HEALTH & HUMAN SERVICES

**1** Early Head Start sites

**70** children age 0-2

**1** Head Start sites

**66** children age 3-5

**136** children served

Head Start programs for 3- and 4-year-olds, along with Early Head Start for infants and toddlers, are federally-funded early education programs for families living below the poverty line and designed to meet the comprehensive needs of families.

For source information on the data cited in this profile, please email:

[advocacy@actforchildren.org](mailto:advocacy@actforchildren.org)



# Child Care and Early Education Profile: 2023

31st State Senate District Senator Mary Edly-Allen

## A Snapshot of Children in State Senate District 31

**15,481** Children 0 to 5 } **70%** of children 0 to 5 live in households where all parents work  
**21,368** Children 6 to 12  
**36,850** Total children under 13

## What child care options are available to families?



**46** Child care centers can serve up to **4,122** children



**207** Licensed child care homes can serve up to **2,209** children



**91** License-exempt home caregivers can serve around **232** children

## How much are families paying for child care?

**MEDIAN FAMILY INCOME: \$104,484**

**INFANT:** Average annual price of licensed care



Home-based: **\$10,357**



Center-based: **\$16,593**

This is **10%-16%** of a family's income.

**PRESCHOOLER:** Average annual price of licensed care



Home-based: **\$9,131**



Center-based: **\$11,797**

This is **9%-11%** of a family's income.

The cost of center care rivals college tuition: **\$14,579**

## What programs support children & families in your district?

### CHILD CARE ASSISTANCE PROGRAM

ILLINOIS DEPARTMENT OF HUMAN SERVICES (IDHS)

**978** children age 0-2

**1,070** children age 3-5

**1,357** children age 6-12

**3,439** children served

**\$17,732,528**

in total CCAP payments to providers in the district

The Child Care Assistance Program (CCAP), funded through IDHS, helps families pay for child care while they work or go to school.

### EARLY CHILDHOOD BLOCK GRANT

ILLINOIS STATE BOARD OF EDUCATION (ISBE)

**1** Prevention Initiative programs

**70** children age 0-2

**9** Preschool for All programs

**801** children age 3-5

**871** children served

The Early Childhood Block Grant is funded by ISBE to help programs provide high-quality early education opportunities through Preschool for All (PFA) and Prevention Initiative (PI) services for infants, toddlers, and expectant families.

### HEAD START & EARLY HEAD START

US DEPARTMENT OF HEALTH & HUMAN SERVICES

**0** Early Head Start sites

**0** children age 0-2

**4** Head Start sites

**233** children age 3-5

**233** children served

Head Start programs for 3- and 4-year-olds, along with Early Head Start for infants and toddlers, are federally-funded early education programs for families living below the poverty line and designed to meet the comprehensive needs of families.

For source information on the data cited in this profile, please email:

[advocacy@actforchildren.org](mailto:advocacy@actforchildren.org)



# Child Care and Early Education Profile: 2023

32nd State Senate District Senator Craig Wilcox

## A Snapshot of Children in State Senate District 32

**13,858** Children 0 to 5 } **65%** of children 0 to 5 live in households where all parents work  
**18,633** Children 6 to 12  
**32,491** Total children under 13

## What child care options are available to families?



**48** Child care centers can serve up to **4,271** children



**45** Licensed child care homes can serve up to **434** children



**27** License-exempt home caregivers can serve around **60** children

## How much are families paying for child care?

MEDIAN FAMILY INCOME: **\$107,870**

**INFANT:** Average annual price of licensed care



Home-based: **\$11,259**



Center-based: **\$15,960**

This is **10%-15%** of a family's income.

**PRESCHOOLER:** Average annual price of licensed care



Home-based: **\$9,967**



Center-based: **\$11,665**

This is **9%-11%** of a family's income.

The cost of center care rivals college tuition: **\$14,579**

## What programs support children & families in your district?

### CHILD CARE ASSISTANCE PROGRAM

ILLINOIS DEPARTMENT OF HUMAN SERVICES (IDHS)

**428** children age 0-2

**505** children age 3-5

**540** children age 6-12

**1,480** children served

**\$6,912,945**

in total CCAP payments to providers in the district

The Child Care Assistance Program (CCAP), funded through IDHS, helps families pay for child care while they work or go to school.

### EARLY CHILDHOOD BLOCK GRANT

ILLINOIS STATE BOARD OF EDUCATION (ISBE)

**3** Prevention Initiative programs

**184** children age 0-2

**9** Preschool for All programs

**828** children age 3-5

**1,012** children served

The Early Childhood Block Grant is funded by ISBE to help programs provide high-quality early education opportunities through Preschool for All (PFA) and Prevention Initiative (PI) services for infants, toddlers, and expectant families.

### HEAD START & EARLY HEAD START

US DEPARTMENT OF HEALTH & HUMAN SERVICES

**0** Early Head Start sites

**0** children age 0-2

**1** Head Start sites

**67** children age 3-5

**67** children served

Head Start programs for 3- and 4-year-olds, along with Early Head Start for infants and toddlers, are federally-funded early education programs for families living below the poverty line and designed to meet the comprehensive needs of families.

For source information on the data cited in this profile, please email:

[advocacy@actforchildren.org](mailto:advocacy@actforchildren.org)





# Child Care and Early Education Profile: 2023

33rd State Senate District Senator Don DeWitte

## A Snapshot of Children in State Senate District 33

**13,375** Children 0 to 5 } **71%** of children 0 to 5 live in households where all parents work  
**19,499** Children 6 to 12  
**32,873** Total children under 13

## What child care options are available to families?



**51** Child care centers can serve up to **5,728** children



**38** Licensed child care homes can serve up to **371** children



**25** License-exempt home caregivers can serve around **55** children

## How much are families paying for child care?

MEDIAN FAMILY INCOME: **\$123,843**

**INFANT:** Average annual price of licensed care



Home-based: **\$11,142**



Center-based: **\$17,514**

This is **9%-14%** of a family's income.

**PRESCHOOLER:** Average annual price of licensed care



Home-based: **\$10,536**



Center-based: **\$12,969**

This is **9%-10%** of a family's income.

The cost of center care rivals college tuition: **\$14,579**

## What programs support children & families in your district?

### CHILD CARE ASSISTANCE PROGRAM

ILLINOIS DEPARTMENT OF HUMAN SERVICES (IDHS)

**324** children age 0-2

**379** children age 3-5

**363** children age 6-12

**1,070** children served

**\$5,033,115**

in total CCAP payments to providers in the district

The Child Care Assistance Program (CCAP), funded through IDHS, helps families pay for child care while they work or go to school.

### EARLY CHILDHOOD BLOCK GRANT

ILLINOIS STATE BOARD OF EDUCATION (ISBE)

**1** Prevention Initiative programs

**52** children age 0-2

**9** Preschool for All programs

**756** children age 3-5

**808** children served

The Early Childhood Block Grant is funded by ISBE to help programs provide high-quality early education opportunities through Preschool for All (PFA) and Prevention Initiative (PI) services for infants, toddlers, and expectant families.

### HEAD START & EARLY HEAD START

US DEPARTMENT OF HEALTH & HUMAN SERVICES

**0** Early Head Start sites

**0** children age 0-2

**3** Head Start sites

**153** children age 3-5

**153** children served

Head Start programs for 3- and 4-year-olds, along with Early Head Start for infants and toddlers, are federally-funded early education programs for families living below the poverty line and designed to meet the comprehensive needs of families.

For source information on the data cited in this profile, please email:

[advocacy@actforchildren.org](mailto:advocacy@actforchildren.org)



# Child Care and Early Education Profile: 2023

34th State Senate District Senator Steve Stadelman

## A Snapshot of Children in State Senate District 34

**17,171** Children 0 to 5 } **76%** of children 0 to 5 live in households where all parents work  
**20,402** Children 6 to 12  
**37,572** Total children under 13

## What child care options are available to families?



**29** Child care centers can serve up to **3,507** children



**179** Licensed child care homes can serve up to **1,730** children



**588** License-exempt home caregivers can serve around **1392** children

## How much are families paying for child care?

**MEDIAN FAMILY INCOME: \$61,727**

**INFANT:** Average annual price of licensed care



Home-based: **\$8,757**



Center-based: **\$14,070**

This is **14%-23%** of a family's income.

**PRESCHOOLER:** Average annual price of licensed care



Home-based: **\$7,932**



Center-based: **\$10,858**

This is **13%-18%** of a family's income.

The cost of center care rivals college tuition: **\$14,579**

## What programs support children & families in your district?

### CHILD CARE ASSISTANCE PROGRAM

ILLINOIS DEPARTMENT OF HUMAN SERVICES (IDHS)

**1,818** children age 0-2

**1,872** children age 3-5

**2,294** children age 6-12

**6,068** children served

**\$22,672,406**

in total CCAP payments to providers in the district

The Child Care Assistance Program (CCAP), funded through IDHS, helps families pay for child care while they work or go to school.

### EARLY CHILDHOOD BLOCK GRANT

ILLINOIS STATE BOARD OF EDUCATION (ISBE)

**2** Prevention Initiative programs

**228** children age 0-2

**11** Preschool for All programs

**2,400** children age 3-5

**2,628** children served

The Early Childhood Block Grant is funded by ISBE to help programs provide high-quality early education opportunities through Preschool for All (PFA) and Prevention Initiative (PI) services for infants, toddlers, and expectant families.

### HEAD START & EARLY HEAD START

US DEPARTMENT OF HEALTH & HUMAN SERVICES

**3** Early Head Start sites

**154** children age 0-2

**3** Head Start sites

**500** children age 3-5

**654** children served

Head Start programs for 3- and 4-year-olds, along with Early Head Start for infants and toddlers, are federally-funded early education programs for families living below the poverty line and designed to meet the comprehensive needs of families.

For source information on the data cited in this profile, please email:

[advocacy@actforchildren.org](mailto:advocacy@actforchildren.org)



# Child Care and Early Education Profile: 2023

35th State Senate District Senator Dave Syverson

## A Snapshot of Children in State Senate District 35

**15,499** Children 0 to 5 } **71%** of children 0 to 5 live in households where  
**22,313** Children 6 to 12 all parents work  
**37,812** Total children under 13

## What child care options are available to families?



**20** Child care centers can serve up to **2,309** children



**55** Licensed child care homes can serve up to **572** children



**46** License-exempt home caregivers can serve around **86** children

## How much are families paying for child care?

MEDIAN FAMILY INCOME: **\$110,807**

**INFANT:** Average annual price of licensed care



Home-based: **\$10,406**



Center-based: **\$15,977**

This is **9%-14%** of a family's income.

**PRESCHOOLER:** Average annual price of licensed care



Home-based: **\$10,329**



Center-based: **\$11,877**

This is **9%-11%** of a family's income.

The cost of center care rivals college tuition: **\$14,579**

## What programs support children & families in your district?

### CHILD CARE ASSISTANCE PROGRAM

ILLINOIS DEPARTMENT OF HUMAN SERVICES (IDHS)

**276** children age 0-2

**375** children age 3-5

**384** children age 6-12

**1,044** children served

**\$4,536,275**

in total CCAP payments to providers in the district

The Child Care Assistance Program (CCAP), funded through IDHS, helps families pay for child care while they work or go to school.

### EARLY CHILDHOOD BLOCK GRANT

ILLINOIS STATE BOARD OF EDUCATION (ISBE)

**3** Prevention Initiative programs

**154** children age 0-2

**7** Preschool for All programs

**680** children age 3-5

**834** children served

The Early Childhood Block Grant is funded by ISBE to help programs provide high-quality early education opportunities through Preschool for All (PFA) and Prevention Initiative (PI) services for infants, toddlers, and expectant families.

### HEAD START & EARLY HEAD START

US DEPARTMENT OF HEALTH & HUMAN SERVICES

**0** Early Head Start sites

**0** children age 0-2

**1** Head Start sites

**68** children age 3-5

**68** children served

Head Start programs for 3- and 4-year-olds, along with Early Head Start for infants and toddlers, are federally-funded early education programs for families living below the poverty line and designed to meet the comprehensive needs of families.

For source information on the data cited in this profile, please email:

[advocacy@actforchildren.org](mailto:advocacy@actforchildren.org)



# Child Care and Early Education Profile: 2023

36th State Senate District Senator Michael Halpin

## A Snapshot of Children in State Senate District 36

**14,997** Children 0 to 5 } **72%** of children 0 to 5 live in households where all parents work  
**18,134** Children 6 to 12  
**33,131** Total children under 13

## What child care options are available to families?



**45** Child care centers can serve up to **3,408** children



**162** Licensed child care homes can serve up to **1,455** children



**143** License-exempt home caregivers can serve around **322** children

## How much are families paying for child care?

**MEDIAN FAMILY INCOME: \$74,167**

**INFANT:** Average annual price of licensed care



Home-based: **\$8,138**



Center-based: **\$12,559**

This is **11%-17%** of a family's income.

**PRESCHOOLER:** Average annual price of licensed care



Home-based: **\$7,649**



Center-based: **\$8,615**

This is **10%-12%** of a family's income.

The cost of center care rivals college tuition: **\$14,579**

## What programs support children & families in your district?

### CHILD CARE ASSISTANCE PROGRAM

ILLINOIS DEPARTMENT OF HUMAN SERVICES (IDHS)

**867** children age 0-2

**852** children age 3-5

**909** children age 6-12

**2,646** children served

**\$10,464,915**

in total CCAP payments to providers in the district

The Child Care Assistance Program (CCAP), funded through IDHS, helps families pay for child care while they work or go to school.

### EARLY CHILDHOOD BLOCK GRANT

ILLINOIS STATE BOARD OF EDUCATION (ISBE)

**9** Prevention Initiative programs

**299** children age 0-2

**41** Preschool for All programs

**1,941** children age 3-5

**2,240** children served

The Early Childhood Block Grant is funded by ISBE to help programs provide high-quality early education opportunities through Preschool for All (PFA) and Prevention Initiative (PI) services for infants, toddlers, and expectant families.

### HEAD START & EARLY HEAD START

US DEPARTMENT OF HEALTH & HUMAN SERVICES

**7** Early Head Start sites

**207** children age 0-2

**21** Head Start sites

**850** children age 3-5

**1,057** children served

Head Start programs for 3- and 4-year-olds, along with Early Head Start for infants and toddlers, are federally-funded early education programs for families living below the poverty line and designed to meet the comprehensive needs of families.

For source information on the data cited in this profile, please email:

[advocacy@actforchildren.org](mailto:advocacy@actforchildren.org)



# Child Care and Early Education Profile: 2023

37th State Senate District Senator Win Stoller

## A Snapshot of Children in State Senate District 37

**14,342** Children 0 to 5 } **72%** of children 0 to 5 live in households where all parents work  
**19,270** Children 6 to 12  
**33,611** Total children under 13

## What child care options are available to families?



**44** Child care centers can serve up to **3,376** children



**110** Licensed child care homes can serve up to **1,006** children



**91** License-exempt home caregivers can serve around **233** children

## How much are families paying for child care?

**MEDIAN FAMILY INCOME: \$84,850**

**INFANT:** Average annual price of licensed care



Home-based: **\$8,176**



Center-based: **\$12,605**

This is **10%-15%** of a family's income.

**PRESCHOOLER:** Average annual price of licensed care



Home-based: **\$7,506**



Center-based: **\$9,145**

This is **9%-11%** of a family's income.

The cost of center care rivals college tuition: **\$14,579**

## What programs support children & families in your district?

### CHILD CARE ASSISTANCE PROGRAM

ILLINOIS DEPARTMENT OF HUMAN SERVICES (IDHS)

**479** children age 0-2

**434** children age 3-5

**472** children age 6-12

**1,392** children served

**\$5,398,588**

in total CCAP payments to providers in the district

The Child Care Assistance Program (CCAP), funded through IDHS, helps families pay for child care while they work or go to school.

### EARLY CHILDHOOD BLOCK GRANT

ILLINOIS STATE BOARD OF EDUCATION (ISBE)

**5** Prevention Initiative programs

**278** children age 0-2

**23** Preschool for All programs

**1,414** children age 3-5

**1,692** children served

The Early Childhood Block Grant is funded by ISBE to help programs provide high-quality early education opportunities through Preschool for All (PFA) and Prevention Initiative (PI) services for infants, toddlers, and expectant families.

### HEAD START & EARLY HEAD START

US DEPARTMENT OF HEALTH & HUMAN SERVICES

**4** Early Head Start sites

**53** children age 0-2

**6** Head Start sites

**240** children age 3-5

**293** children served

Head Start programs for 3- and 4-year-olds, along with Early Head Start for infants and toddlers, are federally-funded early education programs for families living below the poverty line and designed to meet the comprehensive needs of families.

For source information on the data cited in this profile, please email:

[advocacy@actforchildren.org](mailto:advocacy@actforchildren.org)



# Child Care and Early Education Profile: 2023

38th State Senate District Senator Sue Rezin

## A Snapshot of Children in State Senate District 38

**15,949** Children 0 to 5 } **72%** of children 0 to 5 live in households where all parents work  
**20,498** Children 6 to 12  
**36,447** Total children under 13

## What child care options are available to families?



**27** Child care centers can serve up to **2,862** children



**62** Licensed child care homes can serve up to **643** children



**93** License-exempt home caregivers can serve around **219** children

## How much are families paying for child care?

**MEDIAN FAMILY INCOME: \$91,429**

**INFANT:** Average annual price of licensed care



Home-based: **\$9,571**



Center-based: **\$13,918**

This is **10%-15%** of a family's income.

**PRESCHOOLER:** Average annual price of licensed care



Home-based: **\$8,923**



Center-based: **\$10,431**

This is **10%-11%** of a family's income.

The cost of center care rivals college tuition: **\$14,579**

## What programs support children & families in your district?

### CHILD CARE ASSISTANCE PROGRAM

ILLINOIS DEPARTMENT OF HUMAN SERVICES (IDHS)

**614** children age 0-2

**629** children age 3-5

**670** children age 6-12

**1,919** children served

**\$7,897,341**

in total CCAP payments to providers in the district

The Child Care Assistance Program (CCAP), funded through IDHS, helps families pay for child care while they work or go to school.

### EARLY CHILDHOOD BLOCK GRANT

ILLINOIS STATE BOARD OF EDUCATION (ISBE)

**3** Prevention Initiative programs

**117** children age 0-2

**19** Preschool for All programs

**1,623** children age 3-5

**1,740** children served

The Early Childhood Block Grant is funded by ISBE to help programs provide high-quality early education opportunities through Preschool for All (PFA) and Prevention Initiative (PI) services for infants, toddlers, and expectant families.

### HEAD START & EARLY HEAD START

US DEPARTMENT OF HEALTH & HUMAN SERVICES

**4** Early Head Start sites

**183** children age 0-2

**8** Head Start sites

**250** children age 3-5

**433** children served

Head Start programs for 3- and 4-year-olds, along with Early Head Start for infants and toddlers, are federally-funded early education programs for families living below the poverty line and designed to meet the comprehensive needs of families.

For source information on the data cited in this profile, please email:

[advocacy@actforchildren.org](mailto:advocacy@actforchildren.org)





# Child Care and Early Education Profile: 2023

39th State Senate District Senator Don Harmon

## A Snapshot of Children in State Senate District 39

**13,941** Children 0 to 5 } **72%** of children 0 to 5 live in households where all parents work  
**20,623** Children 6 to 12  
**34,563** Total children under 13

## What child care options are available to families?



**76** Child care centers can serve up to **5,717** children



**115** Licensed child care homes can serve up to **1,115** children



**137** License-exempt home caregivers can serve around **314** children

## How much are families paying for child care?

**MEDIAN FAMILY INCOME: \$90,412**

**INFANT:** Average annual price of licensed care



Home-based: **\$11,050**



Center-based: **\$16,075**

This is **12%-18%** of a family's income.

**PRESCHOOLER:** Average annual price of licensed care



Home-based: **\$9,596**



Center-based: **\$11,184**

This is **11%-12%** of a family's income.

The cost of center care rivals college tuition: **\$14,579**

## What programs support children & families in your district?

### CHILD CARE ASSISTANCE PROGRAM

ILLINOIS DEPARTMENT OF HUMAN SERVICES (IDHS)

**939** children age 0-2

**1,044** children age 3-5

**978** children age 6-12

**2,987** children served

**\$15,129,472**

in total CCAP payments to providers in the district

The Child Care Assistance Program (CCAP), funded through IDHS, helps families pay for child care while they work or go to school.

### EARLY CHILDHOOD BLOCK GRANT

ILLINOIS STATE BOARD OF EDUCATION (ISBE)

**4** Prevention Initiative programs

**399** children age 0-2

**23** Preschool for All programs

**1,398** children age 3-5

**1,797** children served

The Early Childhood Block Grant is funded by ISBE to help programs provide high-quality early education opportunities through Preschool for All (PFA) and Prevention Initiative (PI) services for infants, toddlers, and expectant families.

### HEAD START & EARLY HEAD START

US DEPARTMENT OF HEALTH & HUMAN SERVICES

**8** Early Head Start sites

**144** children age 0-2

**7** Head Start sites

**160** children age 3-5

**304** children served

Head Start programs for 3- and 4-year-olds, along with Early Head Start for infants and toddlers, are federally-funded early education programs for families living below the poverty line and designed to meet the comprehensive needs of families.

For source information on the data cited in this profile, please email:

[advocacy@actforchildren.org](mailto:advocacy@actforchildren.org)



# Child Care and Early Education Profile: 2023

40th State Senate District Senator Patrick J. Joyce

## A Snapshot of Children in State Senate District 40

**16,948** Children 0 to 5 } **73%** of children 0 to 5 live in households where all parents work  
**19,738** Children 6 to 12  
**36,686** Total children under 13

## What child care options are available to families?



**53** Child care centers can serve up to **5,020** children



**89** Licensed child care homes can serve up to **852** children



**211** License-exempt home caregivers can serve around **518** children

## How much are families paying for child care?

**MEDIAN FAMILY INCOME: \$82,811**

**INFANT:** Average annual price of licensed care



Home-based: **\$9,250**



Center-based: **\$13,458**

This is **11%-16%** of a family's income.

**PRESCHOOLER:** Average annual price of licensed care



Home-based: **\$8,069**



Center-based: **\$9,518**

This is **10%-11%** of a family's income.

The cost of center care rivals college tuition: **\$14,579**

## What programs support children & families in your district?

### CHILD CARE ASSISTANCE PROGRAM

ILLINOIS DEPARTMENT OF HUMAN SERVICES (IDHS)

**1,487** children age 0-2

**1,533** children age 3-5

**1,690** children age 6-12

**4,775** children served

**\$22,826,462**

in total CCAP payments to providers in the district

The Child Care Assistance Program (CCAP), funded through IDHS, helps families pay for child care while they work or go to school.

### EARLY CHILDHOOD BLOCK GRANT

ILLINOIS STATE BOARD OF EDUCATION (ISBE)

**8** Prevention Initiative programs

**426** children age 0-2

**28** Preschool for All programs

**1,699** children age 3-5

**2,125** children served

The Early Childhood Block Grant is funded by ISBE to help programs provide high-quality early education opportunities through Preschool for All (PFA) and Prevention Initiative (PI) services for infants, toddlers, and expectant families.

### HEAD START & EARLY HEAD START

US DEPARTMENT OF HEALTH & HUMAN SERVICES

**10** Early Head Start sites

**216** children age 0-2

**7** Head Start sites

**540** children age 3-5

**756** children served

Head Start programs for 3- and 4-year-olds, along with Early Head Start for infants and toddlers, are federally-funded early education programs for families living below the poverty line and designed to meet the comprehensive needs of families.

For source information on the data cited in this profile, please email:

[advocacy@actforchildren.org](mailto:advocacy@actforchildren.org)



# Child Care and Early Education Profile: 2023

41st State Senate District Senator John Curran

## A Snapshot of Children in State Senate District 41

**14,204** Children 0 to 5 } **70%** of children 0 to 5 live in households where all parents work  
**18,854** Children 6 to 12  
**33,058** Total children under 13

## What child care options are available to families?



**52** Child care centers can serve up to **5,132** children



**22** Licensed child care homes can serve up to **239** children



**26** License-exempt home caregivers can serve around **58** children

## How much are families paying for child care?

**MEDIAN FAMILY INCOME: \$133,855**

**INFANT:** Average annual price of licensed care



Home-based: **\$11,768**



Center-based: **\$17,059**

This is **9%-13%** of a family's income.

**PRESCHOOLER:** Average annual price of licensed care



Home-based: **\$10,913**



Center-based: **\$13,384**

This is **8%-10%** of a family's income.

The cost of center care rivals college tuition: **\$14,579**

## What programs support children & families in your district?

### CHILD CARE ASSISTANCE PROGRAM

ILLINOIS DEPARTMENT OF HUMAN SERVICES (IDHS)

**238** children age 0-2

**309** children age 3-5

**218** children age 6-12

**773** children served

**\$3,453,342**

in total CCAP payments to providers in the district

The Child Care Assistance Program (CCAP), funded through IDHS, helps families pay for child care while they work or go to school.

### EARLY CHILDHOOD BLOCK GRANT

ILLINOIS STATE BOARD OF EDUCATION (ISBE)

**2** Prevention Initiative programs

**147** children age 0-2

**9** Preschool for All programs

**709** children age 3-5

**856** children served

The Early Childhood Block Grant is funded by ISBE to help programs provide high-quality early education opportunities through Preschool for All (PFA) and Prevention Initiative (PI) services for infants, toddlers, and expectant families.

### HEAD START & EARLY HEAD START

US DEPARTMENT OF HEALTH & HUMAN SERVICES

**0** Early Head Start sites

**0** children age 0-2

**0** Head Start sites

**0** children age 3-5

**0** children served

Head Start programs for 3- and 4-year-olds, along with Early Head Start for infants and toddlers, are federally-funded early education programs for families living below the poverty line and designed to meet the comprehensive needs of families.

For source information on the data cited in this profile, please email:

[advocacy@actforchildren.org](mailto:advocacy@actforchildren.org)



# Child Care and Early Education Profile: 2023

42nd State Senate District Senator Linda Holmes

## A Snapshot of Children in State Senate District 42

**16,650** Children 0 to 5 } **66%** of children 0 to 5 live in households where all parents work  
**23,163** Children 6 to 12  
**39,813** Total children under 13

## What child care options are available to families?



**51** Child care centers can serve up to **5,674** children



**59** Licensed child care homes can serve up to **593** children



**54** License-exempt home caregivers can serve around **127** children

## How much are families paying for child care?

MEDIAN FAMILY INCOME: **\$108,214**

**INFANT:** Average annual price of licensed care



Home-based: **\$11,001**



Center-based: **\$16,682**

This is **10%-15%** of a family's income.

**PRESCHOOLER:** Average annual price of licensed care



Home-based: **\$10,050**



Center-based: **\$13,193**

This is **9%-12%** of a family's income.

The cost of center care rivals college tuition: **\$14,579**

## What programs support children & families in your district?

### CHILD CARE ASSISTANCE PROGRAM

ILLINOIS DEPARTMENT OF HUMAN SERVICES (IDHS)

**627** children age 0-2

**661** children age 3-5

**596** children age 6-12

**1,898** children served

**\$9,333,955**

in total CCAP payments to providers in the district

The Child Care Assistance Program (CCAP), funded through IDHS, helps families pay for child care while they work or go to school.

### EARLY CHILDHOOD BLOCK GRANT

ILLINOIS STATE BOARD OF EDUCATION (ISBE)

**1** Prevention Initiative programs

**121** children age 0-2

**9** Preschool for All programs

**868** children age 3-5

**989** children served

The Early Childhood Block Grant is funded by ISBE to help programs provide high-quality early education opportunities through Preschool for All (PFA) and Prevention Initiative (PI) services for infants, toddlers, and expectant families.

### HEAD START & EARLY HEAD START

US DEPARTMENT OF HEALTH & HUMAN SERVICES

**2** Early Head Start sites

**80** children age 0-2

**2** Head Start sites

**50** children age 3-5

**130** children served

Head Start programs for 3- and 4-year-olds, along with Early Head Start for infants and toddlers, are federally-funded early education programs for families living below the poverty line and designed to meet the comprehensive needs of families.

For source information on the data cited in this profile, please email:

[advocacy@actforchildren.org](mailto:advocacy@actforchildren.org)



# Child Care and Early Education Profile: 2023

43rd State Senate District Senator Rachel Ventura

## A Snapshot of Children in State Senate District 43

**14,638** Children 0 to 5 } **71%** of children 0 to 5 live in households where  
**20,601** Children 6 to 12 all parents work  
**35,239** Total children under 13

## What child care options are available to families?



**31** Child care centers can serve up to **2,102** children



**84** Licensed child care homes can serve up to **829** children



**259** License-exempt home caregivers can serve around **636** children

## How much are families paying for child care?

**MEDIAN FAMILY INCOME: \$86,486**

**INFANT:** Average annual price of licensed care



Home-based: **\$9,698**



Center-based: **\$13,782**

This is **11%-16%** of a family's income.

**PRESCHOOLER:** Average annual price of licensed care



Home-based: **\$8,569**



Center-based: **\$10,281**

This is **10%-12%** of a family's income.

The cost of center care rivals college tuition: **\$14,579**

## What programs support children & families in your district?

### CHILD CARE ASSISTANCE PROGRAM

ILLINOIS DEPARTMENT OF HUMAN SERVICES (IDHS)

**882** children age 0-2

**1,092** children age 3-5

**1,236** children age 6-12

**3,252** children served

**\$12,967,594**

in total CCAP payments to providers in the district

The Child Care Assistance Program (CCAP), funded through IDHS, helps families pay for child care while they work or go to school.

### EARLY CHILDHOOD BLOCK GRANT

ILLINOIS STATE BOARD OF EDUCATION (ISBE)

**3** Prevention Initiative programs

**222** children age 0-2

**16** Preschool for All programs

**1,422** children age 3-5

**1,644** children served

The Early Childhood Block Grant is funded by ISBE to help programs provide high-quality early education opportunities through Preschool for All (PFA) and Prevention Initiative (PI) services for infants, toddlers, and expectant families.

### HEAD START & EARLY HEAD START

US DEPARTMENT OF HEALTH & HUMAN SERVICES

**4** Early Head Start sites

**177** children age 0-2

**6** Head Start sites

**506** children age 3-5

**683** children served

Head Start programs for 3- and 4-year-olds, along with Early Head Start for infants and toddlers, are federally-funded early education programs for families living below the poverty line and designed to meet the comprehensive needs of families.

For source information on the data cited in this profile, please email:

[advocacy@actforchildren.org](mailto:advocacy@actforchildren.org)



# Child Care and Early Education Profile: 2023

44th State Senate District Senator Sally Turner

## A Snapshot of Children in State Senate District 44

**15,474** Children 0 to 5 } **68%** of children 0 to 5 live in households where all parents work  
**19,724** Children 6 to 12  
**35,198** Total children under 13

## What child care options are available to families?



**27** Child care centers can serve up to **2,553** children



**99** Licensed child care homes can serve up to **969** children



**79** License-exempt home caregivers can serve around **167** children

## How much are families paying for child care?

**MEDIAN FAMILY INCOME: \$92,216**

**INFANT:** Average annual price of licensed care



Home-based: **\$8,186**



Center-based: **\$13,332**

This is **9%-14%** of a family's income.

**PRESCHOOLER:** Average annual price of licensed care



Home-based: **\$7,536**



Center-based: **\$11,684**

This is **8%-13%** of a family's income.

The cost of center care rivals college tuition: **\$14,579**

## What programs support children & families in your district?

### CHILD CARE ASSISTANCE PROGRAM

ILLINOIS DEPARTMENT OF HUMAN SERVICES (IDHS)

**425** children age 0-2

**461** children age 3-5

**426** children age 6-12

**1,322** children served

**\$4,569,368**

in total CCAP payments to providers in the district

The Child Care Assistance Program (CCAP), funded through IDHS, helps families pay for child care while they work or go to school.

### EARLY CHILDHOOD BLOCK GRANT

ILLINOIS STATE BOARD OF EDUCATION (ISBE)

**2** Prevention Initiative programs

**68** children age 0-2

**24** Preschool for All programs

**1,740** children age 3-5

**1,808** children served

The Early Childhood Block Grant is funded by ISBE to help programs provide high-quality early education opportunities through Preschool for All (PFA) and Prevention Initiative (PI) services for infants, toddlers, and expectant families.

### HEAD START & EARLY HEAD START

US DEPARTMENT OF HEALTH & HUMAN SERVICES

**2** Early Head Start sites

**49** children age 0-2

**5** Head Start sites

**135** children age 3-5

**184** children served

Head Start programs for 3- and 4-year-olds, along with Early Head Start for infants and toddlers, are federally-funded early education programs for families living below the poverty line and designed to meet the comprehensive needs of families.

For source information on the data cited in this profile, please email:

[advocacy@actforchildren.org](mailto:advocacy@actforchildren.org)





# Child Care and Early Education Profile: 2023

45th State Senate District Senator Andrew Chesney

## A Snapshot of Children in State Senate District 45

**14,302** Children 0 to 5 } **73%** of children 0 to 5 live in households where all parents work  
**18,578** Children 6 to 12  
**32,880** Total children under 13

## What child care options are available to families?



**28** Child care centers can serve up to **2,343** children



**159** Licensed child care homes can serve up to **1,500** children



**130** License-exempt home caregivers can serve around **304** children

## How much are families paying for child care?

**MEDIAN FAMILY INCOME: \$83,202**

**INFANT:** Average annual price of licensed care



Home-based: **\$7,864**



Center-based: **\$11,759**

This is **9%-14%** of a family's income.

**PRESCHOOLER:** Average annual price of licensed care



Home-based: **\$7,334**



Center-based: **\$8,297**

This is **9%-10%** of a family's income.

The cost of center care rivals college tuition: **\$14,579**

## What programs support children & families in your district?

### CHILD CARE ASSISTANCE PROGRAM

ILLINOIS DEPARTMENT OF HUMAN SERVICES (IDHS)

**616** children age 0-2

**660** children age 3-5

**742** children age 6-12

**2,031** children served

**\$7,600,343**

in total CCAP payments to providers in the district

The Child Care Assistance Program (CCAP), funded through IDHS, helps families pay for child care while they work or go to school.

### EARLY CHILDHOOD BLOCK GRANT

ILLINOIS STATE BOARD OF EDUCATION (ISBE)

**7** Prevention Initiative programs

**304** children age 0-2

**25** Preschool for All programs

**1,161** children age 3-5

**1,465** children served

The Early Childhood Block Grant is funded by ISBE to help programs provide high-quality early education opportunities through Preschool for All (PFA) and Prevention Initiative (PI) services for infants, toddlers, and expectant families.

### HEAD START & EARLY HEAD START

US DEPARTMENT OF HEALTH & HUMAN SERVICES

**2** Early Head Start sites

**32** children age 0-2

**5** Head Start sites

**240** children age 3-5

**272** children served

Head Start programs for 3- and 4-year-olds, along with Early Head Start for infants and toddlers, are federally-funded early education programs for families living below the poverty line and designed to meet the comprehensive needs of families.

For source information on the data cited in this profile, please email:

[advocacy@actforchildren.org](mailto:advocacy@actforchildren.org)



# Child Care and Early Education Profile: 2023

46th State Senate District Senator David Koehler

## A Snapshot of Children in State Senate District 46

**15,930** Children 0 to 5 } **68%** of children 0 to 5 live in households where all parents work  
**18,002** Children 6 to 12  
**33,931** Total children under 13

## What child care options are available to families?



**54** Child care centers can serve up to **5,236** children



**75** Licensed child care homes can serve up to **707** children



**257** License-exempt home caregivers can serve around **656** children

## How much are families paying for child care?

**MEDIAN FAMILY INCOME: \$72,136**

**INFANT:** Average annual price of licensed care



Home-based: **\$9,365**



Center-based: **\$14,707**

This is **13%-20%** of a family's income.

**PRESCHOOLER:** Average annual price of licensed care



Home-based: **\$8,446**



Center-based: **\$11,198**

This is **12%-16%** of a family's income.

The cost of center care rivals college tuition: **\$14,579**

## What programs support children & families in your district?

### CHILD CARE ASSISTANCE PROGRAM

ILLINOIS DEPARTMENT OF HUMAN SERVICES (IDHS)

**1,228** children age 0-2

**1,171** children age 3-5

**1,180** children age 6-12

**3,600** children served

**\$13,236,381**

in total CCAP payments to providers in the district

The Child Care Assistance Program (CCAP), funded through IDHS, helps families pay for child care while they work or go to school.

### EARLY CHILDHOOD BLOCK GRANT

ILLINOIS STATE BOARD OF EDUCATION (ISBE)

**9** Prevention Initiative programs

**675** children age 0-2

**19** Preschool for All programs

**1,317** children age 3-5

**1,992** children served

The Early Childhood Block Grant is funded by ISBE to help programs provide high-quality early education opportunities through Preschool for All (PFA) and Prevention Initiative (PI) services for infants, toddlers, and expectant families.

### HEAD START & EARLY HEAD START

US DEPARTMENT OF HEALTH & HUMAN SERVICES

**7** Early Head Start sites

**341** children age 0-2

**13** Head Start sites

**900** children age 3-5

**1,241** children served

Head Start programs for 3- and 4-year-olds, along with Early Head Start for infants and toddlers, are federally-funded early education programs for families living below the poverty line and designed to meet the comprehensive needs of families.

For source information on the data cited in this profile, please email:

[advocacy@actforchildren.org](mailto:advocacy@actforchildren.org)



# Child Care and Early Education Profile: 2023

47th State Senate District Senator Neil Anderson

## A Snapshot of Children in State Senate District 47

**14,636** Children 0 to 5 } **75%** of children 0 to 5 live in households where all parents work  
**18,094** Children 6 to 12  
**32,731** Total children under 13

## What child care options are available to families?



**23** Child care centers can serve up to **1,522** children



**111** Licensed child care homes can serve up to **1,038** children



**60** License-exempt home caregivers can serve around **122** children

## How much are families paying for child care?

**MEDIAN FAMILY INCOME: \$76,192**

**INFANT:** Average annual price of licensed care



Home-based: **\$7,236**



Center-based: **\$11,696**

This is **9%-15%** of a family's income.

**PRESCHOOLER:** Average annual price of licensed care



Home-based: **\$6,983**



Center-based: **\$8,686**

This is **9%-11%** of a family's income.

The cost of center care rivals college tuition: **\$14,579**

## What programs support children & families in your district?

### CHILD CARE ASSISTANCE PROGRAM

ILLINOIS DEPARTMENT OF HUMAN SERVICES (IDHS)

**477** children age 0-2

**446** children age 3-5

**446** children age 6-12

**1,371** children served

**\$5,126,922**

in total CCAP payments to providers in the district

The Child Care Assistance Program (CCAP), funded through IDHS, helps families pay for child care while they work or go to school.

### EARLY CHILDHOOD BLOCK GRANT

ILLINOIS STATE BOARD OF EDUCATION (ISBE)

**7** Prevention Initiative programs

**234** children age 0-2

**50** Preschool for All programs

**2,211** children age 3-5

**2,445** children served

The Early Childhood Block Grant is funded by ISBE to help programs provide high-quality early education opportunities through Preschool for All (PFA) and Prevention Initiative (PI) services for infants, toddlers, and expectant families.

### HEAD START & EARLY HEAD START

US DEPARTMENT OF HEALTH & HUMAN SERVICES

**3** Early Head Start sites

**51** children age 0-2

**10** Head Start sites

**350** children age 3-5

**401** children served

Head Start programs for 3- and 4-year-olds, along with Early Head Start for infants and toddlers, are federally-funded early education programs for families living below the poverty line and designed to meet the comprehensive needs of families.

For source information on the data cited in this profile, please email:

[advocacy@actforchildren.org](mailto:advocacy@actforchildren.org)



# Child Care and Early Education Profile: 2023

48th State Senate District Senator Doris Turner

## A Snapshot of Children in State Senate District 48

**15,530** Children 0 to 5 } **77%** of children 0 to 5 live in households where all parents work  
**18,828** Children 6 to 12  
**34,358** Total children under 13

## What child care options are available to families?



**39** Child care centers can serve up to **4,650** children



**124** Licensed child care homes can serve up to **1,154** children



**581** License-exempt home caregivers can serve around **1435** children

## How much are families paying for child care?

**MEDIAN FAMILY INCOME: \$78,004**

**INFANT:** Average annual price of licensed care



Home-based: **\$8,987**



Center-based: **\$12,263**

This is **12%-16%** of a family's income.

**PRESCHOOLER:** Average annual price of licensed care



Home-based: **\$7,969**



Center-based: **\$8,940**

This is **10%-11%** of a family's income.

The cost of center care rivals college tuition: **\$14,579**

## What programs support children & families in your district?

### CHILD CARE ASSISTANCE PROGRAM

ILLINOIS DEPARTMENT OF HUMAN SERVICES (IDHS)

**1,618** children age 0-2

**1,501** children age 3-5

**1,953** children age 6-12

**5,127** children served

**\$17,301,725**

in total CCAP payments to providers in the district

The Child Care Assistance Program (CCAP), funded through IDHS, helps families pay for child care while they work or go to school.

### EARLY CHILDHOOD BLOCK GRANT

ILLINOIS STATE BOARD OF EDUCATION (ISBE)

**4** Prevention Initiative programs

**309** children age 0-2

**8** Preschool for All programs

**660** children age 3-5

**969** children served

The Early Childhood Block Grant is funded by ISBE to help programs provide high-quality early education opportunities through Preschool for All (PFA) and Prevention Initiative (PI) services for infants, toddlers, and expectant families.

### HEAD START & EARLY HEAD START

US DEPARTMENT OF HEALTH & HUMAN SERVICES

**2** Early Head Start sites

**238** children age 0-2

**3** Head Start sites

**547** children age 3-5

**785** children served

Head Start programs for 3- and 4-year-olds, along with Early Head Start for infants and toddlers, are federally-funded early education programs for families living below the poverty line and designed to meet the comprehensive needs of families.

For source information on the data cited in this profile, please email:

[advocacy@actforchildren.org](mailto:advocacy@actforchildren.org)



# Child Care and Early Education Profile: 2023

49th State Senate District Senator Meg Loughran Cappel

## A Snapshot of Children in State Senate District 49

**16,274** Children 0 to 5 } **67%** of children 0 to 5 live in households where all parents work  
**23,048** Children 6 to 12  
**39,322** Total children under 13

## What child care options are available to families?



**31** Child care centers can serve up to **3,357** children



**94** Licensed child care homes can serve up to **965** children



**108** License-exempt home caregivers can serve around **250** children

## How much are families paying for child care?

**MEDIAN FAMILY INCOME: \$112,575**

**INFANT:** Average annual price of licensed care



Home-based: **\$9,616**



Center-based: **\$16,025**

This is **9%-14%** of a family's income.

**PRESCHOOLER:** Average annual price of licensed care



Home-based: **\$8,653**



Center-based: **\$11,970**

This is **8%-11%** of a family's income.

The cost of center care rivals college tuition: **\$14,579**

## What programs support children & families in your district?

### CHILD CARE ASSISTANCE PROGRAM

ILLINOIS DEPARTMENT OF HUMAN SERVICES (IDHS)

**598** children age 0-2

**649** children age 3-5

**657** children age 6-12

**1,927** children served

**\$8,363,312**

in total CCAP payments to providers in the district

The Child Care Assistance Program (CCAP), funded through IDHS, helps families pay for child care while they work or go to school.

### EARLY CHILDHOOD BLOCK GRANT

ILLINOIS STATE BOARD OF EDUCATION (ISBE)

**0** Prevention Initiative programs

**0** children age 0-2

**7** Preschool for All programs

**376** children age 3-5

**376** children served

The Early Childhood Block Grant is funded by ISBE to help programs provide high-quality early education opportunities through Preschool for All (PFA) and Prevention Initiative (PI) services for infants, toddlers, and expectant families.

### HEAD START & EARLY HEAD START

US DEPARTMENT OF HEALTH & HUMAN SERVICES

**0** Early Head Start sites

**0** children age 0-2

**0** Head Start sites

**0** children age 3-5

**0** children served

Head Start programs for 3- and 4-year-olds, along with Early Head Start for infants and toddlers, are federally-funded early education programs for families living below the poverty line and designed to meet the comprehensive needs of families.

For source information on the data cited in this profile, please email:

[advocacy@actforchildren.org](mailto:advocacy@actforchildren.org)



# Child Care and Early Education Profile: 2023

50th State Senate District Senator Jill Tracy

## A Snapshot of Children in State Senate District 50

**14,209** Children 0 to 5 } **76%** of children 0 to 5 live in households where all parents work  
**18,524** Children 6 to 12  
**32,733** Total children under 13

## What child care options are available to families?



**27** Child care centers can serve up to **2,438** children



**190** Licensed child care homes can serve up to **1,736** children



**127** License-exempt home caregivers can serve around **282** children

## How much are families paying for child care?

**MEDIAN FAMILY INCOME: \$79,152**

**INFANT:** Average annual price of licensed care



Home-based: **\$7,195**



Center-based: **\$10,608**

This is **9%-13%** of a family's income.

**PRESCHOOLER:** Average annual price of licensed care



Home-based: **\$6,576**



Center-based: **\$7,934**

This is **8%-10%** of a family's income.

The cost of center care rivals college tuition: **\$14,579**

## What programs support children & families in your district?

### CHILD CARE ASSISTANCE PROGRAM

ILLINOIS DEPARTMENT OF HUMAN SERVICES (IDHS)

**529** children age 0-2

**521** children age 3-5

**552** children age 6-12

**1,616** children served

**\$5,312,826**

in total CCAP payments to providers in the district

The Child Care Assistance Program (CCAP), funded through IDHS, helps families pay for child care while they work or go to school.

### EARLY CHILDHOOD BLOCK GRANT

ILLINOIS STATE BOARD OF EDUCATION (ISBE)

**16** Prevention Initiative programs

**597** children age 0-2

**34** Preschool for All programs

**2,092** children age 3-5

**2,689** children served

The Early Childhood Block Grant is funded by ISBE to help programs provide high-quality early education opportunities through Preschool for All (PFA) and Prevention Initiative (PI) services for infants, toddlers, and expectant families.

### HEAD START & EARLY HEAD START

US DEPARTMENT OF HEALTH & HUMAN SERVICES

**9** Early Head Start sites

**146** children age 0-2

**10** Head Start sites

**628** children age 3-5

**774** children served

Head Start programs for 3- and 4-year-olds, along with Early Head Start for infants and toddlers, are federally-funded early education programs for families living below the poverty line and designed to meet the comprehensive needs of families.

For source information on the data cited in this profile, please email:

[advocacy@actforchildren.org](mailto:advocacy@actforchildren.org)





# Child Care and Early Education Profile: 2023

51st State Senate District Senator Chapin Rose

## A Snapshot of Children in State Senate District 51

**14,633** Children 0 to 5 } **71%** of children 0 to 5 live in households where all parents work  
**19,290** Children 6 to 12  
**33,922** Total children under 13

## What child care options are available to families?



**33** Child care centers can serve up to **2,506** children



**160** Licensed child care homes can serve up to **1,571** children



**72** License-exempt home caregivers can serve around **152** children

## How much are families paying for child care?

**MEDIAN FAMILY INCOME: \$77,584**

**INFANT:** Average annual price of licensed care



Home-based: **\$7,391**



Center-based: **\$9,982**

This is **10%-13%** of a family's income.

**PRESCHOOLER:** Average annual price of licensed care



Home-based: **\$6,787**



Center-based: **\$7,718**

This is **9%-10%** of a family's income.

The cost of center care rivals college tuition: **\$14,579**

## What programs support children & families in your district?

### CHILD CARE ASSISTANCE PROGRAM

ILLINOIS DEPARTMENT OF HUMAN SERVICES (IDHS)

**542** children age 0-2

**630** children age 3-5

**593** children age 6-12

**1,781** children served

**\$6,373,734**

in total CCAP payments to providers in the district

The Child Care Assistance Program (CCAP), funded through IDHS, helps families pay for child care while they work or go to school.

### EARLY CHILDHOOD BLOCK GRANT

ILLINOIS STATE BOARD OF EDUCATION (ISBE)

**4** Prevention Initiative programs

**273** children age 0-2

**33** Preschool for All programs

**1,948** children age 3-5

**2,221** children served

The Early Childhood Block Grant is funded by ISBE to help programs provide high-quality early education opportunities through Preschool for All (PFA) and Prevention Initiative (PI) services for infants, toddlers, and expectant families.

### HEAD START & EARLY HEAD START

US DEPARTMENT OF HEALTH & HUMAN SERVICES

**0** Early Head Start sites

**0** children age 0-2

**16** Head Start sites

**326** children age 3-5

**326** children served

Head Start programs for 3- and 4-year-olds, along with Early Head Start for infants and toddlers, are federally-funded early education programs for families living below the poverty line and designed to meet the comprehensive needs of families.

For source information on the data cited in this profile, please email:

[advocacy@actforchildren.org](mailto:advocacy@actforchildren.org)



# Child Care and Early Education Profile: 2023

52nd State Senate District Senator Paul Faraci

## A Snapshot of Children in State Senate District 52

**14,248** Children 0 to 5 } **72%** of children 0 to 5 live in households where all parents work  
**15,479** Children 6 to 12  
**29,726** Total children under 13

## What child care options are available to families?



**51** Child care centers can serve up to **7,059** children



**225** Licensed child care homes can serve up to **2,080** children



**409** License-exempt home caregivers can serve around **979** children

## How much are families paying for child care?

**MEDIAN FAMILY INCOME: \$75,073**

**INFANT:** Average annual price of licensed care



Home-based: **\$8,409**



Center-based: **\$15,400**

This is **11%-21%** of a family's income.

**PRESCHOOLER:** Average annual price of licensed care



Home-based: **\$7,413**



Center-based: **\$11,149**

This is **10%-15%** of a family's income.

The cost of center care rivals college tuition: **\$14,579**

## What programs support children & families in your district?

### CHILD CARE ASSISTANCE PROGRAM

ILLINOIS DEPARTMENT OF HUMAN SERVICES (IDHS)

**1,724** children age 0-2

**1,686** children age 3-5

**2,034** children age 6-12

**5,498** children served

**\$21,148,452**

in total CCAP payments to providers in the district

The Child Care Assistance Program (CCAP), funded through IDHS, helps families pay for child care while they work or go to school.

### EARLY CHILDHOOD BLOCK GRANT

ILLINOIS STATE BOARD OF EDUCATION (ISBE)

**5** Prevention Initiative programs

**395** children age 0-2

**15** Preschool for All programs

**1,832** children age 3-5

**2,227** children served

The Early Childhood Block Grant is funded by ISBE to help programs provide high-quality early education opportunities through Preschool for All (PFA) and Prevention Initiative (PI) services for infants, toddlers, and expectant families.

### HEAD START & EARLY HEAD START

US DEPARTMENT OF HEALTH & HUMAN SERVICES

**7** Early Head Start sites

**253** children age 0-2

**9** Head Start sites

**645** children age 3-5

**898** children served

Head Start programs for 3- and 4-year-olds, along with Early Head Start for infants and toddlers, are federally-funded early education programs for families living below the poverty line and designed to meet the comprehensive needs of families.

For source information on the data cited in this profile, please email:

[advocacy@actforchildren.org](mailto:advocacy@actforchildren.org)



# Child Care and Early Education Profile: 2023

53rd State Senate District Senator Tom Bennett

## A Snapshot of Children in State Senate District 53

**15,037** Children 0 to 5 } **74%** of children 0 to 5 live in households where all parents work  
**19,837** Children 6 to 12  
**34,874** Total children under 13

## What child care options are available to families?



**31** Child care centers can serve up to **1,888** children



**86** Licensed child care homes can serve up to **870** children



**52** License-exempt home caregivers can serve around **116** children

## How much are families paying for child care?

**MEDIAN FAMILY INCOME: \$86,260**

**INFANT:** Average annual price of licensed care



Home-based: **\$7,513**



Center-based: **\$12,011**

This is **9%-14%** of a family's income.

**PRESCHOOLER:** Average annual price of licensed care



Home-based: **\$7,418**



Center-based: **\$10,276**

This is **9%-12%** of a family's income.

The cost of center care rivals college tuition: **\$14,579**

## What programs support children & families in your district?

### CHILD CARE ASSISTANCE PROGRAM

ILLINOIS DEPARTMENT OF HUMAN SERVICES (IDHS)

**350** children age 0-2

**357** children age 3-5

**318** children age 6-12

**1,032** children served

**\$4,041,342**

in total CCAP payments to providers in the district

The Child Care Assistance Program (CCAP), funded through IDHS, helps families pay for child care while they work or go to school.

### EARLY CHILDHOOD BLOCK GRANT

ILLINOIS STATE BOARD OF EDUCATION (ISBE)

**0** Prevention Initiative programs

**0** children age 0-2

**24** Preschool for All programs

**1,384** children age 3-5

**1,384** children served

The Early Childhood Block Grant is funded by ISBE to help programs provide high-quality early education opportunities through Preschool for All (PFA) and Prevention Initiative (PI) services for infants, toddlers, and expectant families.

### HEAD START & EARLY HEAD START

US DEPARTMENT OF HEALTH & HUMAN SERVICES

**5** Early Head Start sites

**58** children age 0-2

**9** Head Start sites

**208** children age 3-5

**266** children served

Head Start programs for 3- and 4-year-olds, along with Early Head Start for infants and toddlers, are federally-funded early education programs for families living below the poverty line and designed to meet the comprehensive needs of families.

For source information on the data cited in this profile, please email:

[advocacy@actforchildren.org](mailto:advocacy@actforchildren.org)



# Child Care and Early Education Profile: 2023

54th State Senate District Senator Steven McClure

## A Snapshot of Children in State Senate District 54

**14,783** Children 0 to 5 } **73%** of children 0 to 5 live in households where all parents work  
**19,454** Children 6 to 12  
**34,237** Total children under 13

## What child care options are available to families?



**36** Child care centers can serve up to **2,777** children



**145** Licensed child care homes can serve up to **1,411** children



**88** License-exempt home caregivers can serve around **173** children

## How much are families paying for child care?

**MEDIAN FAMILY INCOME: \$82,097**

**INFANT:** Average annual price of licensed care



Home-based: **\$7,525**



Center-based: **\$10,488**

This is **9%-13%** of a family's income.

**PRESCHOOLER:** Average annual price of licensed care



Home-based: **\$6,805**



Center-based: **\$7,572**

This is **8%-9%** of a family's income.

The cost of center care rivals college tuition: **\$14,579**

## What programs support children & families in your district?

### CHILD CARE ASSISTANCE PROGRAM

ILLINOIS DEPARTMENT OF HUMAN SERVICES (IDHS)

**521** children age 0-2

**491** children age 3-5

**416** children age 6-12

**1,436** children served

**\$5,068,695**

in total CCAP payments to providers in the district

The Child Care Assistance Program (CCAP), funded through IDHS, helps families pay for child care while they work or go to school.

### EARLY CHILDHOOD BLOCK GRANT

ILLINOIS STATE BOARD OF EDUCATION (ISBE)

**13** Prevention Initiative programs

**584** children age 0-2

**36** Preschool for All programs

**2,450** children age 3-5

**3,034** children served

The Early Childhood Block Grant is funded by ISBE to help programs provide high-quality early education opportunities through Preschool for All (PFA) and Prevention Initiative (PI) services for infants, toddlers, and expectant families.

### HEAD START & EARLY HEAD START

US DEPARTMENT OF HEALTH & HUMAN SERVICES

**5** Early Head Start sites

**96** children age 0-2

**12** Head Start sites

**327** children age 3-5

**423** children served

Head Start programs for 3- and 4-year-olds, along with Early Head Start for infants and toddlers, are federally-funded early education programs for families living below the poverty line and designed to meet the comprehensive needs of families.

For source information on the data cited in this profile, please email:

[advocacy@actforchildren.org](mailto:advocacy@actforchildren.org)



# Child Care and Early Education Profile: 2023

55th State Senate District Senator Jason Plummer

## A Snapshot of Children in State Senate District 55

**15,464** Children 0 to 5 } **77%** of children 0 to 5 live in households where all parents work  
**19,485** Children 6 to 12  
**34,949** Total children under 13

## What child care options are available to families?



**51** Child care centers can serve up to **4,144** children



**87** Licensed child care homes can serve up to **879** children



**62** License-exempt home caregivers can serve around **137** children

## How much are families paying for child care?

**MEDIAN FAMILY INCOME: \$83,809**

**INFANT:** Average annual price of licensed care



Home-based: **\$7,709**



Center-based: **\$11,218**

This is **9%-13%** of a family's income.

**PRESCHOOLER:** Average annual price of licensed care



Home-based: **\$7,143**



Center-based: **\$8,531**

This is **9%-10%** of a family's income.

The cost of center care rivals college tuition: **\$14,579**

## What programs support children & families in your district?

### CHILD CARE ASSISTANCE PROGRAM

ILLINOIS DEPARTMENT OF HUMAN SERVICES (IDHS)

**480** children age 0-2

**491** children age 3-5

**500** children age 6-12

**1,480** children served

**\$5,241,352**

in total CCAP payments to providers in the district

The Child Care Assistance Program (CCAP), funded through IDHS, helps families pay for child care while they work or go to school.

### EARLY CHILDHOOD BLOCK GRANT

ILLINOIS STATE BOARD OF EDUCATION (ISBE)

**8** Prevention Initiative programs

**385** children age 0-2

**40** Preschool for All programs

**1,868** children age 3-5

**2,253** children served

The Early Childhood Block Grant is funded by ISBE to help programs provide high-quality early education opportunities through Preschool for All (PFA) and Prevention Initiative (PI) services for infants, toddlers, and expectant families.

### HEAD START & EARLY HEAD START

US DEPARTMENT OF HEALTH & HUMAN SERVICES

**5** Early Head Start sites

**149** children age 0-2

**7** Head Start sites

**414** children age 3-5

**563** children served

Head Start programs for 3- and 4-year-olds, along with Early Head Start for infants and toddlers, are federally-funded early education programs for families living below the poverty line and designed to meet the comprehensive needs of families.

For source information on the data cited in this profile, please email:

[advocacy@actforchildren.org](mailto:advocacy@actforchildren.org)



# Child Care and Early Education Profile: 2023

56th State Senate District Senator Erica Conway Harriss

## A Snapshot of Children in State Senate District 56

**14,865** Children 0 to 5 } **75%** of children 0 to 5 live in households where all parents work  
**18,653** Children 6 to 12  
**33,519** Total children under 13

## What child care options are available to families?



**44** Child care centers can serve up to **3,729** children



**51** Licensed child care homes can serve up to **519** children



**163** License-exempt home caregivers can serve around **368** children

## How much are families paying for child care?

**MEDIAN FAMILY INCOME: \$78,744**

**INFANT:** Average annual price of licensed care



Home-based: **\$9,359**



Center-based: **\$13,942**

This is **12%-18%** of a family's income.

**PRESCHOOLER:** Average annual price of licensed care



Home-based: **\$8,215**



Center-based: **\$10,168**

This is **10%-13%** of a family's income.

The cost of center care rivals college tuition: **\$14,579**

## What programs support children & families in your district?

### CHILD CARE ASSISTANCE PROGRAM

ILLINOIS DEPARTMENT OF HUMAN SERVICES (IDHS)

**731** children age 0-2

**726** children age 3-5

**832** children age 6-12

**2,299** children served

**\$8,286,047**

in total CCAP payments to providers in the district

The Child Care Assistance Program (CCAP), funded through IDHS, helps families pay for child care while they work or go to school.

### EARLY CHILDHOOD BLOCK GRANT

ILLINOIS STATE BOARD OF EDUCATION (ISBE)

**5** Prevention Initiative programs

**415** children age 0-2

**28** Preschool for All programs

**1,599** children age 3-5

**2,014** children served

The Early Childhood Block Grant is funded by ISBE to help programs provide high-quality early education opportunities through Preschool for All (PFA) and Prevention Initiative (PI) services for infants, toddlers, and expectant families.

### HEAD START & EARLY HEAD START

US DEPARTMENT OF HEALTH & HUMAN SERVICES

**6** Early Head Start sites

**290** children age 0-2

**6** Head Start sites

**530** children age 3-5

**820** children served

Head Start programs for 3- and 4-year-olds, along with Early Head Start for infants and toddlers, are federally-funded early education programs for families living below the poverty line and designed to meet the comprehensive needs of families.

For source information on the data cited in this profile, please email:

[advocacy@actforchildren.org](mailto:advocacy@actforchildren.org)





# Child Care and Early Education Profile: 2023

57th State Senate District Senator Chris Belt

## A Snapshot of Children in State Senate District 57

**16,516** Children 0 to 5 } **75%** of children 0 to 5 live in households where all parents work  
**20,649** Children 6 to 12  
**37,165** Total children under 13

## What child care options are available to families?



**49** Child care centers can serve up to **4,632** children



**166** Licensed child care homes can serve up to **1,536** children



**462** License-exempt home caregivers can serve around **1028** children

## How much are families paying for child care?

**MEDIAN FAMILY INCOME: \$79,257**

**INFANT:** Average annual price of licensed care



Home-based: **\$9,569**



Center-based: **\$13,060**

This is **12%-16%** of a family's income.

**PRESCHOOLER:** Average annual price of licensed care



Home-based: **\$8,385**



Center-based: **\$8,888**

This is **11%-11%** of a family's income.

The cost of center care rivals college tuition: **\$14,579**

## What programs support children & families in your district?

### CHILD CARE ASSISTANCE PROGRAM

ILLINOIS DEPARTMENT OF HUMAN SERVICES (IDHS)

**1,336** children age 0-2

**1,406** children age 3-5

**1,757** children age 6-12

**4,548** children served

**\$15,507,433**

in total CCAP payments to providers in the district

The Child Care Assistance Program (CCAP), funded through IDHS, helps families pay for child care while they work or go to school.

### EARLY CHILDHOOD BLOCK GRANT

ILLINOIS STATE BOARD OF EDUCATION (ISBE)

**3** Prevention Initiative programs

**440** children age 0-2

**29** Preschool for All programs

**1,864** children age 3-5

**2,304** children served

The Early Childhood Block Grant is funded by ISBE to help programs provide high-quality early education opportunities through Preschool for All (PFA) and Prevention Initiative (PI) services for infants, toddlers, and expectant families.

### HEAD START & EARLY HEAD START

US DEPARTMENT OF HEALTH & HUMAN SERVICES

**6** Early Head Start sites

**267** children age 0-2

**7** Head Start sites

**386** children age 3-5

**653** children served

Head Start programs for 3- and 4-year-olds, along with Early Head Start for infants and toddlers, are federally-funded early education programs for families living below the poverty line and designed to meet the comprehensive needs of families.

For source information on the data cited in this profile, please email:

[advocacy@actforchildren.org](mailto:advocacy@actforchildren.org)



# Child Care and Early Education Profile: 2023

58th State Senate District Senator Terri Bryant

## A Snapshot of Children in State Senate District 58

**15,318** Children 0 to 5 } **68%** of children 0 to 5 live in households where all parents work  
**18,751** Children 6 to 12  
**34,069** Total children under 13

## What child care options are available to families?



**42** Child care centers can serve up to **3,224** children



**58** Licensed child care homes can serve up to **604** children



**103** License-exempt home caregivers can serve around **254** children

## How much are families paying for child care?

**MEDIAN FAMILY INCOME: \$75,044**

**INFANT:** Average annual price of licensed care



Home-based: **\$8,312**



Center-based: **\$11,687**

This is **11%-16%** of a family's income.

**PRESCHOOLER:** Average annual price of licensed care



Home-based: **\$7,448**



Center-based: **\$8,274**

This is **10%-11%** of a family's income.

The cost of center care rivals college tuition: **\$14,579**

## What programs support children & families in your district?

### CHILD CARE ASSISTANCE PROGRAM

ILLINOIS DEPARTMENT OF HUMAN SERVICES (IDHS)

**512** children age 0-2

**486** children age 3-5

**399** children age 6-12

**1,410** children served

**\$4,924,118**

in total CCAP payments to providers in the district

The Child Care Assistance Program (CCAP), funded through IDHS, helps families pay for child care while they work or go to school.

### EARLY CHILDHOOD BLOCK GRANT

ILLINOIS STATE BOARD OF EDUCATION (ISBE)

**10** Prevention Initiative programs

**273** children age 0-2

**36** Preschool for All programs

**1,730** children age 3-5

**2,003** children served

The Early Childhood Block Grant is funded by ISBE to help programs provide high-quality early education opportunities through Preschool for All (PFA) and Prevention Initiative (PI) services for infants, toddlers, and expectant families.

### HEAD START & EARLY HEAD START

US DEPARTMENT OF HEALTH & HUMAN SERVICES

**3** Early Head Start sites

**110** children age 0-2

**15** Head Start sites

**766** children age 3-5

**876** children served

Head Start programs for 3- and 4-year-olds, along with Early Head Start for infants and toddlers, are federally-funded early education programs for families living below the poverty line and designed to meet the comprehensive needs of families.

For source information on the data cited in this profile, please email:

[advocacy@actforchildren.org](mailto:advocacy@actforchildren.org)



# Child Care and Early Education Profile: 2023

59th State Senate District Senator Dale Fowler

## A Snapshot of Children in State Senate District 59

**13,668** Children 0 to 5 } **65%** of children 0 to 5 live in households where all parents work  
**17,596** Children 6 to 12  
**31,264** Total children under 13

## What child care options are available to families?



**28** Child care centers can serve up to **2,590** children



**70** Licensed child care homes can serve up to **712** children



**234** License-exempt home caregivers can serve around **506** children

## How much are families paying for child care?

**MEDIAN FAMILY INCOME: \$67,157**

**INFANT:** Average annual price of licensed care



Home-based: **\$9,120**



Center-based: **\$12,441**

This is **14%-19%** of a family's income.

**PRESCHOOLER:** Average annual price of licensed care



Home-based: **\$8,036**



Center-based: **\$9,354**

This is **12%-14%** of a family's income.

The cost of center care rivals college tuition: **\$14,579**

## What programs support children & families in your district?

### CHILD CARE ASSISTANCE PROGRAM

ILLINOIS DEPARTMENT OF HUMAN SERVICES (IDHS)

**995** children age 0-2

**905** children age 3-5

**929** children age 6-12

**2,858** children served

**\$10,509,439**

in total CCAP payments to providers in the district

The Child Care Assistance Program (CCAP), funded through IDHS, helps families pay for child care while they work or go to school.

### EARLY CHILDHOOD BLOCK GRANT

ILLINOIS STATE BOARD OF EDUCATION (ISBE)

**13** Prevention Initiative programs

**363** children age 0-2

**42** Preschool for All programs

**2,118** children age 3-5

**2,481** children served

The Early Childhood Block Grant is funded by ISBE to help programs provide high-quality early education opportunities through Preschool for All (PFA) and Prevention Initiative (PI) services for infants, toddlers, and expectant families.

### HEAD START & EARLY HEAD START

US DEPARTMENT OF HEALTH & HUMAN SERVICES

**10** Early Head Start sites

**321** children age 0-2

**17** Head Start sites

**779** children age 3-5

**1,100** children served

Head Start programs for 3- and 4-year-olds, along with Early Head Start for infants and toddlers, are federally-funded early education programs for families living below the poverty line and designed to meet the comprehensive needs of families.

For source information on the data cited in this profile, please email:

[advocacy@actforchildren.org](mailto:advocacy@actforchildren.org)



# Child Care and Early Education Profile: 2023

1st State House District Representative Aaron Ortiz

## A Snapshot of Children in State House District 1

**8,003** Children 0 to 5 } **65%** of children 0 to 5 live in households where all parents work

**9,458** Children 6 to 12

**17,462** Total children under 13

## What child care options are available to families?



**17** Child care centers can serve up to **1,315** children



**76** Licensed child care homes can serve up to **843** children



**78** License-exempt home caregivers can serve around **159** children

## How much are families paying for child care?

**MEDIAN FAMILY INCOME: \$61,446**

**INFANT:** Average annual price of licensed care



Home-based: **\$10,559**



Center-based: **\$16,528**

This is **17%-27%** of a family's income.

**PRESCHOOLER:** Average annual price of licensed care



Home-based: **\$9,038**



Center-based: **\$11,717**

This is **15%-19%** of a family's income.

The cost of center care rivals college tuition: **\$14,579**

## What programs support children & families in your district?

### CHILD CARE ASSISTANCE PROGRAM

ILLINOIS DEPARTMENT OF HUMAN SERVICES (IDHS)

**641** children age 0-2

**787** children age 3-5

**798** children age 6-12

**2,249** children served

**\$11,976,972**

in total CCAP payments to providers in the district

The Child Care Assistance Program (CCAP), funded through IDHS, helps families pay for child care while they work or go to school.

### EARLY CHILDHOOD BLOCK GRANT

ILLINOIS STATE BOARD OF EDUCATION (ISBE)

**2** Prevention Initiative programs

**131** children age 0-2

**14** Preschool for All programs

**978** children age 3-5

**1,109** children served

The Early Childhood Block Grant is funded by ISBE to help programs provide high-quality early education opportunities through Preschool for All (PFA) and Prevention Initiative (PI) services for infants, toddlers, and expectant families.

### HEAD START & EARLY HEAD START

US DEPARTMENT OF HEALTH & HUMAN SERVICES

**4** Early Head Start sites

**236** children age 0-2

**4** Head Start sites

**68** children age 3-5

**304** children served

Head Start programs for 3- and 4-year-olds, along with Early Head Start for infants and toddlers, are federally-funded early education programs for families living below the poverty line and designed to meet the comprehensive needs of families.

For source information on the data cited in this profile, please email:

[advocacy@actforchildren.org](mailto:advocacy@actforchildren.org)



# Child Care and Early Education Profile: 2023

2nd State House District Representative Elizabeth (Lisa) Hernandez

## A Snapshot of Children in State House District 2

**8,167** Children 0 to 5 } **73%** of children 0 to 5 live in households where all parents work  
**11,466** Children 6 to 12  
**19,633** Total children under 13

## What child care options are available to families?



**31** Child care centers can serve up to **1,881** children



**58** Licensed child care homes can serve up to **607** children



**53** License-exempt home caregivers can serve around **120** children

## How much are families paying for child care?

**MEDIAN FAMILY INCOME: \$75,870**

**INFANT:** Average annual price of licensed care



Home-based: **\$10,870**



Center-based: **\$16,458**

This is **14%-22%** of a family's income.

**PRESCHOOLER:** Average annual price of licensed care



Home-based: **\$9,664**



Center-based: **\$11,405**

This is **13%-15%** of a family's income.

The cost of center care rivals college tuition: **\$14,579**

## What programs support children & families in your district?

### CHILD CARE ASSISTANCE PROGRAM

ILLINOIS DEPARTMENT OF HUMAN SERVICES (IDHS)

**502** children age 0-2

**548** children age 3-5

**583** children age 6-12

**1,642** children served

**\$8,539,462**

in total CCAP payments to providers in the district

The Child Care Assistance Program (CCAP), funded through IDHS, helps families pay for child care while they work or go to school.

### EARLY CHILDHOOD BLOCK GRANT

ILLINOIS STATE BOARD OF EDUCATION (ISBE)

**8** Prevention Initiative programs

**567** children age 0-2

**19** Preschool for All programs

**1,133** children age 3-5

**1,700** children served

The Early Childhood Block Grant is funded by ISBE to help programs provide high-quality early education opportunities through Preschool for All (PFA) and Prevention Initiative (PI) services for infants, toddlers, and expectant families.

### HEAD START & EARLY HEAD START

US DEPARTMENT OF HEALTH & HUMAN SERVICES

**6** Early Head Start sites

**164** children age 0-2

**6** Head Start sites

**264** children age 3-5

**428** children served

Head Start programs for 3- and 4-year-olds, along with Early Head Start for infants and toddlers, are federally-funded early education programs for families living below the poverty line and designed to meet the comprehensive needs of families.

For source information on the data cited in this profile, please email:

[advocacy@actforchildren.org](mailto:advocacy@actforchildren.org)



# Child Care and Early Education Profile: 2023

3rd State House District Representative Eva-Dina Delgado

## A Snapshot of Children in State House District 3

**7,992** Children 0 to 5 } **74%** of children 0 to 5 live in households where all parents work

**8,875** Children 6 to 12

**16,867** Total children under 13

## What child care options are available to families?



**35** Child care centers can serve up to **2,799** children



**60** Licensed child care homes can serve up to **663** children



**59** License-exempt home caregivers can serve around **126** children

## How much are families paying for child care?

**MEDIAN FAMILY INCOME: \$84,810**

**INFANT:** Average annual price of licensed care



Home-based: **\$12,015**



Center-based: **\$15,100**

This is **14%-18%** of a family's income.

**PRESCHOOLER:** Average annual price of licensed care



Home-based: **\$9,671**



Center-based: **\$10,929**

This is **11%-13%** of a family's income.

The cost of center care rivals college tuition: **\$14,579**

## What programs support children & families in your district?

### CHILD CARE ASSISTANCE PROGRAM

ILLINOIS DEPARTMENT OF HUMAN SERVICES (IDHS)

**457** children age 0-2

**516** children age 3-5

**566** children age 6-12

**1,557** children served

**\$7,785,524**

in total CCAP payments to providers in the district

The Child Care Assistance Program (CCAP), funded through IDHS, helps families pay for child care while they work or go to school.

### EARLY CHILDHOOD BLOCK GRANT

ILLINOIS STATE BOARD OF EDUCATION (ISBE)

**5** Prevention Initiative programs

**160** children age 0-2

**20** Preschool for All programs

**1,262** children age 3-5

**1,422** children served

The Early Childhood Block Grant is funded by ISBE to help programs provide high-quality early education opportunities through Preschool for All (PFA) and Prevention Initiative (PI) services for infants, toddlers, and expectant families.

### HEAD START & EARLY HEAD START

US DEPARTMENT OF HEALTH & HUMAN SERVICES

**7** Early Head Start sites

**247** children age 0-2

**4** Head Start sites

**195** children age 3-5

**442** children served

Head Start programs for 3- and 4-year-olds, along with Early Head Start for infants and toddlers, are federally-funded early education programs for families living below the poverty line and designed to meet the comprehensive needs of families.

For source information on the data cited in this profile, please email:

[advocacy@actforchildren.org](mailto:advocacy@actforchildren.org)





# Child Care and Early Education Profile: 2023

4th State House District Representative Lilian Jimenez

## A Snapshot of Children in State House District 4

**7,828** Children 0 to 5 } **69%** of children 0 to 5 live in households where all parents work  
**9,456** Children 6 to 12

**17,284** Total children under 13

## What child care options are available to families?



**32** Child care centers can serve up to **2,657** children



**51** Licensed child care homes can serve up to **514** children



**115** License-exempt home caregivers can serve around **252** children

## How much are families paying for child care?

**MEDIAN FAMILY INCOME: \$70,337**

**INFANT:** Average annual price of licensed care



Home-based: **\$11,189**



Center-based: **\$14,723**

This is **16%-21%** of a family's income.

**PRESCHOOLER:** Average annual price of licensed care



Home-based: **\$9,641**



Center-based: **\$9,884**

This is **14%-14%** of a family's income.

The cost of center care rivals college tuition: **\$14,579**

## What programs support children & families in your district?

### CHILD CARE ASSISTANCE PROGRAM

ILLINOIS DEPARTMENT OF HUMAN SERVICES (IDHS)

**666** children age 0-2

**634** children age 3-5

**708** children age 6-12

**2,038** children served

**\$10,024,966**

in total CCAP payments to providers in the district

The Child Care Assistance Program (CCAP), funded through IDHS, helps families pay for child care while they work or go to school.

### EARLY CHILDHOOD BLOCK GRANT

ILLINOIS STATE BOARD OF EDUCATION (ISBE)

**9** Prevention Initiative programs

**463** children age 0-2

**24** Preschool for All programs

**1,232** children age 3-5

**1,695** children served

The Early Childhood Block Grant is funded by ISBE to help programs provide high-quality early education opportunities through Preschool for All (PFA) and Prevention Initiative (PI) services for infants, toddlers, and expectant families.

### HEAD START & EARLY HEAD START

US DEPARTMENT OF HEALTH & HUMAN SERVICES

**12** Early Head Start sites

**553** children age 0-2

**9** Head Start sites

**284** children age 3-5

**837** children served

Head Start programs for 3- and 4-year-olds, along with Early Head Start for infants and toddlers, are federally-funded early education programs for families living below the poverty line and designed to meet the comprehensive needs of families.

For source information on the data cited in this profile, please email:

[advocacy@actforchildren.org](mailto:advocacy@actforchildren.org)



# Child Care and Early Education Profile: 2023

5th State House District Representative Kimberly du Buclet

## A Snapshot of Children in State House District 5

**5,415** Children 0 to 5 } **72%** of children 0 to 5 live in households where all parents work  
**6,479** Children 6 to 12

**11,893** Total children under 13

## What child care options are available to families?



**40** Child care centers can serve up to **3,336** children



**52** Licensed child care homes can serve up to **459** children



**162** License-exempt home caregivers can serve around **382** children

## How much are families paying for child care?

**MEDIAN FAMILY INCOME: \$82,987**

**INFANT:** Average annual price of licensed care



Home-based: **\$11,151**



Center-based: **\$15,771**

This is **13%-19%** of a family's income.

**PRESCHOOLER:** Average annual price of licensed care



Home-based: **\$9,411**



Center-based: **\$11,835**

This is **11%-14%** of a family's income.

The cost of center care rivals college tuition: **\$14,579**

## What programs support children & families in your district?

### CHILD CARE ASSISTANCE PROGRAM

ILLINOIS DEPARTMENT OF HUMAN SERVICES (IDHS)

**760** children age 0-2

**913** children age 3-5

**1,133** children age 6-12

**2,855** children served

**\$13,235,669**

in total CCAP payments to providers in the district

The Child Care Assistance Program (CCAP), funded through IDHS, helps families pay for child care while they work or go to school.

### EARLY CHILDHOOD BLOCK GRANT

ILLINOIS STATE BOARD OF EDUCATION (ISBE)

**5** Prevention Initiative programs

**230** children age 0-2

**18** Preschool for All programs

**801** children age 3-5

**1,031** children served

The Early Childhood Block Grant is funded by ISBE to help programs provide high-quality early education opportunities through Preschool for All (PFA) and Prevention Initiative (PI) services for infants, toddlers, and expectant families.

### HEAD START & EARLY HEAD START

US DEPARTMENT OF HEALTH & HUMAN SERVICES

**8** Early Head Start sites

**296** children age 0-2

**5** Head Start sites

**303** children age 3-5

**599** children served

Head Start programs for 3- and 4-year-olds, along with Early Head Start for infants and toddlers, are federally-funded early education programs for families living below the poverty line and designed to meet the comprehensive needs of families.

For source information on the data cited in this profile, please email:

[advocacy@actforchildren.org](mailto:advocacy@actforchildren.org)



# Child Care and Early Education Profile: 2023

6th State House District Representative Sonya Harper

## A Snapshot of Children in State House District 6

**7,449** Children 0 to 5 } **69%** of children 0 to 5 live in households where all parents work  
**7,971** Children 6 to 12

**15,419** Total children under 13

## What child care options are available to families?



**38** Child care centers can serve up to **3,366** children



**71** Licensed child care homes can serve up to **669** children



**216** License-exempt home caregivers can serve around **528** children

## How much are families paying for child care?

**MEDIAN FAMILY INCOME: \$47,139**

**INFANT:** Average annual price of licensed care



Home-based: **\$10,613**



Center-based: **\$16,072**

This is **23%-34%** of a family's income.

**PRESCHOOLER:** Average annual price of licensed care



Home-based: **\$9,077**



Center-based: **\$10,953**

This is **19%-23%** of a family's income.

The cost of center care rivals college tuition: **\$14,579**

## What programs support children & families in your district?

### CHILD CARE ASSISTANCE PROGRAM

ILLINOIS DEPARTMENT OF HUMAN SERVICES (IDHS)

**900** children age 0-2

**1,108** children age 3-5

**1,369** children age 6-12

**3,447** children served

**\$16,445,947**

in total CCAP payments to providers in the district

The Child Care Assistance Program (CCAP), funded through IDHS, helps families pay for child care while they work or go to school.

### EARLY CHILDHOOD BLOCK GRANT

ILLINOIS STATE BOARD OF EDUCATION (ISBE)

**6** Prevention Initiative programs

**160** children age 0-2

**32** Preschool for All programs

**1,022** children age 3-5

**1,182** children served

The Early Childhood Block Grant is funded by ISBE to help programs provide high-quality early education opportunities through Preschool for All (PFA) and Prevention Initiative (PI) services for infants, toddlers, and expectant families.

### HEAD START & EARLY HEAD START

US DEPARTMENT OF HEALTH & HUMAN SERVICES

**9** Early Head Start sites

**249** children age 0-2

**12** Head Start sites

**355** children age 3-5

**604** children served

Head Start programs for 3- and 4-year-olds, along with Early Head Start for infants and toddlers, are federally-funded early education programs for families living below the poverty line and designed to meet the comprehensive needs of families.

For source information on the data cited in this profile, please email:

[advocacy@actforchildren.org](mailto:advocacy@actforchildren.org)



# Child Care and Early Education Profile: 2023

7th State House District Representative Chris Welch

## A Snapshot of Children in State House District 7

**7,342** Children 0 to 5 } **64%** of children 0 to 5 live in households where all parents work  
**8,747** Children 6 to 12

**16,089** Total children under 13

## What child care options are available to families?



**26** Child care centers can serve up to **1,674** children



**87** Licensed child care homes can serve up to **758** children



**141** License-exempt home caregivers can serve around **324** children

## How much are families paying for child care?

**MEDIAN FAMILY INCOME: \$93,056**

**INFANT:** Average annual price of licensed care



Home-based: **\$10,670**



Center-based: **\$15,548**

This is **11%-17%** of a family's income.

**PRESCHOOLER:** Average annual price of licensed care



Home-based: **\$9,121**



Center-based: **\$10,670**

This is **10%-11%** of a family's income.

The cost of center care rivals college tuition: **\$14,579**

## What programs support children & families in your district?

### CHILD CARE ASSISTANCE PROGRAM

ILLINOIS DEPARTMENT OF HUMAN SERVICES (IDHS)

**550** children age 0-2

**684** children age 3-5

**736** children age 6-12

**1,995** children served

**\$9,405,001**

in total CCAP payments to providers in the district

The Child Care Assistance Program (CCAP), funded through IDHS, helps families pay for child care while they work or go to school.

### EARLY CHILDHOOD BLOCK GRANT

ILLINOIS STATE BOARD OF EDUCATION (ISBE)

**3** Prevention Initiative programs

**111** children age 0-2

**11** Preschool for All programs

**835** children age 3-5

**946** children served

The Early Childhood Block Grant is funded by ISBE to help programs provide high-quality early education opportunities through Preschool for All (PFA) and Prevention Initiative (PI) services for infants, toddlers, and expectant families.

### HEAD START & EARLY HEAD START

US DEPARTMENT OF HEALTH & HUMAN SERVICES

**7** Early Head Start sites

**255** children age 0-2

**4** Head Start sites

**204** children age 3-5

**459** children served

Head Start programs for 3- and 4-year-olds, along with Early Head Start for infants and toddlers, are federally-funded early education programs for families living below the poverty line and designed to meet the comprehensive needs of families.

For source information on the data cited in this profile, please email:

[advocacy@actforchildren.org](mailto:advocacy@actforchildren.org)



# Child Care and Early Education Profile: 2023

8th State House District Representative LaShawn Ford

## A Snapshot of Children in State House District 8

**9,286** Children 0 to 5 } **69%** of children 0 to 5 live in households where all parents work  
**10,820** Children 6 to 12  
**20,105** Total children under 13

## What child care options are available to families?



**30** Child care centers can serve up to **2,578** children



**107** Licensed child care homes can serve up to **1,006** children



**212** License-exempt home caregivers can serve around **465** children

## How much are families paying for child care?

**MEDIAN FAMILY INCOME: \$74,026**

**INFANT:** Average annual price of licensed care



Home-based: **\$10,644**



Center-based: **\$15,985**

This is **14%-22%** of a family's income.

**PRESCHOOLER:** Average annual price of licensed care



Home-based: **\$9,039**



Center-based: **\$12,020**

This is **12%-16%** of a family's income.

The cost of center care rivals college tuition: **\$14,579**

## What programs support children & families in your district?

### CHILD CARE ASSISTANCE PROGRAM

ILLINOIS DEPARTMENT OF HUMAN SERVICES (IDHS)

**846** children age 0-2

**903** children age 3-5

**1,091** children age 6-12

**2,897** children served

**\$13,657,768**

in total CCAP payments to providers in the district

The Child Care Assistance Program (CCAP), funded through IDHS, helps families pay for child care while they work or go to school.

### EARLY CHILDHOOD BLOCK GRANT

ILLINOIS STATE BOARD OF EDUCATION (ISBE)

**2** Prevention Initiative programs

**42** children age 0-2

**13** Preschool for All programs

**557** children age 3-5

**599** children served

The Early Childhood Block Grant is funded by ISBE to help programs provide high-quality early education opportunities through Preschool for All (PFA) and Prevention Initiative (PI) services for infants, toddlers, and expectant families.

### HEAD START & EARLY HEAD START

US DEPARTMENT OF HEALTH & HUMAN SERVICES

**3** Early Head Start sites

**47** children age 0-2

**5** Head Start sites

**215** children age 3-5

**262** children served

Head Start programs for 3- and 4-year-olds, along with Early Head Start for infants and toddlers, are federally-funded early education programs for families living below the poverty line and designed to meet the comprehensive needs of families.

For source information on the data cited in this profile, please email:

[advocacy@actforchildren.org](mailto:advocacy@actforchildren.org)



# Child Care and Early Education Profile: 2023

9th State House District Representative VACANT

## A Snapshot of Children in State House District 9

**7,473** Children 0 to 5 } **78%** of children 0 to 5 live in households where all parents work  
**7,179** Children 6 to 12

**14,652** Total children under 13

## What child care options are available to families?



**42** Child care centers can serve up to **4,490** children



**45** Licensed child care homes can serve up to **389** children



**220** License-exempt home caregivers can serve around **488** children

## How much are families paying for child care?

**MEDIAN FAMILY INCOME: \$85,106**

**INFANT:** Average annual price of licensed care



Home-based: **\$10,172**



Center-based: **\$25,133**

This is **12%-30%** of a family's income.

**PRESCHOOLER:** Average annual price of licensed care



Home-based: **\$8,951**



Center-based: **\$15,265**

This is **11%-18%** of a family's income.

The cost of center care rivals college tuition: **\$14,579**

## What programs support children & families in your district?

### CHILD CARE ASSISTANCE PROGRAM

ILLINOIS DEPARTMENT OF HUMAN SERVICES (IDHS)

**657** children age 0-2

**722** children age 3-5

**1,206** children age 6-12

**2,667** children served

**\$12,141,868**

in total CCAP payments to providers in the district

The Child Care Assistance Program (CCAP), funded through IDHS, helps families pay for child care while they work or go to school.

### EARLY CHILDHOOD BLOCK GRANT

ILLINOIS STATE BOARD OF EDUCATION (ISBE)

**9** Prevention Initiative programs

**528** children age 0-2

**27** Preschool for All programs

**926** children age 3-5

**1,454** children served

The Early Childhood Block Grant is funded by ISBE to help programs provide high-quality early education opportunities through Preschool for All (PFA) and Prevention Initiative (PI) services for infants, toddlers, and expectant families.

### HEAD START & EARLY HEAD START

US DEPARTMENT OF HEALTH & HUMAN SERVICES

**8** Early Head Start sites

**492** children age 0-2

**8** Head Start sites

**406** children age 3-5

**898** children served

Head Start programs for 3- and 4-year-olds, along with Early Head Start for infants and toddlers, are federally-funded early education programs for families living below the poverty line and designed to meet the comprehensive needs of families.

For source information on the data cited in this profile, please email:

[advocacy@actforchildren.org](mailto:advocacy@actforchildren.org)





# Child Care and Early Education Profile: 2023

## 10th State House District Representative Jawaharial Williams

### A Snapshot of Children in State House District 10

**7,526** Children 0 to 5 } **78%** of children 0 to 5 live in households where all parents work  
**6,921** Children 6 to 12  
**14,447** Total children under 13

### What child care options are available to families?



**56** Child care centers can serve up to **4,753** children



**69** Licensed child care homes can serve up to **651** children



**219** License-exempt home caregivers can serve around **507** children

### How much are families paying for child care?

**MEDIAN FAMILY INCOME: \$78,298**

**INFANT:** Average annual price of licensed care



Home-based: **\$11,536**



Center-based: **\$17,943**

This is **15%-23%** of a family's income.

**PRESCHOOLER:** Average annual price of licensed care



Home-based: **\$10,008**



Center-based: **\$12,368**

This is **13%-16%** of a family's income.

The cost of center care rivals college tuition: **\$14,579**

### What programs support children & families in your district?

#### CHILD CARE ASSISTANCE PROGRAM

ILLINOIS DEPARTMENT OF HUMAN SERVICES (IDHS)

**685** children age 0-2

**703** children age 3-5

**1,017** children age 6-12

**2,457** children served

**\$11,161,669**

in total CCAP payments to providers in the district

The Child Care Assistance Program (CCAP), funded through IDHS, helps families pay for child care while they work or go to school.

#### EARLY CHILDHOOD BLOCK GRANT

ILLINOIS STATE BOARD OF EDUCATION (ISBE)

**6** Prevention Initiative programs

**187** children age 0-2

**30** Preschool for All programs

**1,123** children age 3-5

**1,310** children served

The Early Childhood Block Grant is funded by ISBE to help programs provide high-quality early education opportunities through Preschool for All (PFA) and Prevention Initiative (PI) services for infants, toddlers, and expectant families.

#### HEAD START & EARLY HEAD START

US DEPARTMENT OF HEALTH & HUMAN SERVICES

**13** Early Head Start sites

**547** children age 0-2

**9** Head Start sites

**239** children age 3-5

**786** children served

Head Start programs for 3- and 4-year-olds, along with Early Head Start for infants and toddlers, are federally-funded early education programs for families living below the poverty line and designed to meet the comprehensive needs of families.

# Child Care and Early Education Profile: 2023

11th State House District Representative Ann Williams

## A Snapshot of Children in State House District 11

**8,029** Children 0 to 5 } **78%** of children 0 to 5 live in households where all parents work  
**6,428** Children 6 to 12

**14,457** Total children under 13

## What child care options are available to families?



**34** Child care centers can serve up to **2,731** children



**6** Licensed child care homes can serve up to **78** children



**3** License-exempt home caregivers can serve around **6** children

## How much are families paying for child care?

**MEDIAN FAMILY INCOME: \$198,441**

**INFANT:** Average annual price of licensed care



Home-based: **\$20,625**



Center-based: **\$24,500**

This is **10%-12%** of a family's income.

**PRESCHOOLER:** Average annual price of licensed care



Home-based: **\$20,625**



Center-based: **\$16,119**

This is **10%-8%** of a family's income.

The cost of center care rivals college tuition: **\$14,579**

## What programs support children & families in your district?

### CHILD CARE ASSISTANCE PROGRAM

ILLINOIS DEPARTMENT OF HUMAN SERVICES (IDHS)

**28** children age 0-2

**25** children age 3-5

**21** children age 6-12

**76** children served

**\$408,264**

in total CCAP payments to providers in the district

The Child Care Assistance Program (CCAP), funded through IDHS, helps families pay for child care while they work or go to school.

### EARLY CHILDHOOD BLOCK GRANT

ILLINOIS STATE BOARD OF EDUCATION (ISBE)

**1** Prevention Initiative programs

**12** children age 0-2

**10** Preschool for All programs

**392** children age 3-5

**404** children served

The Early Childhood Block Grant is funded by ISBE to help programs provide high-quality early education opportunities through Preschool for All (PFA) and Prevention Initiative (PI) services for infants, toddlers, and expectant families.

### HEAD START & EARLY HEAD START

US DEPARTMENT OF HEALTH & HUMAN SERVICES

**0** Early Head Start sites

**0** children age 0-2

**0** Head Start sites

**0** children age 3-5

**0** children served

Head Start programs for 3- and 4-year-olds, along with Early Head Start for infants and toddlers, are federally-funded early education programs for families living below the poverty line and designed to meet the comprehensive needs of families.

For source information on the data cited in this profile, please email:

[advocacy@actforchildren.org](mailto:advocacy@actforchildren.org)



# Child Care and Early Education Profile: 2023

12th State House District Representative Margaret Croke

## A Snapshot of Children in State House District 12

**3,653** Children 0 to 5 } **70%** of children 0 to 5 live in households where all parents work  
**3,459** Children 6 to 12  
**7,112** Total children under 13

## What child care options are available to families?



**25** Child care centers can serve up to **2,501** children



**1** Licensed child care homes can serve up to **8** children



**6** License-exempt home caregivers can serve around **13** children

## How much are families paying for child care?

**MEDIAN FAMILY INCOME: \$197,988**

**INFANT:** Average annual price of licensed care



Home-based: **\$16,250**



Center-based: **\$20,575**

This is **8%-10%** of a family's income.

**PRESCHOOLER:** Average annual price of licensed care



Home-based: **\$16,250**



Center-based: **\$14,285**

This is **8%-7%** of a family's income.

The cost of center care rivals college tuition: **\$14,579**

## What programs support children & families in your district?

### CHILD CARE ASSISTANCE PROGRAM

ILLINOIS DEPARTMENT OF HUMAN SERVICES (IDHS)

**22** children age 0-2

**11** children age 3-5

**18** children age 6-12

**56** children served

**\$252,930**

in total CCAP payments to providers in the district

The Child Care Assistance Program (CCAP), funded through IDHS, helps families pay for child care while they work or go to school.

### EARLY CHILDHOOD BLOCK GRANT

ILLINOIS STATE BOARD OF EDUCATION (ISBE)

**1** Prevention Initiative programs

**1** children age 0-2

**6** Preschool for All programs

**310** children age 3-5

**311** children served

The Early Childhood Block Grant is funded by ISBE to help programs provide high-quality early education opportunities through Preschool for All (PFA) and Prevention Initiative (PI) services for infants, toddlers, and expectant families.

### HEAD START & EARLY HEAD START

US DEPARTMENT OF HEALTH & HUMAN SERVICES

**1** Early Head Start sites

**32** children age 0-2

**1** Head Start sites

**34** children age 3-5

**66** children served

Head Start programs for 3- and 4-year-olds, along with Early Head Start for infants and toddlers, are federally-funded early education programs for families living below the poverty line and designed to meet the comprehensive needs of families.

For source information on the data cited in this profile, please email:

[advocacy@actforchildren.org](mailto:advocacy@actforchildren.org)



# Child Care and Early Education Profile: 2023

13th State House District Representative Hoan Huynh

## A Snapshot of Children in State House District 13

**7,209** Children 0 to 5 } **72%** of children 0 to 5 live in households where all parents work  
**5,739** Children 6 to 12

**12,948** Total children under 13

## What child care options are available to families?



**43** Child care centers can serve up to **3,213** children



**13** Licensed child care homes can serve up to **129** children



**15** License-exempt home caregivers can serve around **32** children

## How much are families paying for child care?

MEDIAN FAMILY INCOME: **\$112,035**

**INFANT:** Average annual price of licensed care



Home-based: **\$13,612**



Center-based: **\$21,543**

This is **12%-19%** of a family's income.

**PRESCHOOLER:** Average annual price of licensed care



Home-based: **\$12,320**



Center-based: **\$14,639**

This is **11%-13%** of a family's income.

The cost of center care rivals college tuition: **\$14,579**

## What programs support children & families in your district?

### CHILD CARE ASSISTANCE PROGRAM

ILLINOIS DEPARTMENT OF HUMAN SERVICES (IDHS)

**234** children age 0-2

**267** children age 3-5

**230** children age 6-12

**738** children served

**\$3,741,977**

in total CCAP payments to providers in the district

The Child Care Assistance Program (CCAP), funded through IDHS, helps families pay for child care while they work or go to school.

### EARLY CHILDHOOD BLOCK GRANT

ILLINOIS STATE BOARD OF EDUCATION (ISBE)

**3** Prevention Initiative programs

**132** children age 0-2

**14** Preschool for All programs

**747** children age 3-5

**879** children served

The Early Childhood Block Grant is funded by ISBE to help programs provide high-quality early education opportunities through Preschool for All (PFA) and Prevention Initiative (PI) services for infants, toddlers, and expectant families.

### HEAD START & EARLY HEAD START

US DEPARTMENT OF HEALTH & HUMAN SERVICES

**5** Early Head Start sites

**116** children age 0-2

**3** Head Start sites

**235** children age 3-5

**351** children served

Head Start programs for 3- and 4-year-olds, along with Early Head Start for infants and toddlers, are federally-funded early education programs for families living below the poverty line and designed to meet the comprehensive needs of families.

For source information on the data cited in this profile, please email:

[advocacy@actforchildren.org](mailto:advocacy@actforchildren.org)



# Child Care and Early Education Profile: 2023

14th State House District Representative Kelly Cassidy

## A Snapshot of Children in State House District 14

**6,611** Children 0 to 5 } **59%** of children 0 to 5 live in households where all parents work  
**5,746** Children 6 to 12

**12,358** Total children under 13

## What child care options are available to families?



**31** Child care centers can serve up to **2,032** children



**17** Licensed child care homes can serve up to **171** children



**33** License-exempt home caregivers can serve around **69** children

## How much are families paying for child care?

**MEDIAN FAMILY INCOME: \$78,901**

**INFANT:** Average annual price of licensed care



Home-based: **\$15,873**



Center-based: **\$16,865**

This is **20%-21%** of a family's income.

**PRESCHOOLER:** Average annual price of licensed care



Home-based: **\$13,815**



Center-based: **\$11,669**

This is **18%-15%** of a family's income.

The cost of center care rivals college tuition: **\$14,579**

## What programs support children & families in your district?

### CHILD CARE ASSISTANCE PROGRAM

ILLINOIS DEPARTMENT OF HUMAN SERVICES (IDHS)

**412** children age 0-2

**423** children age 3-5

**305** children age 6-12

**1,149** children served

**\$6,356,860**

in total CCAP payments to providers in the district

The Child Care Assistance Program (CCAP), funded through IDHS, helps families pay for child care while they work or go to school.

### EARLY CHILDHOOD BLOCK GRANT

ILLINOIS STATE BOARD OF EDUCATION (ISBE)

**3** Prevention Initiative programs

**92** children age 0-2

**14** Preschool for All programs

**840** children age 3-5

**932** children served

The Early Childhood Block Grant is funded by ISBE to help programs provide high-quality early education opportunities through Preschool for All (PFA) and Prevention Initiative (PI) services for infants, toddlers, and expectant families.

### HEAD START & EARLY HEAD START

US DEPARTMENT OF HEALTH & HUMAN SERVICES

**6** Early Head Start sites

**165** children age 0-2

**4** Head Start sites

**185** children age 3-5

**350** children served

Head Start programs for 3- and 4-year-olds, along with Early Head Start for infants and toddlers, are federally-funded early education programs for families living below the poverty line and designed to meet the comprehensive needs of families.

For source information on the data cited in this profile, please email:

[advocacy@actforchildren.org](mailto:advocacy@actforchildren.org)



# Child Care and Early Education Profile: 2023

15th State House District Representative Michael J. Kelly

## A Snapshot of Children in State House District 15

**8,217** Children 0 to 5 } **58%** of children 0 to 5 live in households where all parents work  
**9,054** Children 6 to 12  
**17,271** Total children under 13

## What child care options are available to families?



**39** Child care centers can serve up to **2,878** children



**25** Licensed child care homes can serve up to **301** children



**6** License-exempt home caregivers can serve around **17** children

## How much are families paying for child care?

**MEDIAN FAMILY INCOME: \$105,980**

**INFANT:** Average annual price of licensed care



Home-based: **\$12,271**



Center-based: **\$17,716**

This is **12%-17%** of a family's income.

**PRESCHOOLER:** Average annual price of licensed care



Home-based: **\$11,105**



Center-based: **\$11,985**

This is **10%-11%** of a family's income.

The cost of center care rivals college tuition: **\$14,579**

## What programs support children & families in your district?

### CHILD CARE ASSISTANCE PROGRAM

ILLINOIS DEPARTMENT OF HUMAN SERVICES (IDHS)

**155** children age 0-2

**208** children age 3-5

**217** children age 6-12

**588** children served

**\$3,042,155**

in total CCAP payments to providers in the district

The Child Care Assistance Program (CCAP), funded through IDHS, helps families pay for child care while they work or go to school.

### EARLY CHILDHOOD BLOCK GRANT

ILLINOIS STATE BOARD OF EDUCATION (ISBE)

**1** Prevention Initiative programs

**18** children age 0-2

**8** Preschool for All programs

**379** children age 3-5

**397** children served

The Early Childhood Block Grant is funded by ISBE to help programs provide high-quality early education opportunities through Preschool for All (PFA) and Prevention Initiative (PI) services for infants, toddlers, and expectant families.

### HEAD START & EARLY HEAD START

US DEPARTMENT OF HEALTH & HUMAN SERVICES

**1** Early Head Start sites

**48** children age 0-2

**1** Head Start sites

**98** children age 3-5

**146** children served

Head Start programs for 3- and 4-year-olds, along with Early Head Start for infants and toddlers, are federally-funded early education programs for families living below the poverty line and designed to meet the comprehensive needs of families.

For source information on the data cited in this profile, please email:

[advocacy@actforchildren.org](mailto:advocacy@actforchildren.org)





# Child Care and Early Education Profile: 2023

16th State House District Representative Kevin Olickal

## A Snapshot of Children in State House District 16

**9,856** Children 0 to 5 } **54%** of children 0 to 5 live in households where all parents work  
**11,070** Children 6 to 12  
**20,926** Total children under 13

## What child care options are available to families?



**22** Child care centers can serve up to **1,586** children



**20** Licensed child care homes can serve up to **195** children



**14** License-exempt home caregivers can serve around **34** children

## How much are families paying for child care?

**MEDIAN FAMILY INCOME: \$82,647**

**INFANT:** Average annual price of licensed care



Home-based: **\$12,216**



Center-based: **\$22,174**

This is **15%-27%** of a family's income.

**PRESCHOOLER:** Average annual price of licensed care



Home-based: **\$11,602**



Center-based: **\$13,248**

This is **14%-16%** of a family's income.

The cost of center care rivals college tuition: **\$14,579**

## What programs support children & families in your district?

### CHILD CARE ASSISTANCE PROGRAM

ILLINOIS DEPARTMENT OF HUMAN SERVICES (IDHS)

**342** children age 0-2

**437** children age 3-5

**440** children age 6-12

**1,228** children served

**\$6,154,279**

in total CCAP payments to providers in the district

The Child Care Assistance Program (CCAP), funded through IDHS, helps families pay for child care while they work or go to school.

### EARLY CHILDHOOD BLOCK GRANT

ILLINOIS STATE BOARD OF EDUCATION (ISBE)

**2** Prevention Initiative programs

**80** children age 0-2

**4** Preschool for All programs

**272** children age 3-5

**352** children served

The Early Childhood Block Grant is funded by ISBE to help programs provide high-quality early education opportunities through Preschool for All (PFA) and Prevention Initiative (PI) services for infants, toddlers, and expectant families.

### HEAD START & EARLY HEAD START

US DEPARTMENT OF HEALTH & HUMAN SERVICES

**1** Early Head Start sites

**16** children age 0-2

**1** Head Start sites

**16** children age 3-5

**32** children served

Head Start programs for 3- and 4-year-olds, along with Early Head Start for infants and toddlers, are federally-funded early education programs for families living below the poverty line and designed to meet the comprehensive needs of families.

For source information on the data cited in this profile, please email:

[advocacy@actforchildren.org](mailto:advocacy@actforchildren.org)



# Child Care and Early Education Profile: 2023

17th State House District Representative Jennifer Gong-Gershowitz

## A Snapshot of Children in State House District 17

**7,832** Children 0 to 5 } **71%** of children 0 to 5 live in households where all parents work  
**9,739** Children 6 to 12  
**17,571** Total children under 13

## What child care options are available to families?



**39** Child care centers can serve up to **4,513** children



**16** Licensed child care homes can serve up to **152** children



**13** License-exempt home caregivers can serve around **31** children

## How much are families paying for child care?

**MEDIAN FAMILY INCOME: \$140,345**

**INFANT:** Average annual price of licensed care



Home-based: **\$16,357**



Center-based: **\$22,750**

This is **12%-16%** of a family's income.

**PRESCHOOLER:** Average annual price of licensed care



Home-based: **\$16,357**



Center-based: **\$19,855**

This is **12%-14%** of a family's income.

The cost of center care rivals college tuition: **\$14,579**

## What programs support children & families in your district?

### CHILD CARE ASSISTANCE PROGRAM

ILLINOIS DEPARTMENT OF HUMAN SERVICES (IDHS)

**70** children age 0-2

**86** children age 3-5

**64** children age 6-12

**222** children served

**\$1,006,098**

in total CCAP payments to providers in the district

The Child Care Assistance Program (CCAP), funded through IDHS, helps families pay for child care while they work or go to school.

### EARLY CHILDHOOD BLOCK GRANT

ILLINOIS STATE BOARD OF EDUCATION (ISBE)

**1** Prevention Initiative programs

**45** children age 0-2

**1** Preschool for All programs

**60** children age 3-5

**105** children served

The Early Childhood Block Grant is funded by ISBE to help programs provide high-quality early education opportunities through Preschool for All (PFA) and Prevention Initiative (PI) services for infants, toddlers, and expectant families.

### HEAD START & EARLY HEAD START

US DEPARTMENT OF HEALTH & HUMAN SERVICES

**0** Early Head Start sites

**0** children age 0-2

**0** Head Start sites

**0** children age 3-5

**0** children served

Head Start programs for 3- and 4-year-olds, along with Early Head Start for infants and toddlers, are federally-funded early education programs for families living below the poverty line and designed to meet the comprehensive needs of families.

For source information on the data cited in this profile, please email:

[advocacy@actforchildren.org](mailto:advocacy@actforchildren.org)



# Child Care and Early Education Profile: 2023

18th State House District Representative Robyn Gabel

## A Snapshot of Children in State House District 18

**7,621** Children 0 to 5 } **67%** of children 0 to 5 live in households where all parents work  
**9,881** Children 6 to 12  
**17,501** Total children under 13

## What child care options are available to families?



**41** Child care centers can serve up to **3,291** children



**22** Licensed child care homes can serve up to **203** children



**20** License-exempt home caregivers can serve around **43** children

## How much are families paying for child care?

MEDIAN FAMILY INCOME: **\$165,019**

**INFANT:** Average annual price of licensed care



Home-based: **\$14,288**



Center-based: **\$20,289**

This is **9%-12%** of a family's income.

**PRESCHOOLER:** Average annual price of licensed care



Home-based: **\$13,329**



Center-based: **\$14,975**

This is **8%-9%** of a family's income.

The cost of center care rivals college tuition: **\$14,579**

## What programs support children & families in your district?

### CHILD CARE ASSISTANCE PROGRAM

ILLINOIS DEPARTMENT OF HUMAN SERVICES (IDHS)

**126** children age 0-2

**141** children age 3-5

**169** children age 6-12

**439** children served

**\$1,897,092**

in total CCAP payments to providers in the district

The Child Care Assistance Program (CCAP), funded through IDHS, helps families pay for child care while they work or go to school.

### EARLY CHILDHOOD BLOCK GRANT

ILLINOIS STATE BOARD OF EDUCATION (ISBE)

**2** Prevention Initiative programs

**261** children age 0-2

**7** Preschool for All programs

**384** children age 3-5

**645** children served

The Early Childhood Block Grant is funded by ISBE to help programs provide high-quality early education opportunities through Preschool for All (PFA) and Prevention Initiative (PI) services for infants, toddlers, and expectant families.

### HEAD START & EARLY HEAD START

US DEPARTMENT OF HEALTH & HUMAN SERVICES

**4** Early Head Start sites

**112** children age 0-2

**3** Head Start sites

**181** children age 3-5

**293** children served

Head Start programs for 3- and 4-year-olds, along with Early Head Start for infants and toddlers, are federally-funded early education programs for families living below the poverty line and designed to meet the comprehensive needs of families.

For source information on the data cited in this profile, please email:

[advocacy@actforchildren.org](mailto:advocacy@actforchildren.org)



# Child Care and Early Education Profile: 2023

19th State House District Representative Lindsey LaPointe

## A Snapshot of Children in State House District 19

**8,019** Children 0 to 5 } **76%** of children 0 to 5 live in households where all parents work  
**8,462** Children 6 to 12

**16,481** Total children under 13

## What child care options are available to families?



**25** Child care centers can serve up to **1,334** children



**37** Licensed child care homes can serve up to **374** children



**16** License-exempt home caregivers can serve around **40** children

## How much are families paying for child care?

**MEDIAN FAMILY INCOME: \$100,116**

**INFANT:** Average annual price of licensed care



Home-based: **\$12,555**



Center-based: **\$18,690**

This is **13%-19%** of a family's income.

**PRESCHOOLER:** Average annual price of licensed care



Home-based: **\$11,034**



Center-based: **\$11,863**

This is **11%-12%** of a family's income.

The cost of center care rivals college tuition: **\$14,579**

## What programs support children & families in your district?

### CHILD CARE ASSISTANCE PROGRAM

ILLINOIS DEPARTMENT OF HUMAN SERVICES (IDHS)

**247** children age 0-2

**296** children age 3-5

**266** children age 6-12

**823** children served

**\$4,365,092**

in total CCAP payments to providers in the district

The Child Care Assistance Program (CCAP), funded through IDHS, helps families pay for child care while they work or go to school.

### EARLY CHILDHOOD BLOCK GRANT

ILLINOIS STATE BOARD OF EDUCATION (ISBE)

**0** Prevention Initiative programs

**0** children age 0-2

**11** Preschool for All programs

**777** children age 3-5

**777** children served

The Early Childhood Block Grant is funded by ISBE to help programs provide high-quality early education opportunities through Preschool for All (PFA) and Prevention Initiative (PI) services for infants, toddlers, and expectant families.

### HEAD START & EARLY HEAD START

US DEPARTMENT OF HEALTH & HUMAN SERVICES

**0** Early Head Start sites

**0** children age 0-2

**0** Head Start sites

**0** children age 3-5

**0** children served

Head Start programs for 3- and 4-year-olds, along with Early Head Start for infants and toddlers, are federally-funded early education programs for families living below the poverty line and designed to meet the comprehensive needs of families.

For source information on the data cited in this profile, please email:

[advocacy@actforchildren.org](mailto:advocacy@actforchildren.org)



# Child Care and Early Education Profile: 2023

20th State House District Representative Bradley Stephens

## A Snapshot of Children in State House District 20

**7,615** Children 0 to 5 } **63%** of children 0 to 5 live in households where all parents work  
**9,396** Children 6 to 12  
**17,011** Total children under 13

## What child care options are available to families?



**22** Child care centers can serve up to **1,525** children



**15** Licensed child care homes can serve up to **167** children



**22** License-exempt home caregivers can serve around **54** children

## How much are families paying for child care?

**MEDIAN FAMILY INCOME: \$97,531**

**INFANT:** Average annual price of licensed care



Home-based: **\$12,704**



Center-based: **\$15,250**

This is **13%-16%** of a family's income.

**PRESCHOOLER:** Average annual price of licensed care



Home-based: **\$10,189**



Center-based: **\$11,525**

This is **10%-12%** of a family's income.

The cost of center care rivals college tuition: **\$14,579**

## What programs support children & families in your district?

### CHILD CARE ASSISTANCE PROGRAM

ILLINOIS DEPARTMENT OF HUMAN SERVICES (IDHS)

**164** children age 0-2

**239** children age 3-5

**127** children age 6-12

**532** children served

**\$2,610,356**

in total CCAP payments to providers in the district

The Child Care Assistance Program (CCAP), funded through IDHS, helps families pay for child care while they work or go to school.

### EARLY CHILDHOOD BLOCK GRANT

ILLINOIS STATE BOARD OF EDUCATION (ISBE)

**0** Prevention Initiative programs

**0** children age 0-2

**10** Preschool for All programs

**935** children age 3-5

**935** children served

The Early Childhood Block Grant is funded by ISBE to help programs provide high-quality early education opportunities through Preschool for All (PFA) and Prevention Initiative (PI) services for infants, toddlers, and expectant families.

### HEAD START & EARLY HEAD START

US DEPARTMENT OF HEALTH & HUMAN SERVICES

**0** Early Head Start sites

**0** children age 0-2

**0** Head Start sites

**0** children age 3-5

**0** children served

Head Start programs for 3- and 4-year-olds, along with Early Head Start for infants and toddlers, are federally-funded early education programs for families living below the poverty line and designed to meet the comprehensive needs of families.

For source information on the data cited in this profile, please email:

[advocacy@actforchildren.org](mailto:advocacy@actforchildren.org)



# Child Care and Early Education Profile: 2023

## 21st State House District Representative Abdelnasser Rashid

### A Snapshot of Children in State House District 21

**8,450** Children 0 to 5 } **65%** of children 0 to 5 live in households where all parents work  
**11,005** Children 6 to 12  
**19,455** Total children under 13

### What child care options are available to families?



**21** Child care centers can serve up to **1,193** children



**66** Licensed child care homes can serve up to **667** children



**66** License-exempt home caregivers can serve around **135** children

### How much are families paying for child care?

**MEDIAN FAMILY INCOME: \$80,266**

**INFANT:** Average annual price of licensed care



Home-based: **\$11,003**



Center-based: **\$16,710**

This is **14%-21%** of a family's income.

**PRESCHOOLER:** Average annual price of licensed care



Home-based: **\$9,665**



Center-based: **\$11,329**

This is **12%-14%** of a family's income.

The cost of center care rivals college tuition: **\$14,579**

### What programs support children & families in your district?

#### CHILD CARE ASSISTANCE PROGRAM

ILLINOIS DEPARTMENT OF HUMAN SERVICES (IDHS)

**395** children age 0-2

**483** children age 3-5

**498** children age 6-12

**1,391** children served

**\$6,713,689**

in total CCAP payments to providers in the district

The Child Care Assistance Program (CCAP), funded through IDHS, helps families pay for child care while they work or go to school.

#### EARLY CHILDHOOD BLOCK GRANT

ILLINOIS STATE BOARD OF EDUCATION (ISBE)

**2** Prevention Initiative programs

**175** children age 0-2

**18** Preschool for All programs

**764** children age 3-5

**939** children served

The Early Childhood Block Grant is funded by ISBE to help programs provide high-quality early education opportunities through Preschool for All (PFA) and Prevention Initiative (PI) services for infants, toddlers, and expectant families.

#### HEAD START & EARLY HEAD START

US DEPARTMENT OF HEALTH & HUMAN SERVICES

**1** Early Head Start sites

**24** children age 0-2

**2** Head Start sites

**27** children age 3-5

**51** children served

Head Start programs for 3- and 4-year-olds, along with Early Head Start for infants and toddlers, are federally-funded early education programs for families living below the poverty line and designed to meet the comprehensive needs of families.



# Child Care and Early Education Profile: 2023

## 22nd State House District Representative Angelica Guerrero-Cuellar

### A Snapshot of Children in State House District 22

**9,202** Children 0 to 5 } **64%** of children 0 to 5 live in households where all parents work  
**10,905** Children 6 to 12  
**20,107** Total children under 13

### What child care options are available to families?



**21** Child care centers can serve up to **1,600** children



**53** Licensed child care homes can serve up to **563** children



**69** License-exempt home caregivers can serve around **137** children

### How much are families paying for child care?

**MEDIAN FAMILY INCOME: \$81,272**

**INFANT:** Average annual price of licensed care



Home-based: **\$10,535**



Center-based: **\$14,344**

This is **13%-18%** of a family's income.

**PRESCHOOLER:** Average annual price of licensed care



Home-based: **\$8,890**



Center-based: **\$9,632**

This is **11%-12%** of a family's income.

The cost of center care rivals college tuition: **\$14,579**

### What programs support children & families in your district?

#### CHILD CARE ASSISTANCE PROGRAM

ILLINOIS DEPARTMENT OF HUMAN SERVICES (IDHS)

**515** children age 0-2

**548** children age 3-5

**619** children age 6-12

**1,701** children served

**\$8,803,306**

in total CCAP payments to providers in the district

The Child Care Assistance Program (CCAP), funded through IDHS, helps families pay for child care while they work or go to school.

#### EARLY CHILDHOOD BLOCK GRANT

ILLINOIS STATE BOARD OF EDUCATION (ISBE)

**1** Prevention Initiative programs

**23** children age 0-2

**14** Preschool for All programs

**836** children age 3-5

**859** children served

The Early Childhood Block Grant is funded by ISBE to help programs provide high-quality early education opportunities through Preschool for All (PFA) and Prevention Initiative (PI) services for infants, toddlers, and expectant families.

#### HEAD START & EARLY HEAD START

US DEPARTMENT OF HEALTH & HUMAN SERVICES

**1** Early Head Start sites

**24** children age 0-2

**1** Head Start sites

**17** children age 3-5

**41** children served

Head Start programs for 3- and 4-year-olds, along with Early Head Start for infants and toddlers, are federally-funded early education programs for families living below the poverty line and designed to meet the comprehensive needs of families.

# Child Care and Early Education Profile: 2023

23rd State House District Representative Edgar Gonzalez

## A Snapshot of Children in State House District 23

**8,068** Children 0 to 5 } **64%** of children 0 to 5 live in households where all parents work  
**10,619** Children 6 to 12  
**18,686** Total children under 13

## What child care options are available to families?



**12** Child care centers can serve up to **1,340** children



**37** Licensed child care homes can serve up to **423** children



**64** License-exempt home caregivers can serve around **135** children

## How much are families paying for child care?

**MEDIAN FAMILY INCOME: \$45,900**

**INFANT:** Average annual price of licensed care



Home-based: **\$10,916**



Center-based: **\$14,500**

This is **24%-32%** of a family's income.

**PRESCHOOLER:** Average annual price of licensed care



Home-based: **\$9,265**



Center-based: **\$9,750**

This is **20%-21%** of a family's income.

The cost of center care rivals college tuition: **\$14,579**

## What programs support children & families in your district?

### CHILD CARE ASSISTANCE PROGRAM

ILLINOIS DEPARTMENT OF HUMAN SERVICES (IDHS)

**503** children age 0-2

**604** children age 3-5

**673** children age 6-12

**1,794** children served

**\$9,414,509**

in total CCAP payments to providers in the district

The Child Care Assistance Program (CCAP), funded through IDHS, helps families pay for child care while they work or go to school.

### EARLY CHILDHOOD BLOCK GRANT

ILLINOIS STATE BOARD OF EDUCATION (ISBE)

**4** Prevention Initiative programs

**153** children age 0-2

**20** Preschool for All programs

**1,022** children age 3-5

**1,175** children served

The Early Childhood Block Grant is funded by ISBE to help programs provide high-quality early education opportunities through Preschool for All (PFA) and Prevention Initiative (PI) services for infants, toddlers, and expectant families.

### HEAD START & EARLY HEAD START

US DEPARTMENT OF HEALTH & HUMAN SERVICES

**8** Early Head Start sites

**332** children age 0-2

**5** Head Start sites

**282** children age 3-5

**614** children served

Head Start programs for 3- and 4-year-olds, along with Early Head Start for infants and toddlers, are federally-funded early education programs for families living below the poverty line and designed to meet the comprehensive needs of families.

For source information on the data cited in this profile, please email:

[advocacy@actforchildren.org](mailto:advocacy@actforchildren.org)



# Child Care and Early Education Profile: 2023

24th State House District Representative Theresa Mah

## A Snapshot of Children in State House District 24

**6,556** Children 0 to 5 } **67%** of children 0 to 5 live in households where all parents work  
**9,474** Children 6 to 12  
**16,031** Total children under 13

## What child care options are available to families?



**37** Child care centers can serve up to **4,003** children



**19** Licensed child care homes can serve up to **158** children



**48** License-exempt home caregivers can serve around **113** children

## How much are families paying for child care?

**MEDIAN FAMILY INCOME: \$61,233**

**INFANT:** Average annual price of licensed care



Home-based: **\$10,203**



Center-based: **\$14,438**

This is **17%-24%** of a family's income.

**PRESCHOOLER:** Average annual price of licensed care



Home-based: **\$8,848**



Center-based: **\$10,199**

This is **14%-17%** of a family's income.

The cost of center care rivals college tuition: **\$14,579**

## What programs support children & families in your district?

### CHILD CARE ASSISTANCE PROGRAM

ILLINOIS DEPARTMENT OF HUMAN SERVICES (IDHS)

**449** children age 0-2

**673** children age 3-5

**919** children age 6-12

**2,061** children served

**\$12,825,589**

in total CCAP payments to providers in the district

The Child Care Assistance Program (CCAP), funded through IDHS, helps families pay for child care while they work or go to school.

### EARLY CHILDHOOD BLOCK GRANT

ILLINOIS STATE BOARD OF EDUCATION (ISBE)

**5** Prevention Initiative programs

**259** children age 0-2

**31** Preschool for All programs

**1,053** children age 3-5

**1,312** children served

The Early Childhood Block Grant is funded by ISBE to help programs provide high-quality early education opportunities through Preschool for All (PFA) and Prevention Initiative (PI) services for infants, toddlers, and expectant families.

### HEAD START & EARLY HEAD START

US DEPARTMENT OF HEALTH & HUMAN SERVICES

**10** Early Head Start sites

**454** children age 0-2

**8** Head Start sites

**476** children age 3-5

**930** children served

Head Start programs for 3- and 4-year-olds, along with Early Head Start for infants and toddlers, are federally-funded early education programs for families living below the poverty line and designed to meet the comprehensive needs of families.

For source information on the data cited in this profile, please email:

[advocacy@actforchildren.org](mailto:advocacy@actforchildren.org)



# Child Care and Early Education Profile: 2023

25th State House District Representative Curtis Tarver

## A Snapshot of Children in State House District 25

**8,191** Children 0 to 5 } **77%** of children 0 to 5 live in households where all parents work  
**9,038** Children 6 to 12  
**17,229** Total children under 13

## What child care options are available to families?



**34** Child care centers can serve up to **2,640** children



**55** Licensed child care homes can serve up to **557** children



**105** License-exempt home caregivers can serve around **237** children

## How much are families paying for child care?

**MEDIAN FAMILY INCOME: \$70,974**

**INFANT:** Average annual price of licensed care



Home-based: **\$10,612**



Center-based: **\$16,144**

This is **15%-23%** of a family's income.

**PRESCHOOLER:** Average annual price of licensed care



Home-based: **\$9,448**



Center-based: **\$12,078**

This is **13%-17%** of a family's income.

The cost of center care rivals college tuition: **\$14,579**

## What programs support children & families in your district?

### CHILD CARE ASSISTANCE PROGRAM

ILLINOIS DEPARTMENT OF HUMAN SERVICES (IDHS)

**804** children age 0-2

**931** children age 3-5

**1,081** children age 6-12

**2,859** children served

**\$13,568,130**

in total CCAP payments to providers in the district

The Child Care Assistance Program (CCAP), funded through IDHS, helps families pay for child care while they work or go to school.

### EARLY CHILDHOOD BLOCK GRANT

ILLINOIS STATE BOARD OF EDUCATION (ISBE)

**9** Prevention Initiative programs

**484** children age 0-2

**22** Preschool for All programs

**990** children age 3-5

**1,474** children served

The Early Childhood Block Grant is funded by ISBE to help programs provide high-quality early education opportunities through Preschool for All (PFA) and Prevention Initiative (PI) services for infants, toddlers, and expectant families.

### HEAD START & EARLY HEAD START

US DEPARTMENT OF HEALTH & HUMAN SERVICES

**10** Early Head Start sites

**258** children age 0-2

**7** Head Start sites

**196** children age 3-5

**454** children served

Head Start programs for 3- and 4-year-olds, along with Early Head Start for infants and toddlers, are federally-funded early education programs for families living below the poverty line and designed to meet the comprehensive needs of families.

For source information on the data cited in this profile, please email:

[advocacy@actforchildren.org](mailto:advocacy@actforchildren.org)



# Child Care and Early Education Profile: 2023

26th State House District Representative Kam Buckner

## A Snapshot of Children in State House District 26

**5,882** Children 0 to 5 } **77%** of children 0 to 5 live in households where all parents work  
**6,366** Children 6 to 12

**12,248** Total children under 13

## What child care options are available to families?



**41** Child care centers can serve up to **4,155** children



**41** Licensed child care homes can serve up to **354** children



**107** License-exempt home caregivers can serve around **215** children

## How much are families paying for child care?

**MEDIAN FAMILY INCOME: \$99,651**

**INFANT:** Average annual price of licensed care



Home-based: **\$10,206**



Center-based: **\$18,832**

This is **10%-19%** of a family's income.

**PRESCHOOLER:** Average annual price of licensed care



Home-based: **\$8,836**



Center-based: **\$13,224**

This is **9%-13%** of a family's income.

The cost of center care rivals college tuition: **\$14,579**

## What programs support children & families in your district?

### CHILD CARE ASSISTANCE PROGRAM

ILLINOIS DEPARTMENT OF HUMAN SERVICES (IDHS)

**643** children age 0-2

**713** children age 3-5

**813** children age 6-12

**2,217** children served

**\$10,468,473**

in total CCAP payments to providers in the district

The Child Care Assistance Program (CCAP), funded through IDHS, helps families pay for child care while they work or go to school.

### EARLY CHILDHOOD BLOCK GRANT

ILLINOIS STATE BOARD OF EDUCATION (ISBE)

**5** Prevention Initiative programs

**225** children age 0-2

**16** Preschool for All programs

**523** children age 3-5

**748** children served

The Early Childhood Block Grant is funded by ISBE to help programs provide high-quality early education opportunities through Preschool for All (PFA) and Prevention Initiative (PI) services for infants, toddlers, and expectant families.

### HEAD START & EARLY HEAD START

US DEPARTMENT OF HEALTH & HUMAN SERVICES

**6** Early Head Start sites

**190** children age 0-2

**5** Head Start sites

**150** children age 3-5

**340** children served

Head Start programs for 3- and 4-year-olds, along with Early Head Start for infants and toddlers, are federally-funded early education programs for families living below the poverty line and designed to meet the comprehensive needs of families.

For source information on the data cited in this profile, please email:

[advocacy@actforchildren.org](mailto:advocacy@actforchildren.org)



# Child Care and Early Education Profile: 2023

27th State House District Representative Stephanie Kifowit

## A Snapshot of Children in State House District 27

**8,115** Children 0 to 5 } **75%** of children 0 to 5 live in households where all parents work  
**8,867** Children 6 to 12  
**16,981** Total children under 13

## What child care options are available to families?



**37** Child care centers can serve up to **2,603** children



**115** Licensed child care homes can serve up to **1,018** children



**181** License-exempt home caregivers can serve around **425** children

## How much are families paying for child care?

**MEDIAN FAMILY INCOME: \$79,482**

**INFANT:** Average annual price of licensed care



Home-based: **\$10,804**



Center-based: **\$14,282**

This is **14%-18%** of a family's income.

**PRESCHOOLER:** Average annual price of licensed care



Home-based: **\$9,281**



Center-based: **\$10,144**

This is **12%-13%** of a family's income.

The cost of center care rivals college tuition: **\$14,579**

## What programs support children & families in your district?

### CHILD CARE ASSISTANCE PROGRAM

ILLINOIS DEPARTMENT OF HUMAN SERVICES (IDHS)

**826** children age 0-2

**960** children age 3-5

**1,111** children age 6-12

**2,953** children served

**\$14,844,060**

in total CCAP payments to providers in the district

The Child Care Assistance Program (CCAP), funded through IDHS, helps families pay for child care while they work or go to school.

### EARLY CHILDHOOD BLOCK GRANT

ILLINOIS STATE BOARD OF EDUCATION (ISBE)

**1** Prevention Initiative programs

**32** children age 0-2

**23** Preschool for All programs

**722** children age 3-5

**754** children served

The Early Childhood Block Grant is funded by ISBE to help programs provide high-quality early education opportunities through Preschool for All (PFA) and Prevention Initiative (PI) services for infants, toddlers, and expectant families.

### HEAD START & EARLY HEAD START

US DEPARTMENT OF HEALTH & HUMAN SERVICES

**7** Early Head Start sites

**141** children age 0-2

**4** Head Start sites

**64** children age 3-5

**205** children served

Head Start programs for 3- and 4-year-olds, along with Early Head Start for infants and toddlers, are federally-funded early education programs for families living below the poverty line and designed to meet the comprehensive needs of families.

For source information on the data cited in this profile, please email:

[advocacy@actforchildren.org](mailto:advocacy@actforchildren.org)





# Child Care and Early Education Profile: 2023

28th State House District Representative Robert "Bob" Rita

## A Snapshot of Children in State House District 28

**8,237** Children 0 to 5 } **70%** of children 0 to 5 live in households where all parents work  
**10,406** Children 6 to 12  
**18,643** Total children under 13

## What child care options are available to families?



**36** Child care centers can serve up to **2,646** children



**88** Licensed child care homes can serve up to **846** children



**161** License-exempt home caregivers can serve around **399** children

## How much are families paying for child care?

**MEDIAN FAMILY INCOME: \$73,913**

**INFANT:** Average annual price of licensed care



Home-based: **\$10,074**



Center-based: **\$13,902**

This is **14%-19%** of a family's income.

**PRESCHOOLER:** Average annual price of licensed care



Home-based: **\$8,802**



Center-based: **\$10,061**

This is **12%-14%** of a family's income.

The cost of center care rivals college tuition: **\$14,579**

## What programs support children & families in your district?

### CHILD CARE ASSISTANCE PROGRAM

ILLINOIS DEPARTMENT OF HUMAN SERVICES (IDHS)

**889** children age 0-2

**1,008** children age 3-5

**1,233** children age 6-12

**3,171** children served

**\$15,858,930**

in total CCAP payments to providers in the district

The Child Care Assistance Program (CCAP), funded through IDHS, helps families pay for child care while they work or go to school.

### EARLY CHILDHOOD BLOCK GRANT

ILLINOIS STATE BOARD OF EDUCATION (ISBE)

**7** Prevention Initiative programs

**261** children age 0-2

**27** Preschool for All programs

**1,282** children age 3-5

**1,543** children served

The Early Childhood Block Grant is funded by ISBE to help programs provide high-quality early education opportunities through Preschool for All (PFA) and Prevention Initiative (PI) services for infants, toddlers, and expectant families.

### HEAD START & EARLY HEAD START

US DEPARTMENT OF HEALTH & HUMAN SERVICES

**9** Early Head Start sites

**182** children age 0-2

**9** Head Start sites

**165** children age 3-5

**347** children served

Head Start programs for 3- and 4-year-olds, along with Early Head Start for infants and toddlers, are federally-funded early education programs for families living below the poverty line and designed to meet the comprehensive needs of families.

For source information on the data cited in this profile, please email:

[advocacy@actforchildren.org](mailto:advocacy@actforchildren.org)



# Child Care and Early Education Profile: 2023

29th State House District Representative Thaddeus Jones

## A Snapshot of Children in State House District 29

**6,870** Children 0 to 5 } **74%** of children 0 to 5 live in households where all parents work  
**10,258** Children 6 to 12  
**17,128** Total children under 13

## What child care options are available to families?



**28** Child care centers can serve up to **2,716** children



**98** Licensed child care homes can serve up to **908** children



**185** License-exempt home caregivers can serve around **423** children

## How much are families paying for child care?

**MEDIAN FAMILY INCOME: \$76,563**

**INFANT:** Average annual price of licensed care



Home-based: **\$10,453**



Center-based: **\$13,756**

This is **14%-18%** of a family's income.

**PRESCHOOLER:** Average annual price of licensed care



Home-based: **\$8,879**



Center-based: **\$10,238**

This is **12%-13%** of a family's income.

The cost of center care rivals college tuition: **\$14,579**

## What programs support children & families in your district?

### CHILD CARE ASSISTANCE PROGRAM

ILLINOIS DEPARTMENT OF HUMAN SERVICES (IDHS)

**1,069** children age 0-2

**1,160** children age 3-5

**1,420** children age 6-12

**3,719** children served

**\$19,082,131**

in total CCAP payments to providers in the district

The Child Care Assistance Program (CCAP), funded through IDHS, helps families pay for child care while they work or go to school.

### EARLY CHILDHOOD BLOCK GRANT

ILLINOIS STATE BOARD OF EDUCATION (ISBE)

**7** Prevention Initiative programs

**170** children age 0-2

**16** Preschool for All programs

**682** children age 3-5

**852** children served

The Early Childhood Block Grant is funded by ISBE to help programs provide high-quality early education opportunities through Preschool for All (PFA) and Prevention Initiative (PI) services for infants, toddlers, and expectant families.

### HEAD START & EARLY HEAD START

US DEPARTMENT OF HEALTH & HUMAN SERVICES

**7** Early Head Start sites

**220** children age 0-2

**6** Head Start sites

**268** children age 3-5

**488** children served

Head Start programs for 3- and 4-year-olds, along with Early Head Start for infants and toddlers, are federally-funded early education programs for families living below the poverty line and designed to meet the comprehensive needs of families.

For source information on the data cited in this profile, please email:

[advocacy@actforchildren.org](mailto:advocacy@actforchildren.org)



# Child Care and Early Education Profile: 2023

30th State House District Representative Will Davis

## A Snapshot of Children in State House District 30

**7,931** Children 0 to 5 } **65%** of children 0 to 5 live in households where all parents work  
**11,077** Children 6 to 12  
**19,008** Total children under 13

## What child care options are available to families?



**39** Child care centers can serve up to **2,950** children



**113** Licensed child care homes can serve up to **1,033** children



**162** License-exempt home caregivers can serve around **383** children

## How much are families paying for child care?

**MEDIAN FAMILY INCOME: \$74,099**

**INFANT:** Average annual price of licensed care



Home-based: **\$10,428**



Center-based: **\$13,950**

This is **14%-19%** of a family's income.

**PRESCHOOLER:** Average annual price of licensed care



Home-based: **\$8,935**



Center-based: **\$9,900**

This is **12%-13%** of a family's income.

The cost of center care rivals college tuition: **\$14,579**

## What programs support children & families in your district?

### CHILD CARE ASSISTANCE PROGRAM

ILLINOIS DEPARTMENT OF HUMAN SERVICES (IDHS)

**912** children age 0-2

**1,066** children age 3-5

**1,368** children age 6-12

**3,386** children served

**\$17,039,080**

in total CCAP payments to providers in the district

The Child Care Assistance Program (CCAP), funded through IDHS, helps families pay for child care while they work or go to school.

### EARLY CHILDHOOD BLOCK GRANT

ILLINOIS STATE BOARD OF EDUCATION (ISBE)

**10** Prevention Initiative programs

**676** children age 0-2

**22** Preschool for All programs

**1,519** children age 3-5

**2,195** children served

The Early Childhood Block Grant is funded by ISBE to help programs provide high-quality early education opportunities through Preschool for All (PFA) and Prevention Initiative (PI) services for infants, toddlers, and expectant families.

### HEAD START & EARLY HEAD START

US DEPARTMENT OF HEALTH & HUMAN SERVICES

**2** Early Head Start sites

**64** children age 0-2

**2** Head Start sites

**77** children age 3-5

**141** children served

Head Start programs for 3- and 4-year-olds, along with Early Head Start for infants and toddlers, are federally-funded early education programs for families living below the poverty line and designed to meet the comprehensive needs of families.

For source information on the data cited in this profile, please email:

[advocacy@actforchildren.org](mailto:advocacy@actforchildren.org)



# Child Care and Early Education Profile: 2023

31st State House District Representative Mary Flowers

## A Snapshot of Children in State House District 31

**8,596** Children 0 to 5 } **62%** of children 0 to 5 live in households where all parents work  
**10,203** Children 6 to 12  
**18,798** Total children under 13

## What child care options are available to families?



**36** Child care centers can serve up to **2,339** children



**115** Licensed child care homes can serve up to **1,153** children



**177** License-exempt home caregivers can serve around **421** children

## How much are families paying for child care?

**MEDIAN FAMILY INCOME: \$66,340**

**INFANT:** Average annual price of licensed care



Home-based: **\$10,633**



Center-based: **\$14,399**

This is **16%-22%** of a family's income.

**PRESCHOOLER:** Average annual price of licensed care



Home-based: **\$9,036**



Center-based: **\$10,405**

This is **14%-16%** of a family's income.

The cost of center care rivals college tuition: **\$14,579**

## What programs support children & families in your district?

### CHILD CARE ASSISTANCE PROGRAM

ILLINOIS DEPARTMENT OF HUMAN SERVICES (IDHS)

**897** children age 0-2  
**1,005** children age 3-5  
**1,121** children age 6-12

**3,074** children served

**\$15,206,620**  
in total CCAP payments to providers in the district

The Child Care Assistance Program (CCAP), funded through IDHS, helps families pay for child care while they work or go to school.

### EARLY CHILDHOOD BLOCK GRANT

ILLINOIS STATE BOARD OF EDUCATION (ISBE)

**5** Prevention Initiative programs  
**149** children age 0-2  
**22** Preschool for All programs  
**1,179** children age 3-5

**1,328** children served

The Early Childhood Block Grant is funded by ISBE to help programs provide high-quality early education opportunities through Preschool for All (PFA) and Prevention Initiative (PI) services for infants, toddlers, and expectant families.

### HEAD START & EARLY HEAD START

US DEPARTMENT OF HEALTH & HUMAN SERVICES

**12** Early Head Start sites  
**205** children age 0-2  
**9** Head Start sites  
**216** children age 3-5

**421** children served

Head Start programs for 3- and 4-year-olds, along with Early Head Start for infants and toddlers, are federally-funded early education programs for families living below the poverty line and designed to meet the comprehensive needs of families.

For source information on the data cited in this profile, please email:

[advocacy@actforchildren.org](mailto:advocacy@actforchildren.org)



# Child Care and Early Education Profile: 2023

32nd State House District Representative Cyril Nichols

## A Snapshot of Children in State House District 32

**8,536** Children 0 to 5 } **72%** of children 0 to 5 live in households where all parents work  
**11,093** Children 6 to 12  
**19,630** Total children under 13

## What child care options are available to families?



**50** Child care centers can serve up to **3,361** children



**157** Licensed child care homes can serve up to **1,560** children



**204** License-exempt home caregivers can serve around **496** children

## How much are families paying for child care?

**MEDIAN FAMILY INCOME: \$56,540**

**INFANT:** Average annual price of licensed care



Home-based: **\$10,889**



Center-based: **\$14,661**

This is **19%-26%** of a family's income.

**PRESCHOOLER:** Average annual price of licensed care



Home-based: **\$9,180**



Center-based: **\$10,106**

This is **16%-18%** of a family's income.

The cost of center care rivals college tuition: **\$14,579**

## What programs support children & families in your district?

### CHILD CARE ASSISTANCE PROGRAM

ILLINOIS DEPARTMENT OF HUMAN SERVICES (IDHS)

**1,019** children age 0-2

**1,195** children age 3-5

**1,463** children age 6-12

**3,747** children served

**\$18,794,948**

in total CCAP payments to providers in the district

The Child Care Assistance Program (CCAP), funded through IDHS, helps families pay for child care while they work or go to school.

### EARLY CHILDHOOD BLOCK GRANT

ILLINOIS STATE BOARD OF EDUCATION (ISBE)

**5** Prevention Initiative programs

**203** children age 0-2

**27** Preschool for All programs

**1,056** children age 3-5

**1,259** children served

The Early Childhood Block Grant is funded by ISBE to help programs provide high-quality early education opportunities through Preschool for All (PFA) and Prevention Initiative (PI) services for infants, toddlers, and expectant families.

### HEAD START & EARLY HEAD START

US DEPARTMENT OF HEALTH & HUMAN SERVICES

**17** Early Head Start sites

**315** children age 0-2

**16** Head Start sites

**421** children age 3-5

**736** children served

Head Start programs for 3- and 4-year-olds, along with Early Head Start for infants and toddlers, are federally-funded early education programs for families living below the poverty line and designed to meet the comprehensive needs of families.

For source information on the data cited in this profile, please email:

[advocacy@actforchildren.org](mailto:advocacy@actforchildren.org)



# Child Care and Early Education Profile: 2023

33rd State House District Representative Marcus Evans

## A Snapshot of Children in State House District 33

**6,946** Children 0 to 5 } **70%** of children 0 to 5 live in households where all parents work  
**10,296** Children 6 to 12  
**17,242** Total children under 13

## What child care options are available to families?



**42** Child care centers can serve up to **2,671** children



**136** Licensed child care homes can serve up to **1,334** children



**202** License-exempt home caregivers can serve around **467** children

## How much are families paying for child care?

**MEDIAN FAMILY INCOME: \$64,751**

**INFANT:** Average annual price of licensed care



Home-based: **\$10,564**



Center-based: **\$13,745**

This is **16%-21%** of a family's income.

**PRESCHOOLER:** Average annual price of licensed care



Home-based: **\$9,097**



Center-based: **\$10,653**

This is **14%-16%** of a family's income.

The cost of center care rivals college tuition: **\$14,579**

## What programs support children & families in your district?

### CHILD CARE ASSISTANCE PROGRAM

ILLINOIS DEPARTMENT OF HUMAN SERVICES (IDHS)

**1,119** children age 0-2

**1,251** children age 3-5

**1,537** children age 6-12

**3,961** children served

**\$20,415,649**

in total CCAP payments to providers in the district

The Child Care Assistance Program (CCAP), funded through IDHS, helps families pay for child care while they work or go to school.

### EARLY CHILDHOOD BLOCK GRANT

ILLINOIS STATE BOARD OF EDUCATION (ISBE)

**5** Prevention Initiative programs

**249** children age 0-2

**24** Preschool for All programs

**838** children age 3-5

**1,087** children served

The Early Childhood Block Grant is funded by ISBE to help programs provide high-quality early education opportunities through Preschool for All (PFA) and Prevention Initiative (PI) services for infants, toddlers, and expectant families.

### HEAD START & EARLY HEAD START

US DEPARTMENT OF HEALTH & HUMAN SERVICES

**10** Early Head Start sites

**241** children age 0-2

**10** Head Start sites

**200** children age 3-5

**441** children served

Head Start programs for 3- and 4-year-olds, along with Early Head Start for infants and toddlers, are federally-funded early education programs for families living below the poverty line and designed to meet the comprehensive needs of families.

For source information on the data cited in this profile, please email:

[advocacy@actforchildren.org](mailto:advocacy@actforchildren.org)





# Child Care and Early Education Profile: 2023

34th State House District Representative Nick Smith

## A Snapshot of Children in State House District 34

**7,140** Children 0 to 5 } **74%** of children 0 to 5 live in households where all parents work  
**9,463** Children 6 to 12

**16,603** Total children under 13

## What child care options are available to families?



**40** Child care centers can serve up to **2,909** children



**148** Licensed child care homes can serve up to **1,499** children



**199** License-exempt home caregivers can serve around **472** children

## How much are families paying for child care?

**MEDIAN FAMILY INCOME: \$66,435**

**INFANT:** Average annual price of licensed care



Home-based: **\$10,538**



Center-based: **\$13,775**

This is **16%-21%** of a family's income.

**PRESCHOOLER:** Average annual price of licensed care



Home-based: **\$9,032**



Center-based: **\$9,652**

This is **14%-15%** of a family's income.

The cost of center care rivals college tuition: **\$14,579**

## What programs support children & families in your district?

### CHILD CARE ASSISTANCE PROGRAM

ILLINOIS DEPARTMENT OF HUMAN SERVICES (IDHS)

**1,143** children age 0-2

**1,206** children age 3-5

**1,505** children age 6-12

**3,908** children served

**\$20,036,681**

in total CCAP payments to providers in the district

The Child Care Assistance Program (CCAP), funded through IDHS, helps families pay for child care while they work or go to school.

### EARLY CHILDHOOD BLOCK GRANT

ILLINOIS STATE BOARD OF EDUCATION (ISBE)

**7** Prevention Initiative programs

**163** children age 0-2

**27** Preschool for All programs

**1,013** children age 3-5

**1,176** children served

The Early Childhood Block Grant is funded by ISBE to help programs provide high-quality early education opportunities through Preschool for All (PFA) and Prevention Initiative (PI) services for infants, toddlers, and expectant families.

### HEAD START & EARLY HEAD START

US DEPARTMENT OF HEALTH & HUMAN SERVICES

**10** Early Head Start sites

**188** children age 0-2

**13** Head Start sites

**301** children age 3-5

**489** children served

Head Start programs for 3- and 4-year-olds, along with Early Head Start for infants and toddlers, are federally-funded early education programs for families living below the poverty line and designed to meet the comprehensive needs of families.

For source information on the data cited in this profile, please email:

[advocacy@actforchildren.org](mailto:advocacy@actforchildren.org)



# Child Care and Early Education Profile: 2023

35th State House District Representative Mary Gill

## A Snapshot of Children in State House District 35

**7,215** Children 0 to 5 } **74%** of children 0 to 5 live in households where all parents work  
**10,604** Children 6 to 12  
**17,819** Total children under 13

## What child care options are available to families?



**24** Child care centers can serve up to **1,753** children



**29** Licensed child care homes can serve up to **258** children



**49** License-exempt home caregivers can serve around **99** children

## How much are families paying for child care?

**MEDIAN FAMILY INCOME: \$108,300**

**INFANT:** Average annual price of licensed care



Home-based: **\$11,134**



Center-based: **\$14,673**

This is **10%-14%** of a family's income.

**PRESCHOOLER:** Average annual price of licensed care



Home-based: **\$9,585**



Center-based: **\$10,491**

This is **9%-10%** of a family's income.

The cost of center care rivals college tuition: **\$14,579**

## What programs support children & families in your district?

### CHILD CARE ASSISTANCE PROGRAM

ILLINOIS DEPARTMENT OF HUMAN SERVICES (IDHS)

**305** children age 0-2

**293** children age 3-5

**346** children age 6-12

**961** children served

**\$4,639,464**

in total CCAP payments to providers in the district

The Child Care Assistance Program (CCAP), funded through IDHS, helps families pay for child care while they work or go to school.

### EARLY CHILDHOOD BLOCK GRANT

ILLINOIS STATE BOARD OF EDUCATION (ISBE)

**2** Prevention Initiative programs

**62** children age 0-2

**8** Preschool for All programs

**532** children age 3-5

**594** children served

The Early Childhood Block Grant is funded by ISBE to help programs provide high-quality early education opportunities through Preschool for All (PFA) and Prevention Initiative (PI) services for infants, toddlers, and expectant families.

### HEAD START & EARLY HEAD START

US DEPARTMENT OF HEALTH & HUMAN SERVICES

**3** Early Head Start sites

**40** children age 0-2

**4** Head Start sites

**78** children age 3-5

**118** children served

Head Start programs for 3- and 4-year-olds, along with Early Head Start for infants and toddlers, are federally-funded early education programs for families living below the poverty line and designed to meet the comprehensive needs of families.

For source information on the data cited in this profile, please email:

[advocacy@actforchildren.org](mailto:advocacy@actforchildren.org)



# Child Care and Early Education Profile: 2023

36th State House District Representative Kelly Burke

## A Snapshot of Children in State House District 36

**8,051** Children 0 to 5 } **66%** of children 0 to 5 live in households where all parents work  
**9,153** Children 6 to 12

**17,204** Total children under 13

## What child care options are available to families?



**14** Child care centers can serve up to **1,277** children



**26** Licensed child care homes can serve up to **261** children



**30** License-exempt home caregivers can serve around **70** children

## How much are families paying for child care?

**MEDIAN FAMILY INCOME: \$99,566**

**INFANT:** Average annual price of licensed care



Home-based: **\$10,093**



Center-based: **\$14,575**

This is **10%-15%** of a family's income.

**PRESCHOOLER:** Average annual price of licensed care



Home-based: **\$8,607**



Center-based: **\$12,134**

This is **9%-12%** of a family's income.

The cost of center care rivals college tuition: **\$14,579**

## What programs support children & families in your district?

### CHILD CARE ASSISTANCE PROGRAM

ILLINOIS DEPARTMENT OF HUMAN SERVICES (IDHS)

**265** children age 0-2

**314** children age 3-5

**244** children age 6-12

**827** children served

**\$4,140,696**

in total CCAP payments to providers in the district

The Child Care Assistance Program (CCAP), funded through IDHS, helps families pay for child care while they work or go to school.

### EARLY CHILDHOOD BLOCK GRANT

ILLINOIS STATE BOARD OF EDUCATION (ISBE)

**1** Prevention Initiative programs

**60** children age 0-2

**7** Preschool for All programs

**429** children age 3-5

**489** children served

The Early Childhood Block Grant is funded by ISBE to help programs provide high-quality early education opportunities through Preschool for All (PFA) and Prevention Initiative (PI) services for infants, toddlers, and expectant families.

### HEAD START & EARLY HEAD START

US DEPARTMENT OF HEALTH & HUMAN SERVICES

**0** Early Head Start sites

**0** children age 0-2

**0** Head Start sites

**0** children age 3-5

**0** children served

Head Start programs for 3- and 4-year-olds, along with Early Head Start for infants and toddlers, are federally-funded early education programs for families living below the poverty line and designed to meet the comprehensive needs of families.

For source information on the data cited in this profile, please email:

[advocacy@actforchildren.org](mailto:advocacy@actforchildren.org)



# Child Care and Early Education Profile: 2023

37th State House District Representative Tim Ozinga

## A Snapshot of Children in State House District 37

**6,930** Children 0 to 5 } **67%** of children 0 to 5 live in households where all parents work  
**9,810** Children 6 to 12

**16,740** Total children under 13

## What child care options are available to families?



**17** Child care centers can serve up to **2,234** children



**5** Licensed child care homes can serve up to **61** children



**7** License-exempt home caregivers can serve around **28** children

## How much are families paying for child care?

**MEDIAN FAMILY INCOME: \$126,368**

**INFANT:** Average annual price of licensed care



Home-based: **\$11,063**



Center-based: **\$15,666**

This is **9%-12%** of a family's income.

**PRESCHOOLER:** Average annual price of licensed care



Home-based: **\$9,156**



Center-based: **\$11,578**

This is **7%-9%** of a family's income.

The cost of center care rivals college tuition: **\$14,579**

## What programs support children & families in your district?

### CHILD CARE ASSISTANCE PROGRAM

ILLINOIS DEPARTMENT OF HUMAN SERVICES (IDHS)

**64** children age 0-2

**93** children age 3-5

**70** children age 6-12

**228** children served

**\$1,046,209**

in total CCAP payments to providers in the district

The Child Care Assistance Program (CCAP), funded through IDHS, helps families pay for child care while they work or go to school.

### EARLY CHILDHOOD BLOCK GRANT

ILLINOIS STATE BOARD OF EDUCATION (ISBE)

**0** Prevention Initiative programs

**0** children age 0-2

**1** Preschool for All programs

**30** children age 3-5

**30** children served

The Early Childhood Block Grant is funded by ISBE to help programs provide high-quality early education opportunities through Preschool for All (PFA) and Prevention Initiative (PI) services for infants, toddlers, and expectant families.

### HEAD START & EARLY HEAD START

US DEPARTMENT OF HEALTH & HUMAN SERVICES

**0** Early Head Start sites

**0** children age 0-2

**0** Head Start sites

**0** children age 3-5

**0** children served

Head Start programs for 3- and 4-year-olds, along with Early Head Start for infants and toddlers, are federally-funded early education programs for families living below the poverty line and designed to meet the comprehensive needs of families.

For source information on the data cited in this profile, please email:

[advocacy@actforchildren.org](mailto:advocacy@actforchildren.org)



# Child Care and Early Education Profile: 2023

38th State House District Representative Debbie Meyers-Martin

## A Snapshot of Children in State House District 38

**6,808** Children 0 to 5 } **79%** of children 0 to 5 live in households where all parents work  
**10,696** Children 6 to 12  
**17,504** Total children under 13

## What child care options are available to families?



**20** Child care centers can serve up to **1,957** children



**92** Licensed child care homes can serve up to **868** children



**111** License-exempt home caregivers can serve around **258** children

## How much are families paying for child care?

**MEDIAN FAMILY INCOME: \$104,589**

**INFANT:** Average annual price of licensed care



Home-based: **\$10,315**



Center-based: **\$14,532**

This is **10%-14%** of a family's income.

**PRESCHOOLER:** Average annual price of licensed care



Home-based: **\$8,773**



Center-based: **\$11,016**

This is **8%-11%** of a family's income.

The cost of center care rivals college tuition: **\$14,579**

## What programs support children & families in your district?

### CHILD CARE ASSISTANCE PROGRAM

ILLINOIS DEPARTMENT OF HUMAN SERVICES (IDHS)

**672** children age 0-2

**708** children age 3-5

**927** children age 6-12

**2,349** children served

**\$11,607,201**

in total CCAP payments to providers in the district

The Child Care Assistance Program (CCAP), funded through IDHS, helps families pay for child care while they work or go to school.

### EARLY CHILDHOOD BLOCK GRANT

ILLINOIS STATE BOARD OF EDUCATION (ISBE)

**4** Prevention Initiative programs

**89** children age 0-2

**11** Preschool for All programs

**470** children age 3-5

**559** children served

The Early Childhood Block Grant is funded by ISBE to help programs provide high-quality early education opportunities through Preschool for All (PFA) and Prevention Initiative (PI) services for infants, toddlers, and expectant families.

### HEAD START & EARLY HEAD START

US DEPARTMENT OF HEALTH & HUMAN SERVICES

**1** Early Head Start sites

**16** children age 0-2

**1** Head Start sites

**35** children age 3-5

**51** children served

Head Start programs for 3- and 4-year-olds, along with Early Head Start for infants and toddlers, are federally-funded early education programs for families living below the poverty line and designed to meet the comprehensive needs of families.

For source information on the data cited in this profile, please email:

[advocacy@actforchildren.org](mailto:advocacy@actforchildren.org)



# Child Care and Early Education Profile: 2023

39th State House District Representative Will Guzzardi

## A Snapshot of Children in State House District 39

**8,036** Children 0 to 5 } **70%** of children 0 to 5 live in households where all parents work  
**8,125** Children 6 to 12  
**16,161** Total children under 13

## What child care options are available to families?



**28** Child care centers can serve up to **1,956** children



**64** Licensed child care homes can serve up to **738** children



**43** License-exempt home caregivers can serve around **100** children

## How much are families paying for child care?

**MEDIAN FAMILY INCOME: \$88,551**

**INFANT:** Average annual price of licensed care



Home-based: **\$11,595**



Center-based: **\$16,948**

This is **13%-19%** of a family's income.

**PRESCHOOLER:** Average annual price of licensed care



Home-based: **\$10,500**



Center-based: **\$11,319**

This is **12%-13%** of a family's income.

The cost of center care rivals college tuition: **\$14,579**

## What programs support children & families in your district?

### CHILD CARE ASSISTANCE PROGRAM

ILLINOIS DEPARTMENT OF HUMAN SERVICES (IDHS)

**479** children age 0-2

**504** children age 3-5

**575** children age 6-12

**1,566** children served

**\$8,224,341**

in total CCAP payments to providers in the district

The Child Care Assistance Program (CCAP), funded through IDHS, helps families pay for child care while they work or go to school.

### EARLY CHILDHOOD BLOCK GRANT

ILLINOIS STATE BOARD OF EDUCATION (ISBE)

**3** Prevention Initiative programs

**80** children age 0-2

**13** Preschool for All programs

**781** children age 3-5

**861** children served

The Early Childhood Block Grant is funded by ISBE to help programs provide high-quality early education opportunities through Preschool for All (PFA) and Prevention Initiative (PI) services for infants, toddlers, and expectant families.

### HEAD START & EARLY HEAD START

US DEPARTMENT OF HEALTH & HUMAN SERVICES

**4** Early Head Start sites

**112** children age 0-2

**4** Head Start sites

**103** children age 3-5

**215** children served

Head Start programs for 3- and 4-year-olds, along with Early Head Start for infants and toddlers, are federally-funded early education programs for families living below the poverty line and designed to meet the comprehensive needs of families.

For source information on the data cited in this profile, please email:

[advocacy@actforchildren.org](mailto:advocacy@actforchildren.org)





# Child Care and Early Education Profile: 2023

40th State House District Representative Jaime Andrade Jr.

## A Snapshot of Children in State House District 40

**8,262** Children 0 to 5 } **73%** of children 0 to 5 live in households where all parents work

**9,043** Children 6 to 12

**17,306** Total children under 13

## What child care options are available to families?



**32** Child care centers can serve up to **2,934** children



**47** Licensed child care homes can serve up to **538** children



**19** License-exempt home caregivers can serve around **34** children

## How much are families paying for child care?

**MEDIAN FAMILY INCOME: \$89,173**

**INFANT:** Average annual price of licensed care



Home-based: **\$11,764**



Center-based: **\$21,485**

This is **13%-24%** of a family's income.

**PRESCHOOLER:** Average annual price of licensed care



Home-based: **\$10,399**



Center-based: **\$16,383**

This is **12%-18%** of a family's income.

The cost of center care rivals college tuition: **\$14,579**

## What programs support children & families in your district?

### CHILD CARE ASSISTANCE PROGRAM

ILLINOIS DEPARTMENT OF HUMAN SERVICES (IDHS)

**455** children age 0-2

**469** children age 3-5

**518** children age 6-12

**1,455** children served

**\$8,048,591**

in total CCAP payments to providers in the district

The Child Care Assistance Program (CCAP), funded through IDHS, helps families pay for child care while they work or go to school.

### EARLY CHILDHOOD BLOCK GRANT

ILLINOIS STATE BOARD OF EDUCATION (ISBE)

**3** Prevention Initiative programs

**64** children age 0-2

**16** Preschool for All programs

**908** children age 3-5

**972** children served

The Early Childhood Block Grant is funded by ISBE to help programs provide high-quality early education opportunities through Preschool for All (PFA) and Prevention Initiative (PI) services for infants, toddlers, and expectant families.

### HEAD START & EARLY HEAD START

US DEPARTMENT OF HEALTH & HUMAN SERVICES

**2** Early Head Start sites

**45** children age 0-2

**0** Head Start sites

**0** children age 3-5

**45** children served

Head Start programs for 3- and 4-year-olds, along with Early Head Start for infants and toddlers, are federally-funded early education programs for families living below the poverty line and designed to meet the comprehensive needs of families.

For source information on the data cited in this profile, please email:

[advocacy@actforchildren.org](mailto:advocacy@actforchildren.org)



# Child Care and Early Education Profile: 2023

41st State House District Representative Janet Yang Rohr

## A Snapshot of Children in State House District 41

**7,642** Children 0 to 5 } **65%** of children 0 to 5 live in households where all parents work  
**10,795** Children 6 to 12  
**18,437** Total children under 13

## What child care options are available to families?



**37** Child care centers can serve up to **4,003** children



**19** Licensed child care homes can serve up to **189** children



**9** License-exempt home caregivers can serve around **19** children

## How much are families paying for child care?

MEDIAN FAMILY INCOME: **\$154,232**

**INFANT:** Average annual price of licensed care



Home-based: **\$11,500**



Center-based: **\$17,403**

This is **7%-11%** of a family's income.

**PRESCHOOLER:** Average annual price of licensed care



Home-based: **\$10,691**



Center-based: **\$13,654**

This is **7%-9%** of a family's income.

The cost of center care rivals college tuition: **\$14,579**

## What programs support children & families in your district?

### CHILD CARE ASSISTANCE PROGRAM

ILLINOIS DEPARTMENT OF HUMAN SERVICES (IDHS)

**138** children age 0-2

**195** children age 3-5

**167** children age 6-12

**501** children served

**\$2,347,609**

in total CCAP payments to providers in the district

The Child Care Assistance Program (CCAP), funded through IDHS, helps families pay for child care while they work or go to school.

### EARLY CHILDHOOD BLOCK GRANT

ILLINOIS STATE BOARD OF EDUCATION (ISBE)

**0** Prevention Initiative programs

**0** children age 0-2

**3** Preschool for All programs

**90** children age 3-5

**90** children served

The Early Childhood Block Grant is funded by ISBE to help programs provide high-quality early education opportunities through Preschool for All (PFA) and Prevention Initiative (PI) services for infants, toddlers, and expectant families.

### HEAD START & EARLY HEAD START

US DEPARTMENT OF HEALTH & HUMAN SERVICES

**0** Early Head Start sites

**0** children age 0-2

**1** Head Start sites

**38** children age 3-5

**38** children served

Head Start programs for 3- and 4-year-olds, along with Early Head Start for infants and toddlers, are federally-funded early education programs for families living below the poverty line and designed to meet the comprehensive needs of families.

For source information on the data cited in this profile, please email:

[advocacy@actforchildren.org](mailto:advocacy@actforchildren.org)



# Child Care and Early Education Profile: 2023

## 42nd State House District Representative Terra Costa Howard

### A Snapshot of Children in State House District 42

**7,881** Children 0 to 5 } **63%** of children 0 to 5 live in households where all parents work  
**9,827** Children 6 to 12  
**17,708** Total children under 13

### What child care options are available to families?



**34** Child care centers can serve up to **2,655** children



**26** Licensed child care homes can serve up to **272** children



**19** License-exempt home caregivers can serve around **41** children

### How much are families paying for child care?

**MEDIAN FAMILY INCOME: \$125,343**

**INFANT:** Average annual price of licensed care



Home-based: **\$13,370**



Center-based: **\$19,292**

This is **11%-15%** of a family's income.

**PRESCHOOLER:** Average annual price of licensed care



Home-based: **\$12,240**



Center-based: **\$14,023**

This is **10%-11%** of a family's income.

The cost of center care rivals college tuition: **\$14,579**

### What programs support children & families in your district?

#### CHILD CARE ASSISTANCE PROGRAM

ILLINOIS DEPARTMENT OF HUMAN SERVICES (IDHS)

**131** children age 0-2

**148** children age 3-5

**114** children age 6-12

**395** children served

**\$1,738,973**

in total CCAP payments to providers in the district

The Child Care Assistance Program (CCAP), funded through IDHS, helps families pay for child care while they work or go to school.

#### EARLY CHILDHOOD BLOCK GRANT

ILLINOIS STATE BOARD OF EDUCATION (ISBE)

**4** Prevention Initiative programs

**107** children age 0-2

**3** Preschool for All programs

**380** children age 3-5

**487** children served

The Early Childhood Block Grant is funded by ISBE to help programs provide high-quality early education opportunities through Preschool for All (PFA) and Prevention Initiative (PI) services for infants, toddlers, and expectant families.

#### HEAD START & EARLY HEAD START

US DEPARTMENT OF HEALTH & HUMAN SERVICES

**0** Early Head Start sites

**0** children age 0-2

**1** Head Start sites

**19** children age 3-5

**19** children served

Head Start programs for 3- and 4-year-olds, along with Early Head Start for infants and toddlers, are federally-funded early education programs for families living below the poverty line and designed to meet the comprehensive needs of families.

For source information on the data cited in this profile, please email:

[advocacy@actforchildren.org](mailto:advocacy@actforchildren.org)



# Child Care and Early Education Profile: 2023

43rd State House District Representative Anna Moeller

## A Snapshot of Children in State House District 43

**10,100** Children 0 to 5 } **68%** of children 0 to 5 live in households where all parents work  
**10,826** Children 6 to 12  
**20,926** Total children under 13

## What child care options are available to families?



**13** Child care centers can serve up to **1,442** children



**6** Licensed child care homes can serve up to **56** children



**34** License-exempt home caregivers can serve around **77** children

## How much are families paying for child care?

**MEDIAN FAMILY INCOME: \$78,941**

**INFANT:** Average annual price of licensed care



Home-based: **\$11,875**



Center-based: **\$16,325**

This is **15%-21%** of a family's income.

**PRESCHOOLER:** Average annual price of licensed care



Home-based: **\$10,375**



Center-based: **\$12,919**

This is **13%-16%** of a family's income.

The cost of center care rivals college tuition: **\$14,579**

## What programs support children & families in your district?

### CHILD CARE ASSISTANCE PROGRAM

ILLINOIS DEPARTMENT OF HUMAN SERVICES (IDHS)

**379** children age 0-2

**522** children age 3-5

**510** children age 6-12

**1,415** children served

**\$6,274,304**

in total CCAP payments to providers in the district

The Child Care Assistance Program (CCAP), funded through IDHS, helps families pay for child care while they work or go to school.

### EARLY CHILDHOOD BLOCK GRANT

ILLINOIS STATE BOARD OF EDUCATION (ISBE)

**3** Prevention Initiative programs

**348** children age 0-2

**5** Preschool for All programs

**684** children age 3-5

**1,032** children served

The Early Childhood Block Grant is funded by ISBE to help programs provide high-quality early education opportunities through Preschool for All (PFA) and Prevention Initiative (PI) services for infants, toddlers, and expectant families.

### HEAD START & EARLY HEAD START

US DEPARTMENT OF HEALTH & HUMAN SERVICES

**1** Early Head Start sites

**112** children age 0-2

**4** Head Start sites

**145** children age 3-5

**257** children served

Head Start programs for 3- and 4-year-olds, along with Early Head Start for infants and toddlers, are federally-funded early education programs for families living below the poverty line and designed to meet the comprehensive needs of families.

For source information on the data cited in this profile, please email:

[advocacy@actforchildren.org](mailto:advocacy@actforchildren.org)



# Child Care and Early Education Profile: 2023

44th State House District Representative Fred Crespo

## A Snapshot of Children in State House District 44

**8,318** Children 0 to 5 } **56%** of children 0 to 5 live in households where all parents work  
**10,913** Children 6 to 12  
**19,231** Total children under 13

## What child care options are available to families?



**23** Child care centers can serve up to **2,874** children



**13** Licensed child care homes can serve up to **113** children



**20** License-exempt home caregivers can serve around **42** children

## How much are families paying for child care?

**MEDIAN FAMILY INCOME: \$88,938**

**INFANT:** Average annual price of licensed care



Home-based: **\$10,435**



Center-based: **\$15,933**

This is **12%-18%** of a family's income.

**PRESCHOOLER:** Average annual price of licensed care



Home-based: **\$9,777**



Center-based: **\$12,419**

This is **11%-14%** of a family's income.

The cost of center care rivals college tuition: **\$14,579**

## What programs support children & families in your district?

### CHILD CARE ASSISTANCE PROGRAM

ILLINOIS DEPARTMENT OF HUMAN SERVICES (IDHS)

**323** children age 0-2

**435** children age 3-5

**398** children age 6-12

**1,164** children served

**\$6,220,175**

in total CCAP payments to providers in the district

The Child Care Assistance Program (CCAP), funded through IDHS, helps families pay for child care while they work or go to school.

### EARLY CHILDHOOD BLOCK GRANT

ILLINOIS STATE BOARD OF EDUCATION (ISBE)

**2** Prevention Initiative programs

**58** children age 0-2

**1** Preschool for All programs

**68** children age 3-5

**126** children served

The Early Childhood Block Grant is funded by ISBE to help programs provide high-quality early education opportunities through Preschool for All (PFA) and Prevention Initiative (PI) services for infants, toddlers, and expectant families.

### HEAD START & EARLY HEAD START

US DEPARTMENT OF HEALTH & HUMAN SERVICES

**0** Early Head Start sites

**0** children age 0-2

**0** Head Start sites

**0** children age 3-5

**0** children served

Head Start programs for 3- and 4-year-olds, along with Early Head Start for infants and toddlers, are federally-funded early education programs for families living below the poverty line and designed to meet the comprehensive needs of families.

For source information on the data cited in this profile, please email:

[advocacy@actforchildren.org](mailto:advocacy@actforchildren.org)



# Child Care and Early Education Profile: 2023

45th State House District Representative Jenn Ladisch Douglass

## A Snapshot of Children in State House District 45

**8,024** Children 0 to 5 } **66%** of children 0 to 5 live in households where all parents work  
**10,488** Children 6 to 12  
**18,512** Total children under 13

## What child care options are available to families?



**28** Child care centers can serve up to **2,536** children



**17** Licensed child care homes can serve up to **171** children



**8** License-exempt home caregivers can serve around **12** children

## How much are families paying for child care?

**MEDIAN FAMILY INCOME: \$143,553**

**INFANT:** Average annual price of licensed care



Home-based: **\$13,188**



Center-based: **\$22,154**

This is **9%-15%** of a family's income.

**PRESCHOOLER:** Average annual price of licensed care



Home-based: **\$11,455**



Center-based: **\$17,227**

This is **8%-12%** of a family's income.

The cost of center care rivals college tuition: **\$14,579**

## What programs support children & families in your district?

### CHILD CARE ASSISTANCE PROGRAM

ILLINOIS DEPARTMENT OF HUMAN SERVICES (IDHS)

**93** children age 0-2

**125** children age 3-5

**99** children age 6-12

**317** children served

**\$1,615,457**

in total CCAP payments to providers in the district

The Child Care Assistance Program (CCAP), funded through IDHS, helps families pay for child care while they work or go to school.

### EARLY CHILDHOOD BLOCK GRANT

ILLINOIS STATE BOARD OF EDUCATION (ISBE)

**1** Prevention Initiative programs

**24** children age 0-2

**5** Preschool for All programs

**295** children age 3-5

**319** children served

The Early Childhood Block Grant is funded by ISBE to help programs provide high-quality early education opportunities through Preschool for All (PFA) and Prevention Initiative (PI) services for infants, toddlers, and expectant families.

### HEAD START & EARLY HEAD START

US DEPARTMENT OF HEALTH & HUMAN SERVICES

**1** Early Head Start sites

**16** children age 0-2

**0** Head Start sites

**0** children age 3-5

**16** children served

Head Start programs for 3- and 4-year-olds, along with Early Head Start for infants and toddlers, are federally-funded early education programs for families living below the poverty line and designed to meet the comprehensive needs of families.

For source information on the data cited in this profile, please email:

[advocacy@actforchildren.org](mailto:advocacy@actforchildren.org)





# Child Care and Early Education Profile: 2023

## 46th State House District Representative Diane Blair Sherlock

### A Snapshot of Children in State House District 46

**8,417** Children 0 to 5 } **69%** of children 0 to 5 live in households where all parents work  
**9,449** Children 6 to 12  
**17,866** Total children under 13

### What child care options are available to families?



**27** Child care centers can serve up to **2,506** children



**29** Licensed child care homes can serve up to **299** children



**44** License-exempt home caregivers can serve around **92** children

### How much are families paying for child care?

**MEDIAN FAMILY INCOME: \$90,381**

**INFANT:** Average annual price of licensed care



Home-based: **\$12,224**



Center-based: **\$19,053**

This is **14%-21%** of a family's income.

**PRESCHOOLER:** Average annual price of licensed care



Home-based: **\$10,209**



Center-based: **\$13,985**

This is **11%-15%** of a family's income.

The cost of center care rivals college tuition: **\$14,579**

### What programs support children & families in your district?

#### CHILD CARE ASSISTANCE PROGRAM

ILLINOIS DEPARTMENT OF HUMAN SERVICES (IDHS)

**324** children age 0-2

**408** children age 3-5

**388** children age 6-12

**1,130** children served

**\$5,579,072**

in total CCAP payments to providers in the district

The Child Care Assistance Program (CCAP), funded through IDHS, helps families pay for child care while they work or go to school.

#### EARLY CHILDHOOD BLOCK GRANT

ILLINOIS STATE BOARD OF EDUCATION (ISBE)

**3** Prevention Initiative programs

**73** children age 0-2

**5** Preschool for All programs

**395** children age 3-5

**468** children served

The Early Childhood Block Grant is funded by ISBE to help programs provide high-quality early education opportunities through Preschool for All (PFA) and Prevention Initiative (PI) services for infants, toddlers, and expectant families.

#### HEAD START & EARLY HEAD START

US DEPARTMENT OF HEALTH & HUMAN SERVICES

**0** Early Head Start sites

**0** children age 0-2

**0** Head Start sites

**0** children age 3-5

**0** children served

Head Start programs for 3- and 4-year-olds, along with Early Head Start for infants and toddlers, are federally-funded early education programs for families living below the poverty line and designed to meet the comprehensive needs of families.

# Child Care and Early Education Profile: 2023

47th State House District Representative Amy L. Grant

## A Snapshot of Children in State House District 47

**6,946** Children 0 to 5 } **66%** of children 0 to 5 live in households where all parents work  
**9,273** Children 6 to 12  
**16,219** Total children under 13

## What child care options are available to families?



**39** Child care centers can serve up to **3,911** children



**22** Licensed child care homes can serve up to **226** children



**11** License-exempt home caregivers can serve around **22** children

## How much are families paying for child care?

MEDIAN FAMILY INCOME: **\$139,901**

**INFANT:** Average annual price of licensed care



Home-based: **\$12,470**



Center-based: **\$18,989**

This is **9%-14%** of a family's income.

**PRESCHOOLER:** Average annual price of licensed care



Home-based: **\$11,227**



Center-based: **\$13,027**

This is **8%-9%** of a family's income.

The cost of center care rivals college tuition: **\$14,579**

## What programs support children & families in your district?

### CHILD CARE ASSISTANCE PROGRAM

ILLINOIS DEPARTMENT OF HUMAN SERVICES (IDHS)

**115** children age 0-2

**110** children age 3-5

**106** children age 6-12

**333** children served

**\$1,524,656**

in total CCAP payments to providers in the district

The Child Care Assistance Program (CCAP), funded through IDHS, helps families pay for child care while they work or go to school.

### EARLY CHILDHOOD BLOCK GRANT

ILLINOIS STATE BOARD OF EDUCATION (ISBE)

**3** Prevention Initiative programs

**247** children age 0-2

**4** Preschool for All programs

**240** children age 3-5

**487** children served

The Early Childhood Block Grant is funded by ISBE to help programs provide high-quality early education opportunities through Preschool for All (PFA) and Prevention Initiative (PI) services for infants, toddlers, and expectant families.

### HEAD START & EARLY HEAD START

US DEPARTMENT OF HEALTH & HUMAN SERVICES

**1** Early Head Start sites

**139** children age 0-2

**4** Head Start sites

**107** children age 3-5

**246** children served

Head Start programs for 3- and 4-year-olds, along with Early Head Start for infants and toddlers, are federally-funded early education programs for families living below the poverty line and designed to meet the comprehensive needs of families.

For source information on the data cited in this profile, please email:

[advocacy@actforchildren.org](mailto:advocacy@actforchildren.org)



# Child Care and Early Education Profile: 2023

48th State House District Representative Jennifer Sanalitra

## A Snapshot of Children in State House District 48

**7,086** Children 0 to 5 } **71%** of children 0 to 5 live in households where all parents work  
**8,857** Children 6 to 12

**15,942** Total children under 13

## What child care options are available to families?



**28** Child care centers can serve up to **3,652** children



**19** Licensed child care homes can serve up to **203** children



**10** License-exempt home caregivers can serve around **21** children

## How much are families paying for child care?

**MEDIAN FAMILY INCOME: \$110,197**

**INFANT:** Average annual price of licensed care



Home-based: **\$11,775**



Center-based: **\$19,145**

This is **11%-17%** of a family's income.

**PRESCHOOLER:** Average annual price of licensed care



Home-based: **\$10,382**



Center-based: **\$13,210**

This is **9%-12%** of a family's income.

The cost of center care rivals college tuition: **\$14,579**

## What programs support children & families in your district?

### CHILD CARE ASSISTANCE PROGRAM

ILLINOIS DEPARTMENT OF HUMAN SERVICES (IDHS)

**125** children age 0-2

**156** children age 3-5

**115** children age 6-12

**401** children served

**\$1,976,051**

in total CCAP payments to providers in the district

The Child Care Assistance Program (CCAP), funded through IDHS, helps families pay for child care while they work or go to school.

### EARLY CHILDHOOD BLOCK GRANT

ILLINOIS STATE BOARD OF EDUCATION (ISBE)

**0** Prevention Initiative programs

**0** children age 0-2

**4** Preschool for All programs

**270** children age 3-5

**270** children served

The Early Childhood Block Grant is funded by ISBE to help programs provide high-quality early education opportunities through Preschool for All (PFA) and Prevention Initiative (PI) services for infants, toddlers, and expectant families.

### HEAD START & EARLY HEAD START

US DEPARTMENT OF HEALTH & HUMAN SERVICES

**0** Early Head Start sites

**0** children age 0-2

**0** Head Start sites

**0** children age 3-5

**0** children served

Head Start programs for 3- and 4-year-olds, along with Early Head Start for infants and toddlers, are federally-funded early education programs for families living below the poverty line and designed to meet the comprehensive needs of families.

For source information on the data cited in this profile, please email:

[advocacy@actforchildren.org](mailto:advocacy@actforchildren.org)



# Child Care and Early Education Profile: 2023

49th State House District Representative Maura Hirschauer

## A Snapshot of Children in State House District 49

**8,333** Children 0 to 5 } **67%** of children 0 to 5 live in households where all parents work  
**11,031** Children 6 to 12

**19,364** Total children under 13

## What child care options are available to families?



**18** Child care centers can serve up to **1,808** children



**20** Licensed child care homes can serve up to **213** children



**16** License-exempt home caregivers can serve around **34** children

## How much are families paying for child care?

**MEDIAN FAMILY INCOME: \$110,061**

**INFANT:** Average annual price of licensed care



Home-based: **\$11,163**



Center-based: **\$16,655**

This is **10%-15%** of a family's income.

**PRESCHOOLER:** Average annual price of licensed care



Home-based: **\$9,758**



Center-based: **\$13,586**

This is **9%-12%** of a family's income.

The cost of center care rivals college tuition: **\$14,579**

## What programs support children & families in your district?

### CHILD CARE ASSISTANCE PROGRAM

ILLINOIS DEPARTMENT OF HUMAN SERVICES (IDHS)

**314** children age 0-2

**310** children age 3-5

**290** children age 6-12

**916** children served

**\$5,022,994**

in total CCAP payments to providers in the district

The Child Care Assistance Program (CCAP), funded through IDHS, helps families pay for child care while they work or go to school.

### EARLY CHILDHOOD BLOCK GRANT

ILLINOIS STATE BOARD OF EDUCATION (ISBE)

**3** Prevention Initiative programs

**274** children age 0-2

**10** Preschool for All programs

**878** children age 3-5

**1,152** children served

The Early Childhood Block Grant is funded by ISBE to help programs provide high-quality early education opportunities through Preschool for All (PFA) and Prevention Initiative (PI) services for infants, toddlers, and expectant families.

### HEAD START & EARLY HEAD START

US DEPARTMENT OF HEALTH & HUMAN SERVICES

**2** Early Head Start sites

**90** children age 0-2

**1** Head Start sites

**102** children age 3-5

**192** children served

Head Start programs for 3- and 4-year-olds, along with Early Head Start for infants and toddlers, are federally-funded early education programs for families living below the poverty line and designed to meet the comprehensive needs of families.

For source information on the data cited in this profile, please email:

[advocacy@actforchildren.org](mailto:advocacy@actforchildren.org)



# Child Care and Early Education Profile: 2023

## 50th State House District Representative Barbara Hernandez

### A Snapshot of Children in State House District 50

**8,656** Children 0 to 5 } **62%** of children 0 to 5 live in households where all parents work  
**11,863** Children 6 to 12  
**20,519** Total children under 13

### What child care options are available to families?



**25** Child care centers can serve up to **2,090** children



**34** Licensed child care homes can serve up to **366** children



**45** License-exempt home caregivers can serve around **106** children

### How much are families paying for child care?

**MEDIAN FAMILY INCOME: \$80,557**

**INFANT:** Average annual price of licensed care



Home-based: **\$11,412**



Center-based: **\$14,983**

This is **14%-19%** of a family's income.

**PRESCHOOLER:** Average annual price of licensed care



Home-based: **\$10,925**



Center-based: **\$11,158**

This is **14%-14%** of a family's income.

The cost of center care rivals college tuition: **\$14,579**

### What programs support children & families in your district?

#### CHILD CARE ASSISTANCE PROGRAM

ILLINOIS DEPARTMENT OF HUMAN SERVICES (IDHS)

**536** children age 0-2

**560** children age 3-5

**447** children age 6-12

**1,554** children served

**\$8,247,311**

in total CCAP payments to providers in the district

The Child Care Assistance Program (CCAP), funded through IDHS, helps families pay for child care while they work or go to school.

#### EARLY CHILDHOOD BLOCK GRANT

ILLINOIS STATE BOARD OF EDUCATION (ISBE)

**4** Prevention Initiative programs

**424** children age 0-2

**12** Preschool for All programs

**1,085** children age 3-5

**1,509** children served

The Early Childhood Block Grant is funded by ISBE to help programs provide high-quality early education opportunities through Preschool for All (PFA) and Prevention Initiative (PI) services for infants, toddlers, and expectant families.

#### HEAD START & EARLY HEAD START

US DEPARTMENT OF HEALTH & HUMAN SERVICES

**1** Early Head Start sites

**24** children age 0-2

**3** Head Start sites

**116** children age 3-5

**140** children served

Head Start programs for 3- and 4-year-olds, along with Early Head Start for infants and toddlers, are federally-funded early education programs for families living below the poverty line and designed to meet the comprehensive needs of families.

# Child Care and Early Education Profile: 2023

51st State House District Representative Nabeela Syed

## A Snapshot of Children in State House District 51

**7,733** Children 0 to 5 } **67%** of children 0 to 5 live in households where all parents work  
**10,462** Children 6 to 12  
**18,195** Total children under 13

## What child care options are available to families?



**38** Child care centers can serve up to **3,179** children



**6** Licensed child care homes can serve up to **51** children



**6** License-exempt home caregivers can serve around **13** children

## How much are families paying for child care?

MEDIAN FAMILY INCOME: **\$157,777**

**INFANT:** Average annual price of licensed care



Home-based: **\$12,583**



Center-based: **\$19,203**

This is **8%-12%** of a family's income.

**PRESCHOOLER:** Average annual price of licensed care



Home-based: **\$12,583**



Center-based: **\$14,266**

This is **8%-9%** of a family's income.

The cost of center care rivals college tuition: **\$14,579**

## What programs support children & families in your district?

### CHILD CARE ASSISTANCE PROGRAM

ILLINOIS DEPARTMENT OF HUMAN SERVICES (IDHS)

**82** children age 0-2

**83** children age 3-5

**74** children age 6-12

**239** children served

**\$1,258,706**

in total CCAP payments to providers in the district

The Child Care Assistance Program (CCAP), funded through IDHS, helps families pay for child care while they work or go to school.

### EARLY CHILDHOOD BLOCK GRANT

ILLINOIS STATE BOARD OF EDUCATION (ISBE)

**1** Prevention Initiative programs

**24** children age 0-2

**5** Preschool for All programs

**179** children age 3-5

**203** children served

The Early Childhood Block Grant is funded by ISBE to help programs provide high-quality early education opportunities through Preschool for All (PFA) and Prevention Initiative (PI) services for infants, toddlers, and expectant families.

### HEAD START & EARLY HEAD START

US DEPARTMENT OF HEALTH & HUMAN SERVICES

**1** Early Head Start sites

**48** children age 0-2

**1** Head Start sites

**59** children age 3-5

**107** children served

Head Start programs for 3- and 4-year-olds, along with Early Head Start for infants and toddlers, are federally-funded early education programs for families living below the poverty line and designed to meet the comprehensive needs of families.

For source information on the data cited in this profile, please email:

[advocacy@actforchildren.org](mailto:advocacy@actforchildren.org)





# Child Care and Early Education Profile: 2023

## 52nd State House District Representative Martin McLaughlin

### A Snapshot of Children in State House District 52

**6,484** Children 0 to 5 } **67%** of children 0 to 5 live in households where all parents work  
**10,204** Children 6 to 12  
**16,688** Total children under 13

### What child care options are available to families?



**29** Child care centers can serve up to **2,808** children



**18** Licensed child care homes can serve up to **189** children



**9** License-exempt home caregivers can serve around **18** children

### How much are families paying for child care?

**MEDIAN FAMILY INCOME: \$141,219**

**INFANT:** Average annual price of licensed care



Home-based: **\$12,044**



Center-based: **\$18,189**

This is **9%-13%** of a family's income.

**PRESCHOOLER:** Average annual price of licensed care



Home-based: **\$10,527**



Center-based: **\$13,166**

This is **7%-9%** of a family's income.

The cost of center care rivals college tuition: **\$14,579**

### What programs support children & families in your district?

#### CHILD CARE ASSISTANCE PROGRAM

ILLINOIS DEPARTMENT OF HUMAN SERVICES (IDHS)

**97** children age 0-2

**124** children age 3-5

**106** children age 6-12

**329** children served

**\$1,522,693**

in total CCAP payments to providers in the district

The Child Care Assistance Program (CCAP), funded through IDHS, helps families pay for child care while they work or go to school.

#### EARLY CHILDHOOD BLOCK GRANT

ILLINOIS STATE BOARD OF EDUCATION (ISBE)

**0** Prevention Initiative programs

**0** children age 0-2

**5** Preschool for All programs

**460** children age 3-5

**460** children served

The Early Childhood Block Grant is funded by ISBE to help programs provide high-quality early education opportunities through Preschool for All (PFA) and Prevention Initiative (PI) services for infants, toddlers, and expectant families.

#### HEAD START & EARLY HEAD START

US DEPARTMENT OF HEALTH & HUMAN SERVICES

**0** Early Head Start sites

**0** children age 0-2

**0** Head Start sites

**0** children age 3-5

**0** children served

Head Start programs for 3- and 4-year-olds, along with Early Head Start for infants and toddlers, are federally-funded early education programs for families living below the poverty line and designed to meet the comprehensive needs of families.

For source information on the data cited in this profile, please email:

[advocacy@actforchildren.org](mailto:advocacy@actforchildren.org)



# Child Care and Early Education Profile: 2023

53rd State House District Representative Mark Walker

## A Snapshot of Children in State House District 53

**8,625** Children 0 to 5 } **70%** of children 0 to 5 live in households where all parents work  
**9,157** Children 6 to 12

**17,782** Total children under 13

## What child care options are available to families?



**21** Child care centers can serve up to **2,189** children



**12** Licensed child care homes can serve up to **112** children



**8** License-exempt home caregivers can serve around **16** children

## How much are families paying for child care?

MEDIAN FAMILY INCOME: **\$109,706**

**INFANT:** Average annual price of licensed care



Home-based: **\$11,450**



Center-based: **\$18,713**

This is **10%-17%** of a family's income.

**PRESCHOOLER:** Average annual price of licensed care



Home-based: **\$11,625**



Center-based: **\$14,498**

This is **11%-13%** of a family's income.

The cost of center care rivals college tuition: **\$14,579**

## What programs support children & families in your district?

### CHILD CARE ASSISTANCE PROGRAM

ILLINOIS DEPARTMENT OF HUMAN SERVICES (IDHS)

**165** children age 0-2

**212** children age 3-5

**103** children age 6-12

**483** children served

**\$2,573,740**

in total CCAP payments to providers in the district

The Child Care Assistance Program (CCAP), funded through IDHS, helps families pay for child care while they work or go to school.

### EARLY CHILDHOOD BLOCK GRANT

ILLINOIS STATE BOARD OF EDUCATION (ISBE)

**3** Prevention Initiative programs

**128** children age 0-2

**4** Preschool for All programs

**450** children age 3-5

**578** children served

The Early Childhood Block Grant is funded by ISBE to help programs provide high-quality early education opportunities through Preschool for All (PFA) and Prevention Initiative (PI) services for infants, toddlers, and expectant families.

### HEAD START & EARLY HEAD START

US DEPARTMENT OF HEALTH & HUMAN SERVICES

**0** Early Head Start sites

**0** children age 0-2

**0** Head Start sites

**0** children age 3-5

**0** children served

Head Start programs for 3- and 4-year-olds, along with Early Head Start for infants and toddlers, are federally-funded early education programs for families living below the poverty line and designed to meet the comprehensive needs of families.

For source information on the data cited in this profile, please email:

[advocacy@actforchildren.org](mailto:advocacy@actforchildren.org)



# Child Care and Early Education Profile: 2023

54th State House District Representative Mary Beth Canty

## A Snapshot of Children in State House District 54

**8,408** Children 0 to 5 } **71%** of children 0 to 5 live in households where all parents work

**9,678** Children 6 to 12

**18,086** Total children under 13

## What child care options are available to families?



**22** Child care centers can serve up to **2,415** children



**5** Licensed child care homes can serve up to **44** children



**8** License-exempt home caregivers can serve around **18** children

## How much are families paying for child care?

**MEDIAN FAMILY INCOME: \$116,111**

**INFANT:** Average annual price of licensed care



Home-based: **\$14,313**



Center-based: **\$21,106**

This is **12%-18%** of a family's income.

**PRESCHOOLER:** Average annual price of licensed care



Home-based: **\$13,313**



Center-based: **\$15,800**

This is **11%-14%** of a family's income.

The cost of center care rivals college tuition: **\$14,579**

## What programs support children & families in your district?

### CHILD CARE ASSISTANCE PROGRAM

ILLINOIS DEPARTMENT OF HUMAN SERVICES (IDHS)

**194** children age 0-2

**205** children age 3-5

**132** children age 6-12

**534** children served

**\$2,902,505**

in total CCAP payments to providers in the district

The Child Care Assistance Program (CCAP), funded through IDHS, helps families pay for child care while they work or go to school.

### EARLY CHILDHOOD BLOCK GRANT

ILLINOIS STATE BOARD OF EDUCATION (ISBE)

**4** Prevention Initiative programs

**128** children age 0-2

**10** Preschool for All programs

**480** children age 3-5

**608** children served

The Early Childhood Block Grant is funded by ISBE to help programs provide high-quality early education opportunities through Preschool for All (PFA) and Prevention Initiative (PI) services for infants, toddlers, and expectant families.

### HEAD START & EARLY HEAD START

US DEPARTMENT OF HEALTH & HUMAN SERVICES

**0** Early Head Start sites

**0** children age 0-2

**0** Head Start sites

**0** children age 3-5

**0** children served

Head Start programs for 3- and 4-year-olds, along with Early Head Start for infants and toddlers, are federally-funded early education programs for families living below the poverty line and designed to meet the comprehensive needs of families.

For source information on the data cited in this profile, please email:

[advocacy@actforchildren.org](mailto:advocacy@actforchildren.org)



# Child Care and Early Education Profile: 2023

55th State House District Representative Martin Moylan

## A Snapshot of Children in State House District 55

**7,758** Children 0 to 5 } **66%** of children 0 to 5 live in households where all parents work  
**9,610** Children 6 to 12  
**17,367** Total children under 13

## What child care options are available to families?



**22** Child care centers can serve up to **1,993** children



**7** Licensed child care homes can serve up to **71** children



**11** License-exempt home caregivers can serve around **23** children

## How much are families paying for child care?

MEDIAN FAMILY INCOME: **\$103,501**

**INFANT:** Average annual price of licensed care



Home-based: **\$11,687**



Center-based: **\$19,075**

This is **11%-18%** of a family's income.

**PRESCHOOLER:** Average annual price of licensed care



Home-based: **\$11,056**



Center-based: **\$12,294**

This is **11%-12%** of a family's income.

The cost of center care rivals college tuition: **\$14,579**

## What programs support children & families in your district?

### CHILD CARE ASSISTANCE PROGRAM

ILLINOIS DEPARTMENT OF HUMAN SERVICES (IDHS)

**130** children age 0-2

**205** children age 3-5

**119** children age 6-12

**459** children served

**\$2,172,313**

in total CCAP payments to providers in the district

The Child Care Assistance Program (CCAP), funded through IDHS, helps families pay for child care while they work or go to school.

### EARLY CHILDHOOD BLOCK GRANT

ILLINOIS STATE BOARD OF EDUCATION (ISBE)

**1** Prevention Initiative programs

**60** children age 0-2

**2** Preschool for All programs

**440** children age 3-5

**500** children served

The Early Childhood Block Grant is funded by ISBE to help programs provide high-quality early education opportunities through Preschool for All (PFA) and Prevention Initiative (PI) services for infants, toddlers, and expectant families.

### HEAD START & EARLY HEAD START

US DEPARTMENT OF HEALTH & HUMAN SERVICES

**0** Early Head Start sites

**0** children age 0-2

**0** Head Start sites

**0** children age 3-5

**0** children served

Head Start programs for 3- and 4-year-olds, along with Early Head Start for infants and toddlers, are federally-funded early education programs for families living below the poverty line and designed to meet the comprehensive needs of families.

For source information on the data cited in this profile, please email:

[advocacy@actforchildren.org](mailto:advocacy@actforchildren.org)



# Child Care and Early Education Profile: 2023

## 56th State House District Representative Michelle Mussman

### A Snapshot of Children in State House District 56

**7,977** Children 0 to 5 } **60%** of children 0 to 5 live in households where all parents work  
**9,961** Children 6 to 12  
**17,938** Total children under 13

### What child care options are available to families?



**27** Child care centers can serve up to **2,577** children



**17** Licensed child care homes can serve up to **172** children



**10** License-exempt home caregivers can serve around **24** children

### How much are families paying for child care?

**MEDIAN FAMILY INCOME: \$96,059**

**INFANT:** Average annual price of licensed care



Home-based: **\$12,295**



Center-based: **\$18,028**

This is **13%-19%** of a family's income.

**PRESCHOOLER:** Average annual price of licensed care



Home-based: **\$11,410**



Center-based: **\$13,533**

This is **12%-14%** of a family's income.

The cost of center care rivals college tuition: **\$14,579**

### What programs support children & families in your district?

#### CHILD CARE ASSISTANCE PROGRAM

ILLINOIS DEPARTMENT OF HUMAN SERVICES (IDHS)

**229** children age 0-2

**272** children age 3-5

**184** children age 6-12

**687** children served

**\$3,621,092**

in total CCAP payments to providers in the district

The Child Care Assistance Program (CCAP), funded through IDHS, helps families pay for child care while they work or go to school.

#### EARLY CHILDHOOD BLOCK GRANT

ILLINOIS STATE BOARD OF EDUCATION (ISBE)

**1** Prevention Initiative programs

**48** children age 0-2

**3** Preschool for All programs

**708** children age 3-5

**756** children served

The Early Childhood Block Grant is funded by ISBE to help programs provide high-quality early education opportunities through Preschool for All (PFA) and Prevention Initiative (PI) services for infants, toddlers, and expectant families.

#### HEAD START & EARLY HEAD START

US DEPARTMENT OF HEALTH & HUMAN SERVICES

**1** Early Head Start sites

**81** children age 0-2

**1** Head Start sites

**68** children age 3-5

**149** children served

Head Start programs for 3- and 4-year-olds, along with Early Head Start for infants and toddlers, are federally-funded early education programs for families living below the poverty line and designed to meet the comprehensive needs of families.

For source information on the data cited in this profile, please email:

[advocacy@actforchildren.org](mailto:advocacy@actforchildren.org)



# Child Care and Early Education Profile: 2023

57th State House District Representative Jonathan Carroll

## A Snapshot of Children in State House District 57

**7,654** Children 0 to 5 } **68%** of children 0 to 5 live in households where all parents work  
**9,400** Children 6 to 12  
**17,053** Total children under 13

## What child care options are available to families?



**35** Child care centers can serve up to **3,556** children



**9** Licensed child care homes can serve up to **86** children



**6** License-exempt home caregivers can serve around **11** children

## How much are families paying for child care?

MEDIAN FAMILY INCOME: **\$126,324**

**INFANT:** Average annual price of licensed care



Home-based: **\$14,250**



Center-based: **\$19,412**

This is **11%-15%** of a family's income.

**PRESCHOOLER:** Average annual price of licensed care



Home-based: **\$13,650**



Center-based: **\$15,066**

This is **11%-12%** of a family's income.

The cost of center care rivals college tuition: **\$14,579**

## What programs support children & families in your district?

### CHILD CARE ASSISTANCE PROGRAM

ILLINOIS DEPARTMENT OF HUMAN SERVICES (IDHS)

**133** children age 0-2

**190** children age 3-5

**124** children age 6-12

**449** children served

**\$2,406,339**

in total CCAP payments to providers in the district

The Child Care Assistance Program (CCAP), funded through IDHS, helps families pay for child care while they work or go to school.

### EARLY CHILDHOOD BLOCK GRANT

ILLINOIS STATE BOARD OF EDUCATION (ISBE)

**1** Prevention Initiative programs

**24** children age 0-2

**2** Preschool for All programs

**130** children age 3-5

**154** children served

The Early Childhood Block Grant is funded by ISBE to help programs provide high-quality early education opportunities through Preschool for All (PFA) and Prevention Initiative (PI) services for infants, toddlers, and expectant families.

### HEAD START & EARLY HEAD START

US DEPARTMENT OF HEALTH & HUMAN SERVICES

**0** Early Head Start sites

**0** children age 0-2

**0** Head Start sites

**0** children age 3-5

**0** children served

Head Start programs for 3- and 4-year-olds, along with Early Head Start for infants and toddlers, are federally-funded early education programs for families living below the poverty line and designed to meet the comprehensive needs of families.

For source information on the data cited in this profile, please email:

[advocacy@actforchildren.org](mailto:advocacy@actforchildren.org)





# Child Care and Early Education Profile: 2023

58th State House District Representative Bob Morgan

## A Snapshot of Children in State House District 58

**6,656** Children 0 to 5 } **65%** of children 0 to 5 live in households where all parents work  
**9,419** Children 6 to 12

**16,075** Total children under 13

## What child care options are available to families?



**41** Child care centers can serve up to **3,130** children



**12** Licensed child care homes can serve up to **115** children



**3** License-exempt home caregivers can serve around **8** children

## How much are families paying for child care?

MEDIAN FAMILY INCOME: **\$187,740**

**INFANT:** Average annual price of licensed care



Home-based: **\$15,125**



Center-based: **\$27,844**

This is **8%-15%** of a family's income.

**PRESCHOOLER:** Average annual price of licensed care



Home-based: **\$12,050**



Center-based: **\$23,548**

This is **6%-13%** of a family's income.

The cost of center care rivals college tuition: **\$14,579**

## What programs support children & families in your district?

### CHILD CARE ASSISTANCE PROGRAM

ILLINOIS DEPARTMENT OF HUMAN SERVICES (IDHS)

**32** children age 0-2

**42** children age 3-5

**40** children age 6-12

**116** children served

**\$488,352**

in total CCAP payments to providers in the district

The Child Care Assistance Program (CCAP), funded through IDHS, helps families pay for child care while they work or go to school.

### EARLY CHILDHOOD BLOCK GRANT

ILLINOIS STATE BOARD OF EDUCATION (ISBE)

**2** Prevention Initiative programs

**285** children age 0-2

**1** Preschool for All programs

**40** children age 3-5

**325** children served

The Early Childhood Block Grant is funded by ISBE to help programs provide high-quality early education opportunities through Preschool for All (PFA) and Prevention Initiative (PI) services for infants, toddlers, and expectant families.

### HEAD START & EARLY HEAD START

US DEPARTMENT OF HEALTH & HUMAN SERVICES

**0** Early Head Start sites

**0** children age 0-2

**0** Head Start sites

**0** children age 3-5

**0** children served

Head Start programs for 3- and 4-year-olds, along with Early Head Start for infants and toddlers, are federally-funded early education programs for families living below the poverty line and designed to meet the comprehensive needs of families.

For source information on the data cited in this profile, please email:

[advocacy@actforchildren.org](mailto:advocacy@actforchildren.org)



# Child Care and Early Education Profile: 2023

59th State House District Representative Daniel Didech

## A Snapshot of Children in State House District 59

**7,302** Children 0 to 5 } **67%** of children 0 to 5 live in households where all parents work  
**10,429** Children 6 to 12  
**17,732** Total children under 13

## What child care options are available to families?



**33** Child care centers can serve up to **3,611** children



**33** Licensed child care homes can serve up to **317** children



**13** License-exempt home caregivers can serve around **30** children

## How much are families paying for child care?

**MEDIAN FAMILY INCOME: \$121,460**

**INFANT:** Average annual price of licensed care



Home-based: **\$10,971**



Center-based: **\$19,040**

This is **9%-16%** of a family's income.

**PRESCHOOLER:** Average annual price of licensed care



Home-based: **\$9,827**



Center-based: **\$14,520**

This is **8%-12%** of a family's income.

The cost of center care rivals college tuition: **\$14,579**

## What programs support children & families in your district?

### CHILD CARE ASSISTANCE PROGRAM

ILLINOIS DEPARTMENT OF HUMAN SERVICES (IDHS)

**230** children age 0-2

**245** children age 3-5

**275** children age 6-12

**752** children served

**\$3,763,196**

in total CCAP payments to providers in the district

The Child Care Assistance Program (CCAP), funded through IDHS, helps families pay for child care while they work or go to school.

### EARLY CHILDHOOD BLOCK GRANT

ILLINOIS STATE BOARD OF EDUCATION (ISBE)

**0** Prevention Initiative programs

**0** children age 0-2

**3** Preschool for All programs

**240** children age 3-5

**240** children served

The Early Childhood Block Grant is funded by ISBE to help programs provide high-quality early education opportunities through Preschool for All (PFA) and Prevention Initiative (PI) services for infants, toddlers, and expectant families.

### HEAD START & EARLY HEAD START

US DEPARTMENT OF HEALTH & HUMAN SERVICES

**0** Early Head Start sites

**0** children age 0-2

**0** Head Start sites

**0** children age 3-5

**0** children served

Head Start programs for 3- and 4-year-olds, along with Early Head Start for infants and toddlers, are federally-funded early education programs for families living below the poverty line and designed to meet the comprehensive needs of families.

For source information on the data cited in this profile, please email:

[advocacy@actforchildren.org](mailto:advocacy@actforchildren.org)



# Child Care and Early Education Profile: 2023

60th State House District Representative Rita Mayfield

## A Snapshot of Children in State House District 60

**8,843** Children 0 to 5 } **69%** of children 0 to 5 live in households where all parents work  
**11,308** Children 6 to 12  
**20,151** Total children under 13

## What child care options are available to families?



**25** Child care centers can serve up to **1,873** children



**172** Licensed child care homes can serve up to **1,869** children



**120** License-exempt home caregivers can serve around **281** children

## How much are families paying for child care?

**MEDIAN FAMILY INCOME: \$67,431**

**INFANT:** Average annual price of licensed care



Home-based: **\$10,160**



Center-based: **\$14,049**

This is **15%-21%** of a family's income.

**PRESCHOOLER:** Average annual price of licensed care



Home-based: **\$8,802**



Center-based: **\$9,523**

This is **13%-14%** of a family's income.

The cost of center care rivals college tuition: **\$14,579**

## What programs support children & families in your district?

### CHILD CARE ASSISTANCE PROGRAM

ILLINOIS DEPARTMENT OF HUMAN SERVICES (IDHS)

**948** children age 0-2

**1,017** children age 3-5

**1,358** children age 6-12

**3,350** children served

**\$16,784,336**

in total CCAP payments to providers in the district

The Child Care Assistance Program (CCAP), funded through IDHS, helps families pay for child care while they work or go to school.

### EARLY CHILDHOOD BLOCK GRANT

ILLINOIS STATE BOARD OF EDUCATION (ISBE)

**4** Prevention Initiative programs

**193** children age 0-2

**12** Preschool for All programs

**1,340** children age 3-5

**1,533** children served

The Early Childhood Block Grant is funded by ISBE to help programs provide high-quality early education opportunities through Preschool for All (PFA) and Prevention Initiative (PI) services for infants, toddlers, and expectant families.

### HEAD START & EARLY HEAD START

US DEPARTMENT OF HEALTH & HUMAN SERVICES

**1** Early Head Start sites

**70** children age 0-2

**1** Head Start sites

**66** children age 3-5

**136** children served

Head Start programs for 3- and 4-year-olds, along with Early Head Start for infants and toddlers, are federally-funded early education programs for families living below the poverty line and designed to meet the comprehensive needs of families.

For source information on the data cited in this profile, please email:

[advocacy@actforchildren.org](mailto:advocacy@actforchildren.org)



# Child Care and Early Education Profile: 2023

61st State House District Representative Joyce Mason

## A Snapshot of Children in State House District 61

**7,379** Children 0 to 5 } **75%** of children 0 to 5 live in households where all parents work  
**10,742** Children 6 to 12  
**18,121** Total children under 13

## What child care options are available to families?



**26** Child care centers can serve up to **1,988** children



**116** Licensed child care homes can serve up to **1,217** children



**64** License-exempt home caregivers can serve around **157** children

## How much are families paying for child care?

**MEDIAN FAMILY INCOME: \$99,980**

**INFANT:** Average annual price of licensed care



Home-based: **\$10,132**



Center-based: **\$14,966**

This is **10%-15%** of a family's income.

**PRESCHOOLER:** Average annual price of licensed care



Home-based: **\$8,961**



Center-based: **\$9,651**

This is **9%-10%** of a family's income.

The cost of center care rivals college tuition: **\$14,579**

## What programs support children & families in your district?

### CHILD CARE ASSISTANCE PROGRAM

ILLINOIS DEPARTMENT OF HUMAN SERVICES (IDHS)

**579** children age 0-2

**628** children age 3-5

**792** children age 6-12

**2,019** children served

**\$10,437,492**

in total CCAP payments to providers in the district

The Child Care Assistance Program (CCAP), funded through IDHS, helps families pay for child care while they work or go to school.

### EARLY CHILDHOOD BLOCK GRANT

ILLINOIS STATE BOARD OF EDUCATION (ISBE)

**0** Prevention Initiative programs

**0** children age 0-2

**7** Preschool for All programs

**489** children age 3-5

**489** children served

The Early Childhood Block Grant is funded by ISBE to help programs provide high-quality early education opportunities through Preschool for All (PFA) and Prevention Initiative (PI) services for infants, toddlers, and expectant families.

### HEAD START & EARLY HEAD START

US DEPARTMENT OF HEALTH & HUMAN SERVICES

**0** Early Head Start sites

**0** children age 0-2

**3** Head Start sites

**153** children age 3-5

**153** children served

Head Start programs for 3- and 4-year-olds, along with Early Head Start for infants and toddlers, are federally-funded early education programs for families living below the poverty line and designed to meet the comprehensive needs of families.

For source information on the data cited in this profile, please email:

[advocacy@actforchildren.org](mailto:advocacy@actforchildren.org)



# Child Care and Early Education Profile: 2023

62nd State House District Representative Laura Faver Dias

## A Snapshot of Children in State House District 62

**8,102** Children 0 to 5 } **67%** of children 0 to 5 live in households where all parents work  
**10,627** Children 6 to 12  
**18,729** Total children under 13

## What child care options are available to families?



**20** Child care centers can serve up to **2,134** children



**91** Licensed child care homes can serve up to **992** children



**27** License-exempt home caregivers can serve around **75** children

## How much are families paying for child care?

**MEDIAN FAMILY INCOME: \$109,805**

**INFANT:** Average annual price of licensed care



Home-based: **\$10,645**



Center-based: **\$17,813**

This is **10%-16%** of a family's income.

**PRESCHOOLER:** Average annual price of licensed care



Home-based: **\$9,340**



Center-based: **\$13,874**

This is **9%-13%** of a family's income.

The cost of center care rivals college tuition: **\$14,579**

## What programs support children & families in your district?

### CHILD CARE ASSISTANCE PROGRAM

ILLINOIS DEPARTMENT OF HUMAN SERVICES (IDHS)

**399** children age 0-2

**442** children age 3-5

**565** children age 6-12

**1,420** children served

**\$7,295,036**

in total CCAP payments to providers in the district

The Child Care Assistance Program (CCAP), funded through IDHS, helps families pay for child care while they work or go to school.

### EARLY CHILDHOOD BLOCK GRANT

ILLINOIS STATE BOARD OF EDUCATION (ISBE)

**1** Prevention Initiative programs

**70** children age 0-2

**2** Preschool for All programs

**312** children age 3-5

**382** children served

The Early Childhood Block Grant is funded by ISBE to help programs provide high-quality early education opportunities through Preschool for All (PFA) and Prevention Initiative (PI) services for infants, toddlers, and expectant families.

### HEAD START & EARLY HEAD START

US DEPARTMENT OF HEALTH & HUMAN SERVICES

**0** Early Head Start sites

**0** children age 0-2

**1** Head Start sites

**80** children age 3-5

**80** children served

Head Start programs for 3- and 4-year-olds, along with Early Head Start for infants and toddlers, are federally-funded early education programs for families living below the poverty line and designed to meet the comprehensive needs of families.

For source information on the data cited in this profile, please email:

[advocacy@actforchildren.org](mailto:advocacy@actforchildren.org)



# Child Care and Early Education Profile: 2023

63rd State House District Representative Steven Reick

## A Snapshot of Children in State House District 63

**7,141** Children 0 to 5 } **63%** of children 0 to 5 live in households where all parents work  
**9,134** Children 6 to 12

**16,275** Total children under 13

## What child care options are available to families?



**28** Child care centers can serve up to **2,510** children



**23** Licensed child care homes can serve up to **233** children



**11** License-exempt home caregivers can serve around **23** children

## How much are families paying for child care?

**MEDIAN FAMILY INCOME: \$105,690**

**INFANT:** Average annual price of licensed care



Home-based: **\$11,818**



Center-based: **\$16,609**

This is **11%-16%** of a family's income.

**PRESCHOOLER:** Average annual price of licensed care



Home-based: **\$10,512**



Center-based: **\$12,628**

This is **10%-12%** of a family's income.

The cost of center care rivals college tuition: **\$14,579**

## What programs support children & families in your district?

### CHILD CARE ASSISTANCE PROGRAM

ILLINOIS DEPARTMENT OF HUMAN SERVICES (IDHS)

**207** children age 0-2

**273** children age 3-5

**276** children age 6-12

**757** children served

**\$3,462,096**

in total CCAP payments to providers in the district

The Child Care Assistance Program (CCAP), funded through IDHS, helps families pay for child care while they work or go to school.

### EARLY CHILDHOOD BLOCK GRANT

ILLINOIS STATE BOARD OF EDUCATION (ISBE)

**2** Prevention Initiative programs

**154** children age 0-2

**4** Preschool for All programs

**430** children age 3-5

**584** children served

The Early Childhood Block Grant is funded by ISBE to help programs provide high-quality early education opportunities through Preschool for All (PFA) and Prevention Initiative (PI) services for infants, toddlers, and expectant families.

### HEAD START & EARLY HEAD START

US DEPARTMENT OF HEALTH & HUMAN SERVICES

**0** Early Head Start sites

**0** children age 0-2

**1** Head Start sites

**67** children age 3-5

**67** children served

Head Start programs for 3- and 4-year-olds, along with Early Head Start for infants and toddlers, are federally-funded early education programs for families living below the poverty line and designed to meet the comprehensive needs of families.

For source information on the data cited in this profile, please email:

[advocacy@actforchildren.org](mailto:advocacy@actforchildren.org)





# Child Care and Early Education Profile: 2023

64th State House District Representative Tom Weber

## A Snapshot of Children in State House District 64

**6,717** Children 0 to 5 } **67%** of children 0 to 5 live in households where all parents work  
**9,499** Children 6 to 12  
**16,217** Total children under 13

## What child care options are available to families?



**20** Child care centers can serve up to **1,761** children



**22** Licensed child care homes can serve up to **201** children



**16** License-exempt home caregivers can serve around **37** children

## How much are families paying for child care?

MEDIAN FAMILY INCOME: **\$110,226**

**INFANT:** Average annual price of licensed care



Home-based: **\$10,662**



Center-based: **\$15,167**

This is **10%-14%** of a family's income.

**PRESCHOOLER:** Average annual price of licensed care



Home-based: **\$9,374**



Center-based: **\$10,661**

This is **9%-10%** of a family's income.

The cost of center care rivals college tuition: **\$14,579**

## What programs support children & families in your district?

### CHILD CARE ASSISTANCE PROGRAM

ILLINOIS DEPARTMENT OF HUMAN SERVICES (IDHS)

**221** children age 0-2

**232** children age 3-5

**264** children age 6-12

**723** children served

**\$3,450,849**

in total CCAP payments to providers in the district

The Child Care Assistance Program (CCAP), funded through IDHS, helps families pay for child care while they work or go to school.

### EARLY CHILDHOOD BLOCK GRANT

ILLINOIS STATE BOARD OF EDUCATION (ISBE)

**1** Prevention Initiative programs

**30** children age 0-2

**5** Preschool for All programs

**398** children age 3-5

**428** children served

The Early Childhood Block Grant is funded by ISBE to help programs provide high-quality early education opportunities through Preschool for All (PFA) and Prevention Initiative (PI) services for infants, toddlers, and expectant families.

### HEAD START & EARLY HEAD START

US DEPARTMENT OF HEALTH & HUMAN SERVICES

**0** Early Head Start sites

**0** children age 0-2

**0** Head Start sites

**0** children age 3-5

**0** children served

Head Start programs for 3- and 4-year-olds, along with Early Head Start for infants and toddlers, are federally-funded early education programs for families living below the poverty line and designed to meet the comprehensive needs of families.

For source information on the data cited in this profile, please email:

[advocacy@actforchildren.org](mailto:advocacy@actforchildren.org)



# Child Care and Early Education Profile: 2023

65th State House District Representative Dan Ugaste

## A Snapshot of Children in State House District 65

**6,104** Children 0 to 5 } **71%** of children 0 to 5 live in households where all parents work  
**9,271** Children 6 to 12

**15,375** Total children under 13

## What child care options are available to families?



**26** Child care centers can serve up to **2,873** children



**15** Licensed child care homes can serve up to **133** children



**8** License-exempt home caregivers can serve around **16** children

## How much are families paying for child care?

MEDIAN FAMILY INCOME: **\$140,272**

**INFANT:** Average annual price of licensed care



Home-based: **\$11,938**



Center-based: **\$18,143**

This is **9%-13%** of a family's income.

**PRESCHOOLER:** Average annual price of licensed care



Home-based: **\$11,615**



Center-based: **\$12,591**

This is **8%-9%** of a family's income.

The cost of center care rivals college tuition: **\$14,579**

## What programs support children & families in your district?

### CHILD CARE ASSISTANCE PROGRAM

ILLINOIS DEPARTMENT OF HUMAN SERVICES (IDHS)

**90** children age 0-2

**94** children age 3-5

**86** children age 6-12

**272** children served

**\$1,310,051**

in total CCAP payments to providers in the district

The Child Care Assistance Program (CCAP), funded through IDHS, helps families pay for child care while they work or go to school.

### EARLY CHILDHOOD BLOCK GRANT

ILLINOIS STATE BOARD OF EDUCATION (ISBE)

**0** Prevention Initiative programs

**0** children age 0-2

**1** Preschool for All programs

**80** children age 3-5

**80** children served

The Early Childhood Block Grant is funded by ISBE to help programs provide high-quality early education opportunities through Preschool for All (PFA) and Prevention Initiative (PI) services for infants, toddlers, and expectant families.

### HEAD START & EARLY HEAD START

US DEPARTMENT OF HEALTH & HUMAN SERVICES

**0** Early Head Start sites

**0** children age 0-2

**0** Head Start sites

**0** children age 3-5

**0** children served

Head Start programs for 3- and 4-year-olds, along with Early Head Start for infants and toddlers, are federally-funded early education programs for families living below the poverty line and designed to meet the comprehensive needs of families.

For source information on the data cited in this profile, please email:

[advocacy@actforchildren.org](mailto:advocacy@actforchildren.org)



# Child Care and Early Education Profile: 2023

66th State House District Representative Suzanne M. Ness

## A Snapshot of Children in State House District 66

**7,271** Children 0 to 5 } **70%** of children 0 to 5 live in households where all parents work  
**10,228** Children 6 to 12  
**17,499** Total children under 13

## What child care options are available to families?



**25** Child care centers can serve up to **2,855** children



**23** Licensed child care homes can serve up to **238** children



**17** License-exempt home caregivers can serve around **39** children

## How much are families paying for child care?

MEDIAN FAMILY INCOME: **\$108,551**

**INFANT:** Average annual price of licensed care



Home-based: **\$10,708**



Center-based: **\$17,011**

This is **10%-16%** of a family's income.

**PRESCHOOLER:** Average annual price of licensed care



Home-based: **\$9,933**



Center-based: **\$13,333**

This is **9%-12%** of a family's income.

The cost of center care rivals college tuition: **\$14,579**

## What programs support children & families in your district?

### CHILD CARE ASSISTANCE PROGRAM

ILLINOIS DEPARTMENT OF HUMAN SERVICES (IDHS)

**234** children age 0-2

**285** children age 3-5

**277** children age 6-12

**798** children served

**\$3,723,064**

in total CCAP payments to providers in the district

The Child Care Assistance Program (CCAP), funded through IDHS, helps families pay for child care while they work or go to school.

### EARLY CHILDHOOD BLOCK GRANT

ILLINOIS STATE BOARD OF EDUCATION (ISBE)

**1** Prevention Initiative programs

**52** children age 0-2

**8** Preschool for All programs

**676** children age 3-5

**728** children served

The Early Childhood Block Grant is funded by ISBE to help programs provide high-quality early education opportunities through Preschool for All (PFA) and Prevention Initiative (PI) services for infants, toddlers, and expectant families.

### HEAD START & EARLY HEAD START

US DEPARTMENT OF HEALTH & HUMAN SERVICES

**0** Early Head Start sites

**0** children age 0-2

**3** Head Start sites

**153** children age 3-5

**153** children served

Head Start programs for 3- and 4-year-olds, along with Early Head Start for infants and toddlers, are federally-funded early education programs for families living below the poverty line and designed to meet the comprehensive needs of families.

For source information on the data cited in this profile, please email:

[advocacy@actforchildren.org](mailto:advocacy@actforchildren.org)



# Child Care and Early Education Profile: 2023

67th State House District Representative Maurice West

## A Snapshot of Children in State House District 67

**9,220** Children 0 to 5 } **73%** of children 0 to 5 live in households where all parents work  
**10,601** Children 6 to 12  
**19,822** Total children under 13

## What child care options are available to families?



**11** Child care centers can serve up to **885** children



**104** Licensed child care homes can serve up to **985** children



**417** License-exempt home caregivers can serve around **1006** children

## How much are families paying for child care?

**MEDIAN FAMILY INCOME: \$54,607**

**INFANT:** Average annual price of licensed care



Home-based: **\$8,683**



Center-based: **\$13,998**

This is **16%-26%** of a family's income.

**PRESCHOOLER:** Average annual price of licensed care



Home-based: **\$7,868**



Center-based: **\$8,900**

This is **14%-16%** of a family's income.

The cost of center care rivals college tuition: **\$14,579**

## What programs support children & families in your district?

### CHILD CARE ASSISTANCE PROGRAM

ILLINOIS DEPARTMENT OF HUMAN SERVICES (IDHS)

**1,020** children age 0-2

**1,085** children age 3-5

**1,402** children age 6-12

**3,565** children served

**\$12,918,972**

in total CCAP payments to providers in the district

The Child Care Assistance Program (CCAP), funded through IDHS, helps families pay for child care while they work or go to school.

### EARLY CHILDHOOD BLOCK GRANT

ILLINOIS STATE BOARD OF EDUCATION (ISBE)

**2** Prevention Initiative programs

**228** children age 0-2

**8** Preschool for All programs

**1,715** children age 3-5

**1,943** children served

The Early Childhood Block Grant is funded by ISBE to help programs provide high-quality early education opportunities through Preschool for All (PFA) and Prevention Initiative (PI) services for infants, toddlers, and expectant families.

### HEAD START & EARLY HEAD START

US DEPARTMENT OF HEALTH & HUMAN SERVICES

**1** Early Head Start sites

**24** children age 0-2

**3** Head Start sites

**500** children age 3-5

**524** children served

Head Start programs for 3- and 4-year-olds, along with Early Head Start for infants and toddlers, are federally-funded early education programs for families living below the poverty line and designed to meet the comprehensive needs of families.

For source information on the data cited in this profile, please email:

[advocacy@actforchildren.org](mailto:advocacy@actforchildren.org)



# Child Care and Early Education Profile: 2023

68th State House District Representative Dave Vella

## A Snapshot of Children in State House District 68

**7,950** Children 0 to 5 } **78%** of children 0 to 5 live in households where all parents work

**9,800** Children 6 to 12

**17,750** Total children under 13

## What child care options are available to families?



**18** Child care centers can serve up to **2,622** children



**75** Licensed child care homes can serve up to **745** children



**171** License-exempt home caregivers can serve around **386** children

## How much are families paying for child care?

**MEDIAN FAMILY INCOME: \$71,272**

**INFANT:** Average annual price of licensed care



Home-based: **\$8,880**



Center-based: **\$14,106**

This is **12%-20%** of a family's income.

**PRESCHOOLER:** Average annual price of licensed care



Home-based: **\$8,034**



Center-based: **\$12,033**

This is **11%-17%** of a family's income.

The cost of center care rivals college tuition: **\$14,579**

## What programs support children & families in your district?

### CHILD CARE ASSISTANCE PROGRAM

ILLINOIS DEPARTMENT OF HUMAN SERVICES (IDHS)

**798** children age 0-2

**787** children age 3-5

**892** children age 6-12

**2,503** children served

**\$9,753,434**

in total CCAP payments to providers in the district

The Child Care Assistance Program (CCAP), funded through IDHS, helps families pay for child care while they work or go to school.

### EARLY CHILDHOOD BLOCK GRANT

ILLINOIS STATE BOARD OF EDUCATION (ISBE)

**0** Prevention Initiative programs

**0** children age 0-2

**3** Preschool for All programs

**685** children age 3-5

**685** children served

The Early Childhood Block Grant is funded by ISBE to help programs provide high-quality early education opportunities through Preschool for All (PFA) and Prevention Initiative (PI) services for infants, toddlers, and expectant families.

### HEAD START & EARLY HEAD START

US DEPARTMENT OF HEALTH & HUMAN SERVICES

**2** Early Head Start sites

**130** children age 0-2

**0** Head Start sites

**0** children age 3-5

**130** children served

Head Start programs for 3- and 4-year-olds, along with Early Head Start for infants and toddlers, are federally-funded early education programs for families living below the poverty line and designed to meet the comprehensive needs of families.

For source information on the data cited in this profile, please email:

[advocacy@actforchildren.org](mailto:advocacy@actforchildren.org)



# Child Care and Early Education Profile: 2023

69th State House District Representative Joe C. Sosnowski

## A Snapshot of Children in State House District 69

**7,871** Children 0 to 5 } **73%** of children 0 to 5 live in households where all parents work  
**10,951** Children 6 to 12  
**18,822** Total children under 13

## What child care options are available to families?



**10** Child care centers can serve up to **1,197** children



**33** Licensed child care homes can serve up to **339** children



**26** License-exempt home caregivers can serve around **51** children

## How much are families paying for child care?

MEDIAN FAMILY INCOME: **\$103,570**

**INFANT:** Average annual price of licensed care



Home-based: **\$10,382**



Center-based: **\$15,933**

This is **10%-15%** of a family's income.

**PRESCHOOLER:** Average annual price of licensed care



Home-based: **\$9,900**



Center-based: **\$11,600**

This is **10%-11%** of a family's income.

The cost of center care rivals college tuition: **\$14,579**

## What programs support children & families in your district?

### CHILD CARE ASSISTANCE PROGRAM

ILLINOIS DEPARTMENT OF HUMAN SERVICES (IDHS)

**173** children age 0-2

**213** children age 3-5

**236** children age 6-12

**626** children served

**\$2,701,288**

in total CCAP payments to providers in the district

The Child Care Assistance Program (CCAP), funded through IDHS, helps families pay for child care while they work or go to school.

### EARLY CHILDHOOD BLOCK GRANT

ILLINOIS STATE BOARD OF EDUCATION (ISBE)

**3** Prevention Initiative programs

**154** children age 0-2

**6** Preschool for All programs

**600** children age 3-5

**754** children served

The Early Childhood Block Grant is funded by ISBE to help programs provide high-quality early education opportunities through Preschool for All (PFA) and Prevention Initiative (PI) services for infants, toddlers, and expectant families.

### HEAD START & EARLY HEAD START

US DEPARTMENT OF HEALTH & HUMAN SERVICES

**0** Early Head Start sites

**0** children age 0-2

**1** Head Start sites

**68** children age 3-5

**68** children served

Head Start programs for 3- and 4-year-olds, along with Early Head Start for infants and toddlers, are federally-funded early education programs for families living below the poverty line and designed to meet the comprehensive needs of families.

For source information on the data cited in this profile, please email:

[advocacy@actforchildren.org](mailto:advocacy@actforchildren.org)





# Child Care and Early Education Profile: 2023

70th State House District Representative Jeff Keicher

## A Snapshot of Children in State House District 70

**7,628** Children 0 to 5 } **69%** of children 0 to 5 live in households where all parents work  
**11,362** Children 6 to 12  
**18,990** Total children under 13

## What child care options are available to families?



**10** Child care centers can serve up to **1,112** children



**22** Licensed child care homes can serve up to **233** children



**20** License-exempt home caregivers can serve around **35** children

## How much are families paying for child care?

**MEDIAN FAMILY INCOME: \$118,171**

**INFANT:** Average annual price of licensed care



Home-based: **\$10,447**



Center-based: **\$16,030**

This is **9%-14%** of a family's income.

**PRESCHOOLER:** Average annual price of licensed care



Home-based: **\$11,079**



Center-based: **\$12,108**

This is **9%-10%** of a family's income.

The cost of center care rivals college tuition: **\$14,579**

## What programs support children & families in your district?

### CHILD CARE ASSISTANCE PROGRAM

ILLINOIS DEPARTMENT OF HUMAN SERVICES (IDHS)

**103** children age 0-2

**162** children age 3-5

**148** children age 6-12

**418** children served

**\$1,834,988**

in total CCAP payments to providers in the district

The Child Care Assistance Program (CCAP), funded through IDHS, helps families pay for child care while they work or go to school.

### EARLY CHILDHOOD BLOCK GRANT

ILLINOIS STATE BOARD OF EDUCATION (ISBE)

**0** Prevention Initiative programs

**0** children age 0-2

**1** Preschool for All programs

**80** children age 3-5

**80** children served

The Early Childhood Block Grant is funded by ISBE to help programs provide high-quality early education opportunities through Preschool for All (PFA) and Prevention Initiative (PI) services for infants, toddlers, and expectant families.

### HEAD START & EARLY HEAD START

US DEPARTMENT OF HEALTH & HUMAN SERVICES

**0** Early Head Start sites

**0** children age 0-2

**0** Head Start sites

**0** children age 3-5

**0** children served

Head Start programs for 3- and 4-year-olds, along with Early Head Start for infants and toddlers, are federally-funded early education programs for families living below the poverty line and designed to meet the comprehensive needs of families.

For source information on the data cited in this profile, please email:

[advocacy@actforchildren.org](mailto:advocacy@actforchildren.org)



# Child Care and Early Education Profile: 2023

71st State House District Representative Dan Swanson

## A Snapshot of Children in State House District 71

**6,661** Children 0 to 5 } **68%** of children 0 to 5 live in households where all parents work  
**8,574** Children 6 to 12

**15,235** Total children under 13

## What child care options are available to families?



**20** Child care centers can serve up to **1,422** children



**79** Licensed child care homes can serve up to **700** children



**56** License-exempt home caregivers can serve around **124** children

## How much are families paying for child care?

**MEDIAN FAMILY INCOME: \$77,149**

**INFANT:** Average annual price of licensed care



Home-based: **\$7,687**



Center-based: **\$10,987**

This is **10%-14%** of a family's income.

**PRESCHOOLER:** Average annual price of licensed care



Home-based: **\$7,143**



Center-based: **\$8,105**

This is **9%-11%** of a family's income.

The cost of center care rivals college tuition: **\$14,579**

## What programs support children & families in your district?

### CHILD CARE ASSISTANCE PROGRAM

ILLINOIS DEPARTMENT OF HUMAN SERVICES (IDHS)

**314** children age 0-2

**303** children age 3-5

**325** children age 6-12

**947** children served

**\$3,382,118**

in total CCAP payments to providers in the district

The Child Care Assistance Program (CCAP), funded through IDHS, helps families pay for child care while they work or go to school.

### EARLY CHILDHOOD BLOCK GRANT

ILLINOIS STATE BOARD OF EDUCATION (ISBE)

**4** Prevention Initiative programs

**202** children age 0-2

**20** Preschool for All programs

**1,070** children age 3-5

**1,272** children served

The Early Childhood Block Grant is funded by ISBE to help programs provide high-quality early education opportunities through Preschool for All (PFA) and Prevention Initiative (PI) services for infants, toddlers, and expectant families.

### HEAD START & EARLY HEAD START

US DEPARTMENT OF HEALTH & HUMAN SERVICES

**3** Early Head Start sites

**95** children age 0-2

**6** Head Start sites

**340** children age 3-5

**435** children served

Head Start programs for 3- and 4-year-olds, along with Early Head Start for infants and toddlers, are federally-funded early education programs for families living below the poverty line and designed to meet the comprehensive needs of families.

For source information on the data cited in this profile, please email:

[advocacy@actforchildren.org](mailto:advocacy@actforchildren.org)



# Child Care and Early Education Profile: 2023

72nd State House District Representative Gregg Johnson

## A Snapshot of Children in State House District 72

**8,336** Children 0 to 5 } **74%** of children 0 to 5 live in households where all parents work

**9,560** Children 6 to 12

**17,896** Total children under 13

## What child care options are available to families?



**25** Child care centers can serve up to **1,986** children



**83** Licensed child care homes can serve up to **755** children



**87** License-exempt home caregivers can serve around **198** children

## How much are families paying for child care?

**MEDIAN FAMILY INCOME: \$70,999**

**INFANT:** Average annual price of licensed care



Home-based: **\$8,562**



Center-based: **\$13,817**

This is **12%-19%** of a family's income.

**PRESCHOOLER:** Average annual price of licensed care



Home-based: **\$8,143**



Center-based: **\$9,050**

This is **11%-13%** of a family's income.

The cost of center care rivals college tuition: **\$14,579**

## What programs support children & families in your district?

### CHILD CARE ASSISTANCE PROGRAM

ILLINOIS DEPARTMENT OF HUMAN SERVICES (IDHS)

**553** children age 0-2

**549** children age 3-5

**584** children age 6-12

**1,699** children served

**\$7,082,797**

in total CCAP payments to providers in the district

The Child Care Assistance Program (CCAP), funded through IDHS, helps families pay for child care while they work or go to school.

### EARLY CHILDHOOD BLOCK GRANT

ILLINOIS STATE BOARD OF EDUCATION (ISBE)

**5** Prevention Initiative programs

**97** children age 0-2

**21** Preschool for All programs

**871** children age 3-5

**968** children served

The Early Childhood Block Grant is funded by ISBE to help programs provide high-quality early education opportunities through Preschool for All (PFA) and Prevention Initiative (PI) services for infants, toddlers, and expectant families.

### HEAD START & EARLY HEAD START

US DEPARTMENT OF HEALTH & HUMAN SERVICES

**4** Early Head Start sites

**112** children age 0-2

**15** Head Start sites

**510** children age 3-5

**622** children served

Head Start programs for 3- and 4-year-olds, along with Early Head Start for infants and toddlers, are federally-funded early education programs for families living below the poverty line and designed to meet the comprehensive needs of families.

For source information on the data cited in this profile, please email:

[advocacy@actforchildren.org](mailto:advocacy@actforchildren.org)



# Child Care and Early Education Profile: 2023

73rd State House District Representative Ryan Spain

## A Snapshot of Children in State House District 73

**7,747** Children 0 to 5 } **69%** of children 0 to 5 live in households where all parents work  
**10,037** Children 6 to 12  
**17,784** Total children under 13

## What child care options are available to families?



**24** Child care centers can serve up to **2,038** children



**48** Licensed child care homes can serve up to **410** children



**23** License-exempt home caregivers can serve around **73** children

## How much are families paying for child care?

**MEDIAN FAMILY INCOME: \$94,888**

**INFANT:** Average annual price of licensed care



Home-based: **\$7,743**



Center-based: **\$13,785**

This is **8%-15%** of a family's income.

**PRESCHOOLER:** Average annual price of licensed care



Home-based: **\$7,114**



Center-based: **\$9,707**

This is **7%-10%** of a family's income.

The cost of center care rivals college tuition: **\$14,579**

## What programs support children & families in your district?

### CHILD CARE ASSISTANCE PROGRAM

ILLINOIS DEPARTMENT OF HUMAN SERVICES (IDHS)

**165** children age 0-2

**166** children age 3-5

**145** children age 6-12

**477** children served

**\$1,933,305**

in total CCAP payments to providers in the district

The Child Care Assistance Program (CCAP), funded through IDHS, helps families pay for child care while they work or go to school.

### EARLY CHILDHOOD BLOCK GRANT

ILLINOIS STATE BOARD OF EDUCATION (ISBE)

**2** Prevention Initiative programs

**136** children age 0-2

**14** Preschool for All programs

**730** children age 3-5

**866** children served

The Early Childhood Block Grant is funded by ISBE to help programs provide high-quality early education opportunities through Preschool for All (PFA) and Prevention Initiative (PI) services for infants, toddlers, and expectant families.

### HEAD START & EARLY HEAD START

US DEPARTMENT OF HEALTH & HUMAN SERVICES

**0** Early Head Start sites

**0** children age 0-2

**0** Head Start sites

**0** children age 3-5

**0** children served

Head Start programs for 3- and 4-year-olds, along with Early Head Start for infants and toddlers, are federally-funded early education programs for families living below the poverty line and designed to meet the comprehensive needs of families.

For source information on the data cited in this profile, please email:

[advocacy@actforchildren.org](mailto:advocacy@actforchildren.org)



# Child Care and Early Education Profile: 2023

74th State House District Representative Bradley Fritts

## A Snapshot of Children in State House District 74

**6,594** Children 0 to 5 } **75%** of children 0 to 5 live in households where all parents work  
**9,233** Children 6 to 12

**15,827** Total children under 13

## What child care options are available to families?



**20** Child care centers can serve up to **1,338** children



**62** Licensed child care homes can serve up to **596** children



**68** License-exempt home caregivers can serve around **160** children

## How much are families paying for child care?

**MEDIAN FAMILY INCOME: \$76,429**

**INFANT:** Average annual price of licensed care



Home-based: **\$8,484**



Center-based: **\$11,129**

This is **11%-15%** of a family's income.

**PRESCHOOLER:** Average annual price of licensed care



Home-based: **\$7,782**



Center-based: **\$8,261**

This is **10%-11%** of a family's income.

The cost of center care rivals college tuition: **\$14,579**

## What programs support children & families in your district?

### CHILD CARE ASSISTANCE PROGRAM

ILLINOIS DEPARTMENT OF HUMAN SERVICES (IDHS)

**314** children age 0-2

**268** children age 3-5

**327** children age 6-12

**915** children served

**\$3,465,283**

in total CCAP payments to providers in the district

The Child Care Assistance Program (CCAP), funded through IDHS, helps families pay for child care while they work or go to school.

### EARLY CHILDHOOD BLOCK GRANT

ILLINOIS STATE BOARD OF EDUCATION (ISBE)

**3** Prevention Initiative programs

**142** children age 0-2

**9** Preschool for All programs

**684** children age 3-5

**826** children served

The Early Childhood Block Grant is funded by ISBE to help programs provide high-quality early education opportunities through Preschool for All (PFA) and Prevention Initiative (PI) services for infants, toddlers, and expectant families.

### HEAD START & EARLY HEAD START

US DEPARTMENT OF HEALTH & HUMAN SERVICES

**4** Early Head Start sites

**53** children age 0-2

**6** Head Start sites

**240** children age 3-5

**293** children served

Head Start programs for 3- and 4-year-olds, along with Early Head Start for infants and toddlers, are federally-funded early education programs for families living below the poverty line and designed to meet the comprehensive needs of families.

For source information on the data cited in this profile, please email:

[advocacy@actforchildren.org](mailto:advocacy@actforchildren.org)



# Child Care and Early Education Profile: 2023

75th State House District Representative Jed Davis

## A Snapshot of Children in State House District 75

**8,745** Children 0 to 5 } **74%** of children 0 to 5 live in households where all parents work  
**11,378** Children 6 to 12  
**20,123** Total children under 13

## What child care options are available to families?



**15** Child care centers can serve up to **1,843** children



**21** Licensed child care homes can serve up to **243** children



**20** License-exempt home caregivers can serve around **53** children

## How much are families paying for child care?

MEDIAN FAMILY INCOME: **\$106,222**

**INFANT:** Average annual price of licensed care



Home-based: **\$10,885**



Center-based: **\$13,628**

This is **10%-13%** of a family's income.

**PRESCHOOLER:** Average annual price of licensed care



Home-based: **\$10,354**



Center-based: **\$10,654**

This is **10%-10%** of a family's income.

The cost of center care rivals college tuition: **\$14,579**

## What programs support children & families in your district?

### CHILD CARE ASSISTANCE PROGRAM

ILLINOIS DEPARTMENT OF HUMAN SERVICES (IDHS)

**224** children age 0-2

**254** children age 3-5

**258** children age 6-12

**738** children served

**\$3,296,749**

in total CCAP payments to providers in the district

The Child Care Assistance Program (CCAP), funded through IDHS, helps families pay for child care while they work or go to school.

### EARLY CHILDHOOD BLOCK GRANT

ILLINOIS STATE BOARD OF EDUCATION (ISBE)

**1** Prevention Initiative programs

**38** children age 0-2

**10** Preschool for All programs

**739** children age 3-5

**777** children served

The Early Childhood Block Grant is funded by ISBE to help programs provide high-quality early education opportunities through Preschool for All (PFA) and Prevention Initiative (PI) services for infants, toddlers, and expectant families.

### HEAD START & EARLY HEAD START

US DEPARTMENT OF HEALTH & HUMAN SERVICES

**0** Early Head Start sites

**0** children age 0-2

**2** Head Start sites

**37** children age 3-5

**37** children served

Head Start programs for 3- and 4-year-olds, along with Early Head Start for infants and toddlers, are federally-funded early education programs for families living below the poverty line and designed to meet the comprehensive needs of families.

For source information on the data cited in this profile, please email:

[advocacy@actforchildren.org](mailto:advocacy@actforchildren.org)





# Child Care and Early Education Profile: 2023

76th State House District Representative Lance Yednock

## A Snapshot of Children in State House District 76

**7,204** Children 0 to 5 } **69%** of children 0 to 5 live in households where all parents work  
**9,119** Children 6 to 12

**16,323** Total children under 13

## What child care options are available to families?



**12** Child care centers can serve up to **1,019** children



**41** Licensed child care homes can serve up to **400** children



**73** License-exempt home caregivers can serve around **166** children

## How much are families paying for child care?

**MEDIAN FAMILY INCOME: \$70,757**

**INFANT:** Average annual price of licensed care



Home-based: **\$9,134**



Center-based: **\$14,286**

This is **13%-20%** of a family's income.

**PRESCHOOLER:** Average annual price of licensed care



Home-based: **\$8,465**



Center-based: **\$10,071**

This is **12%-14%** of a family's income.

The cost of center care rivals college tuition: **\$14,579**

## What programs support children & families in your district?

### CHILD CARE ASSISTANCE PROGRAM

ILLINOIS DEPARTMENT OF HUMAN SERVICES (IDHS)

**390** children age 0-2

**375** children age 3-5

**412** children age 6-12

**1,181** children served

**\$4,600,592**

in total CCAP payments to providers in the district

The Child Care Assistance Program (CCAP), funded through IDHS, helps families pay for child care while they work or go to school.

### EARLY CHILDHOOD BLOCK GRANT

ILLINOIS STATE BOARD OF EDUCATION (ISBE)

**2** Prevention Initiative programs

**79** children age 0-2

**9** Preschool for All programs

**884** children age 3-5

**963** children served

The Early Childhood Block Grant is funded by ISBE to help programs provide high-quality early education opportunities through Preschool for All (PFA) and Prevention Initiative (PI) services for infants, toddlers, and expectant families.

### HEAD START & EARLY HEAD START

US DEPARTMENT OF HEALTH & HUMAN SERVICES

**4** Early Head Start sites

**183** children age 0-2

**6** Head Start sites

**213** children age 3-5

**396** children served

Head Start programs for 3- and 4-year-olds, along with Early Head Start for infants and toddlers, are federally-funded early education programs for families living below the poverty line and designed to meet the comprehensive needs of families.

For source information on the data cited in this profile, please email:

[advocacy@actforchildren.org](mailto:advocacy@actforchildren.org)



# Child Care and Early Education Profile: 2023

77th State House District Representative Norma Hernandez

## A Snapshot of Children in State House District 77

**7,480** Children 0 to 5 } **70%** of children 0 to 5 live in households where all parents work  
**10,975** Children 6 to 12  
**18,455** Total children under 13

## What child care options are available to families?



**24** Child care centers can serve up to **2,083** children



**34** Licensed child care homes can serve up to **341** children



**36** License-exempt home caregivers can serve around **80** children

## How much are families paying for child care?

**MEDIAN FAMILY INCOME: \$74,166**

**INFANT:** Average annual price of licensed care



Home-based: **\$11,343**



Center-based: **\$16,190**

This is **15%-22%** of a family's income.

**PRESCHOOLER:** Average annual price of licensed care



Home-based: **\$9,869**



Center-based: **\$10,381**

This is **13%-14%** of a family's income.

The cost of center care rivals college tuition: **\$14,579**

## What programs support children & families in your district?

### CHILD CARE ASSISTANCE PROGRAM

ILLINOIS DEPARTMENT OF HUMAN SERVICES (IDHS)

**508** children age 0-2

**586** children age 3-5

**555** children age 6-12

**1,654** children served

**\$8,539,898**

in total CCAP payments to providers in the district

The Child Care Assistance Program (CCAP), funded through IDHS, helps families pay for child care while they work or go to school.

### EARLY CHILDHOOD BLOCK GRANT

ILLINOIS STATE BOARD OF EDUCATION (ISBE)

**3** Prevention Initiative programs

**309** children age 0-2

**15** Preschool for All programs

**1,035** children age 3-5

**1,344** children served

The Early Childhood Block Grant is funded by ISBE to help programs provide high-quality early education opportunities through Preschool for All (PFA) and Prevention Initiative (PI) services for infants, toddlers, and expectant families.

### HEAD START & EARLY HEAD START

US DEPARTMENT OF HEALTH & HUMAN SERVICES

**5** Early Head Start sites

**104** children age 0-2

**2** Head Start sites

**79** children age 3-5

**183** children served

Head Start programs for 3- and 4-year-olds, along with Early Head Start for infants and toddlers, are federally-funded early education programs for families living below the poverty line and designed to meet the comprehensive needs of families.

For source information on the data cited in this profile, please email:

[advocacy@actforchildren.org](mailto:advocacy@actforchildren.org)



# Child Care and Early Education Profile: 2023

78th State House District Representative Camille Lilly

## A Snapshot of Children in State House District 78

**6,461** Children 0 to 5 } **73%** of children 0 to 5 live in households where all parents work  
**9,648** Children 6 to 12  
**16,109** Total children under 13

## What child care options are available to families?



**52** Child care centers can serve up to **3,634** children



**81** Licensed child care homes can serve up to **774** children



**101** License-exempt home caregivers can serve around **234** children

## How much are families paying for child care?

MEDIAN FAMILY INCOME: **\$119,565**

**INFANT:** Average annual price of licensed care



Home-based: **\$10,873**



Center-based: **\$15,993**

This is **9%-13%** of a family's income.

**PRESCHOOLER:** Average annual price of licensed care



Home-based: **\$9,437**



Center-based: **\$11,757**

This is **8%-10%** of a family's income.

The cost of center care rivals college tuition: **\$14,579**

## What programs support children & families in your district?

### CHILD CARE ASSISTANCE PROGRAM

ILLINOIS DEPARTMENT OF HUMAN SERVICES (IDHS)

**431** children age 0-2

**458** children age 3-5

**423** children age 6-12

**1,333** children served

**\$6,589,574**

in total CCAP payments to providers in the district

The Child Care Assistance Program (CCAP), funded through IDHS, helps families pay for child care while they work or go to school.

### EARLY CHILDHOOD BLOCK GRANT

ILLINOIS STATE BOARD OF EDUCATION (ISBE)

**1** Prevention Initiative programs

**90** children age 0-2

**8** Preschool for All programs

**363** children age 3-5

**453** children served

The Early Childhood Block Grant is funded by ISBE to help programs provide high-quality early education opportunities through Preschool for All (PFA) and Prevention Initiative (PI) services for infants, toddlers, and expectant families.

### HEAD START & EARLY HEAD START

US DEPARTMENT OF HEALTH & HUMAN SERVICES

**3** Early Head Start sites

**40** children age 0-2

**5** Head Start sites

**81** children age 3-5

**121** children served

Head Start programs for 3- and 4-year-olds, along with Early Head Start for infants and toddlers, are federally-funded early education programs for families living below the poverty line and designed to meet the comprehensive needs of families.

For source information on the data cited in this profile, please email:

[advocacy@actforchildren.org](mailto:advocacy@actforchildren.org)



# Child Care and Early Education Profile: 2023

79th State House District Representative Jackie Haas

## A Snapshot of Children in State House District 79

**7,915** Children 0 to 5 } **73%** of children 0 to 5 live in households where all parents work  
**9,290** Children 6 to 12  
**17,205** Total children under 13

## What child care options are available to families?



**23** Child care centers can serve up to **1,966** children



**47** Licensed child care homes can serve up to **435** children



**110** License-exempt home caregivers can serve around **268** children

## How much are families paying for child care?

**MEDIAN FAMILY INCOME: \$75,028**

**INFANT:** Average annual price of licensed care



Home-based: **\$8,755**



Center-based: **\$12,280**

This is **12%-16%** of a family's income.

**PRESCHOOLER:** Average annual price of licensed care



Home-based: **\$7,676**



Center-based: **\$8,257**

This is **10%-11%** of a family's income.

The cost of center care rivals college tuition: **\$14,579**

## What programs support children & families in your district?

### CHILD CARE ASSISTANCE PROGRAM

ILLINOIS DEPARTMENT OF HUMAN SERVICES (IDHS)

**746** children age 0-2

**780** children age 3-5

**835** children age 6-12

**2,389** children served

**\$10,798,224**

in total CCAP payments to providers in the district

The Child Care Assistance Program (CCAP), funded through IDHS, helps families pay for child care while they work or go to school.

### EARLY CHILDHOOD BLOCK GRANT

ILLINOIS STATE BOARD OF EDUCATION (ISBE)

**4** Prevention Initiative programs

**230** children age 0-2

**13** Preschool for All programs

**647** children age 3-5

**877** children served

The Early Childhood Block Grant is funded by ISBE to help programs provide high-quality early education opportunities through Preschool for All (PFA) and Prevention Initiative (PI) services for infants, toddlers, and expectant families.

### HEAD START & EARLY HEAD START

US DEPARTMENT OF HEALTH & HUMAN SERVICES

**7** Early Head Start sites

**96** children age 0-2

**5** Head Start sites

**363** children age 3-5

**459** children served

Head Start programs for 3- and 4-year-olds, along with Early Head Start for infants and toddlers, are federally-funded early education programs for families living below the poverty line and designed to meet the comprehensive needs of families.

For source information on the data cited in this profile, please email:

[advocacy@actforchildren.org](mailto:advocacy@actforchildren.org)



# Child Care and Early Education Profile: 2023

80th State House District Representative Anthony DeLuca

## A Snapshot of Children in State House District 80

**9,033** Children 0 to 5 } **74%** of children 0 to 5 live in households where all parents work  
**10,448** Children 6 to 12  
**19,481** Total children under 13

## What child care options are available to families?



**30** Child care centers can serve up to **3,054** children



**42** Licensed child care homes can serve up to **417** children



**101** License-exempt home caregivers can serve around **250** children

## How much are families paying for child care?

**MEDIAN FAMILY INCOME: \$91,168**

**INFANT:** Average annual price of licensed care



Home-based: **\$10,126**



Center-based: **\$14,412**

This is **11%-16%** of a family's income.

**PRESCHOOLER:** Average annual price of licensed care



Home-based: **\$8,791**



Center-based: **\$10,457**

This is **10%-11%** of a family's income.

The cost of center care rivals college tuition: **\$14,579**

## What programs support children & families in your district?

### CHILD CARE ASSISTANCE PROGRAM

ILLINOIS DEPARTMENT OF HUMAN SERVICES (IDHS)

**741** children age 0-2

**753** children age 3-5

**855** children age 6-12

**2,386** children served

**\$12,028,238**

in total CCAP payments to providers in the district

The Child Care Assistance Program (CCAP), funded through IDHS, helps families pay for child care while they work or go to school.

### EARLY CHILDHOOD BLOCK GRANT

ILLINOIS STATE BOARD OF EDUCATION (ISBE)

**4** Prevention Initiative programs

**196** children age 0-2

**15** Preschool for All programs

**1,052** children age 3-5

**1,248** children served

The Early Childhood Block Grant is funded by ISBE to help programs provide high-quality early education opportunities through Preschool for All (PFA) and Prevention Initiative (PI) services for infants, toddlers, and expectant families.

### HEAD START & EARLY HEAD START

US DEPARTMENT OF HEALTH & HUMAN SERVICES

**3** Early Head Start sites

**120** children age 0-2

**2** Head Start sites

**177** children age 3-5

**297** children served

Head Start programs for 3- and 4-year-olds, along with Early Head Start for infants and toddlers, are federally-funded early education programs for families living below the poverty line and designed to meet the comprehensive needs of families.

For source information on the data cited in this profile, please email:

[advocacy@actforchildren.org](mailto:advocacy@actforchildren.org)



# Child Care and Early Education Profile: 2023

## 81st State House District Representative Anne Stava-Murray

### A Snapshot of Children in State House District 81

**7,765** Children 0 to 5 } **70%** of children 0 to 5 live in households where all parents work  
**9,243** Children 6 to 12  
**17,008** Total children under 13

### What child care options are available to families?



**26** Child care centers can serve up to **2,332** children



**16** Licensed child care homes can serve up to **173** children



**6** License-exempt home caregivers can serve around **12** children

### How much are families paying for child care?

**MEDIAN FAMILY INCOME: \$134,972**

**INFANT:** Average annual price of licensed care



Home-based: **\$11,854**



Center-based: **\$18,336**

This is **9%-14%** of a family's income.

**PRESCHOOLER:** Average annual price of licensed care



Home-based: **\$10,869**



Center-based: **\$14,611**

This is **8%-11%** of a family's income.

The cost of center care rivals college tuition: **\$14,579**

### What programs support children & families in your district?

#### CHILD CARE ASSISTANCE PROGRAM

ILLINOIS DEPARTMENT OF HUMAN SERVICES (IDHS)

**122** children age 0-2

**170** children age 3-5

**101** children age 6-12

**395** children served

**\$1,772,066**

in total CCAP payments to providers in the district

The Child Care Assistance Program (CCAP), funded through IDHS, helps families pay for child care while they work or go to school.

#### EARLY CHILDHOOD BLOCK GRANT

ILLINOIS STATE BOARD OF EDUCATION (ISBE)

**1** Prevention Initiative programs

**140** children age 0-2

**4** Preschool for All programs

**385** children age 3-5

**525** children served

The Early Childhood Block Grant is funded by ISBE to help programs provide high-quality early education opportunities through Preschool for All (PFA) and Prevention Initiative (PI) services for infants, toddlers, and expectant families.

#### HEAD START & EARLY HEAD START

US DEPARTMENT OF HEALTH & HUMAN SERVICES

**0** Early Head Start sites

**0** children age 0-2

**0** Head Start sites

**0** children age 3-5

**0** children served

Head Start programs for 3- and 4-year-olds, along with Early Head Start for infants and toddlers, are federally-funded early education programs for families living below the poverty line and designed to meet the comprehensive needs of families.

For source information on the data cited in this profile, please email:

[advocacy@actforchildren.org](mailto:advocacy@actforchildren.org)





# Child Care and Early Education Profile: 2023

82nd State House District Representative John Egofske

## A Snapshot of Children in State House District 82

**6,439** Children 0 to 5 } **71%** of children 0 to 5 live in households where all parents work  
**9,611** Children 6 to 12

**16,050** Total children under 13

## What child care options are available to families?



**26** Child care centers can serve up to **2,800** children



**6** Licensed child care homes can serve up to **66** children



**20** License-exempt home caregivers can serve around **46** children

## How much are families paying for child care?

**MEDIAN FAMILY INCOME: \$132,706**

**INFANT:** Average annual price of licensed care



Home-based: **\$11,250**



Center-based: **\$15,433**

This is **8%-12%** of a family's income.

**PRESCHOOLER:** Average annual price of licensed care



Home-based: **\$11,100**



Center-based: **\$12,022**

This is **8%-9%** of a family's income.

The cost of center care rivals college tuition: **\$14,579**

## What programs support children & families in your district?

### CHILD CARE ASSISTANCE PROGRAM

ILLINOIS DEPARTMENT OF HUMAN SERVICES (IDHS)

**116** children age 0-2

**139** children age 3-5

**117** children age 6-12

**378** children served

**\$1,681,276**

in total CCAP payments to providers in the district

The Child Care Assistance Program (CCAP), funded through IDHS, helps families pay for child care while they work or go to school.

### EARLY CHILDHOOD BLOCK GRANT

ILLINOIS STATE BOARD OF EDUCATION (ISBE)

**1** Prevention Initiative programs

**7** children age 0-2

**5** Preschool for All programs

**324** children age 3-5

**331** children served

The Early Childhood Block Grant is funded by ISBE to help programs provide high-quality early education opportunities through Preschool for All (PFA) and Prevention Initiative (PI) services for infants, toddlers, and expectant families.

### HEAD START & EARLY HEAD START

US DEPARTMENT OF HEALTH & HUMAN SERVICES

**0** Early Head Start sites

**0** children age 0-2

**0** Head Start sites

**0** children age 3-5

**0** children served

Head Start programs for 3- and 4-year-olds, along with Early Head Start for infants and toddlers, are federally-funded early education programs for families living below the poverty line and designed to meet the comprehensive needs of families.

For source information on the data cited in this profile, please email:

[advocacy@actforchildren.org](mailto:advocacy@actforchildren.org)



# Child Care and Early Education Profile: 2023

83rd State House District Representative Matt Hanson

## A Snapshot of Children in State House District 83

**7,143** Children 0 to 5 } **68%** of children 0 to 5 live in households where all parents work

**11,103** Children 6 to 12

**18,246** Total children under 13

## What child care options are available to families?



**24** Child care centers can serve up to **2,543** children



**22** Licensed child care homes can serve up to **225** children



**24** License-exempt home caregivers can serve around **53** children

## How much are families paying for child care?

MEDIAN FAMILY INCOME: **\$108,081**

**INFANT:** Average annual price of licensed care



Home-based: **\$10,623**



Center-based: **\$15,815**

This is **10%-15%** of a family's income.

**PRESCHOOLER:** Average annual price of licensed care



Home-based: **\$9,470**



Center-based: **\$12,460**

This is **9%-12%** of a family's income.

The cost of center care rivals college tuition: **\$14,579**

## What programs support children & families in your district?

### CHILD CARE ASSISTANCE PROGRAM

ILLINOIS DEPARTMENT OF HUMAN SERVICES (IDHS)

**302** children age 0-2

**297** children age 3-5

**272** children age 6-12

**874** children served

**\$4,404,366**

in total CCAP payments to providers in the district

The Child Care Assistance Program (CCAP), funded through IDHS, helps families pay for child care while they work or go to school.

### EARLY CHILDHOOD BLOCK GRANT

ILLINOIS STATE BOARD OF EDUCATION (ISBE)

**1** Prevention Initiative programs

**121** children age 0-2

**5** Preschool for All programs

**487** children age 3-5

**608** children served

The Early Childhood Block Grant is funded by ISBE to help programs provide high-quality early education opportunities through Preschool for All (PFA) and Prevention Initiative (PI) services for infants, toddlers, and expectant families.

### HEAD START & EARLY HEAD START

US DEPARTMENT OF HEALTH & HUMAN SERVICES

**1** Early Head Start sites

**48** children age 0-2

**1** Head Start sites

**13** children age 3-5

**61** children served

Head Start programs for 3- and 4-year-olds, along with Early Head Start for infants and toddlers, are federally-funded early education programs for families living below the poverty line and designed to meet the comprehensive needs of families.

For source information on the data cited in this profile, please email:

[advocacy@actforchildren.org](mailto:advocacy@actforchildren.org)



# Child Care and Early Education Profile: 2023

84th State House District Representative Justin Slaughter

## A Snapshot of Children in State House District 84

**9,507** Children 0 to 5 } **64%** of children 0 to 5 live in households where all parents work  
**12,060** Children 6 to 12  
**21,567** Total children under 13

## What child care options are available to families?



**27** Child care centers can serve up to **3,131** children



**37** Licensed child care homes can serve up to **368** children



**30** License-exempt home caregivers can serve around **74** children

## How much are families paying for child care?

**MEDIAN FAMILY INCOME: \$108,470**

**INFANT:** Average annual price of licensed care



Home-based: **\$11,248**



Center-based: **\$17,195**

This is **10%-16%** of a family's income.

**PRESCHOOLER:** Average annual price of licensed care



Home-based: **\$10,380**



Center-based: **\$13,659**

This is **10%-13%** of a family's income.

The cost of center care rivals college tuition: **\$14,579**

## What programs support children & families in your district?

### CHILD CARE ASSISTANCE PROGRAM

ILLINOIS DEPARTMENT OF HUMAN SERVICES (IDHS)

**325** children age 0-2

**364** children age 3-5

**324** children age 6-12

**1,024** children served

**\$4,929,590**

in total CCAP payments to providers in the district

The Child Care Assistance Program (CCAP), funded through IDHS, helps families pay for child care while they work or go to school.

### EARLY CHILDHOOD BLOCK GRANT

ILLINOIS STATE BOARD OF EDUCATION (ISBE)

**0** Prevention Initiative programs

**0** children age 0-2

**4** Preschool for All programs

**381** children age 3-5

**381** children served

The Early Childhood Block Grant is funded by ISBE to help programs provide high-quality early education opportunities through Preschool for All (PFA) and Prevention Initiative (PI) services for infants, toddlers, and expectant families.

### HEAD START & EARLY HEAD START

US DEPARTMENT OF HEALTH & HUMAN SERVICES

**1** Early Head Start sites

**32** children age 0-2

**1** Head Start sites

**37** children age 3-5

**69** children served

Head Start programs for 3- and 4-year-olds, along with Early Head Start for infants and toddlers, are federally-funded early education programs for families living below the poverty line and designed to meet the comprehensive needs of families.

For source information on the data cited in this profile, please email:

[advocacy@actforchildren.org](mailto:advocacy@actforchildren.org)



# Child Care and Early Education Profile: 2023

85th State House District Representative Dagmara Avelar

## A Snapshot of Children in State House District 85

**7,206** Children 0 to 5 } **75%** of children 0 to 5 live in households where all parents work  
**9,616** Children 6 to 12

**16,822** Total children under 13

## What child care options are available to families?



**11** Child care centers can serve up to **807** children



**49** Licensed child care homes can serve up to **463** children



**71** License-exempt home caregivers can serve around **171** children

## How much are families paying for child care?

**MEDIAN FAMILY INCOME: \$92,440**

**INFANT:** Average annual price of licensed care



Home-based: **\$9,844**



Center-based: **\$16,310**

This is **11%-18%** of a family's income.

**PRESCHOOLER:** Average annual price of licensed care



Home-based: **\$8,903**



Center-based: **\$11,468**

This is **10%-12%** of a family's income.

The cost of center care rivals college tuition: **\$14,579**

## What programs support children & families in your district?

### CHILD CARE ASSISTANCE PROGRAM

ILLINOIS DEPARTMENT OF HUMAN SERVICES (IDHS)

**367** children age 0-2

**419** children age 3-5

**451** children age 6-12

**1,247** children served

**\$5,343,305**

in total CCAP payments to providers in the district

The Child Care Assistance Program (CCAP), funded through IDHS, helps families pay for child care while they work or go to school.

### EARLY CHILDHOOD BLOCK GRANT

ILLINOIS STATE BOARD OF EDUCATION (ISBE)

**0** Prevention Initiative programs

**0** children age 0-2

**9** Preschool for All programs

**602** children age 3-5

**602** children served

The Early Childhood Block Grant is funded by ISBE to help programs provide high-quality early education opportunities through Preschool for All (PFA) and Prevention Initiative (PI) services for infants, toddlers, and expectant families.

### HEAD START & EARLY HEAD START

US DEPARTMENT OF HEALTH & HUMAN SERVICES

**1** Early Head Start sites

**24** children age 0-2

**1** Head Start sites

**124** children age 3-5

**148** children served

Head Start programs for 3- and 4-year-olds, along with Early Head Start for infants and toddlers, are federally-funded early education programs for families living below the poverty line and designed to meet the comprehensive needs of families.

For source information on the data cited in this profile, please email:

[advocacy@actforchildren.org](mailto:advocacy@actforchildren.org)



# Child Care and Early Education Profile: 2023

## 86th State House District Representative Lawrence Walsh, Jr.

### A Snapshot of Children in State House District 86

**7,432** Children 0 to 5 } **66%** of children 0 to 5 live in households where all parents work  
**10,985** Children 6 to 12  
**18,417** Total children under 13

### What child care options are available to families?



**20** Child care centers can serve up to **1,295** children



**35** Licensed child care homes can serve up to **366** children



**188** License-exempt home caregivers can serve around **465** children

### How much are families paying for child care?

**MEDIAN FAMILY INCOME: \$81,666**

**INFANT:** Average annual price of licensed care



Home-based: **\$9,479**



Center-based: **\$12,729**

This is **12%-16%** of a family's income.

**PRESCHOOLER:** Average annual price of licensed care



Home-based: **\$8,102**



Center-based: **\$9,773**

This is **10%-12%** of a family's income.

The cost of center care rivals college tuition: **\$14,579**

### What programs support children & families in your district?

#### CHILD CARE ASSISTANCE PROGRAM

ILLINOIS DEPARTMENT OF HUMAN SERVICES (IDHS)

**515** children age 0-2

**673** children age 3-5

**785** children age 6-12

**2,005** children served

**\$7,624,289**

in total CCAP payments to providers in the district

The Child Care Assistance Program (CCAP), funded through IDHS, helps families pay for child care while they work or go to school.

#### EARLY CHILDHOOD BLOCK GRANT

ILLINOIS STATE BOARD OF EDUCATION (ISBE)

**3** Prevention Initiative programs

**222** children age 0-2

**7** Preschool for All programs

**820** children age 3-5

**1,042** children served

The Early Childhood Block Grant is funded by ISBE to help programs provide high-quality early education opportunities through Preschool for All (PFA) and Prevention Initiative (PI) services for infants, toddlers, and expectant families.

#### HEAD START & EARLY HEAD START

US DEPARTMENT OF HEALTH & HUMAN SERVICES

**3** Early Head Start sites

**153** children age 0-2

**5** Head Start sites

**382** children age 3-5

**535** children served

Head Start programs for 3- and 4-year-olds, along with Early Head Start for infants and toddlers, are federally-funded early education programs for families living below the poverty line and designed to meet the comprehensive needs of families.

For source information on the data cited in this profile, please email:

[advocacy@actforchildren.org](mailto:advocacy@actforchildren.org)



# Child Care and Early Education Profile: 2023

87th State House District Representative Bill Hauter

## A Snapshot of Children in State House District 87

**7,577** Children 0 to 5 } **66%** of children 0 to 5 live in households where all parents work  
**9,491** Children 6 to 12  
**17,068** Total children under 13

## What child care options are available to families?



**12** Child care centers can serve up to **850** children



**36** Licensed child care homes can serve up to **361** children



**37** License-exempt home caregivers can serve around **71** children

## How much are families paying for child care?

**MEDIAN FAMILY INCOME: \$86,630**

**INFANT:** Average annual price of licensed care



Home-based: **\$8,284**



Center-based: **\$11,586**

This is **10%-13%** of a family's income.

**PRESCHOOLER:** Average annual price of licensed care



Home-based: **\$7,494**



Center-based: **\$8,875**

This is **9%-10%** of a family's income.

The cost of center care rivals college tuition: **\$14,579**

## What programs support children & families in your district?

### CHILD CARE ASSISTANCE PROGRAM

ILLINOIS DEPARTMENT OF HUMAN SERVICES (IDHS)

**186** children age 0-2

**186** children age 3-5

**183** children age 6-12

**561** children served

**\$1,964,215**

in total CCAP payments to providers in the district

The Child Care Assistance Program (CCAP), funded through IDHS, helps families pay for child care while they work or go to school.

### EARLY CHILDHOOD BLOCK GRANT

ILLINOIS STATE BOARD OF EDUCATION (ISBE)

**1** Prevention Initiative programs

**50** children age 0-2

**9** Preschool for All programs

**496** children age 3-5

**546** children served

The Early Childhood Block Grant is funded by ISBE to help programs provide high-quality early education opportunities through Preschool for All (PFA) and Prevention Initiative (PI) services for infants, toddlers, and expectant families.

### HEAD START & EARLY HEAD START

US DEPARTMENT OF HEALTH & HUMAN SERVICES

**2** Early Head Start sites

**49** children age 0-2

**4** Head Start sites

**116** children age 3-5

**165** children served

Head Start programs for 3- and 4-year-olds, along with Early Head Start for infants and toddlers, are federally-funded early education programs for families living below the poverty line and designed to meet the comprehensive needs of families.

For source information on the data cited in this profile, please email:

[advocacy@actforchildren.org](mailto:advocacy@actforchildren.org)





# Child Care and Early Education Profile: 2023

88th State House District Representative Dan Caulkins

## A Snapshot of Children in State House District 88

**7,897** Children 0 to 5 } **71%** of children 0 to 5 live in households where all parents work  
**10,233** Children 6 to 12  
**18,131** Total children under 13

## What child care options are available to families?



**15** Child care centers can serve up to **1,703** children



**63** Licensed child care homes can serve up to **608** children



**42** License-exempt home caregivers can serve around **96** children

## How much are families paying for child care?

**MEDIAN FAMILY INCOME: \$99,229**

**INFANT:** Average annual price of licensed care



Home-based: **\$8,111**



Center-based: **\$14,555**

This is **8%-15%** of a family's income.

**PRESCHOOLER:** Average annual price of licensed care



Home-based: **\$7,567**



Center-based: **\$13,289**

This is **8%-13%** of a family's income.

The cost of center care rivals college tuition: **\$14,579**

## What programs support children & families in your district?

### CHILD CARE ASSISTANCE PROGRAM

ILLINOIS DEPARTMENT OF HUMAN SERVICES (IDHS)

**239** children age 0-2

**275** children age 3-5

**243** children age 6-12

**761** children served

**\$2,605,153**

in total CCAP payments to providers in the district

The Child Care Assistance Program (CCAP), funded through IDHS, helps families pay for child care while they work or go to school.

### EARLY CHILDHOOD BLOCK GRANT

ILLINOIS STATE BOARD OF EDUCATION (ISBE)

**1** Prevention Initiative programs

**18** children age 0-2

**15** Preschool for All programs

**1,244** children age 3-5

**1,262** children served

The Early Childhood Block Grant is funded by ISBE to help programs provide high-quality early education opportunities through Preschool for All (PFA) and Prevention Initiative (PI) services for infants, toddlers, and expectant families.

### HEAD START & EARLY HEAD START

US DEPARTMENT OF HEALTH & HUMAN SERVICES

**0** Early Head Start sites

**0** children age 0-2

**1** Head Start sites

**19** children age 3-5

**19** children served

Head Start programs for 3- and 4-year-olds, along with Early Head Start for infants and toddlers, are federally-funded early education programs for families living below the poverty line and designed to meet the comprehensive needs of families.

For source information on the data cited in this profile, please email:

[advocacy@actforchildren.org](mailto:advocacy@actforchildren.org)



# Child Care and Early Education Profile: 2023

89th State House District Representative Tony McCombie

## A Snapshot of Children in State House District 89

**6,886** Children 0 to 5 } **75%** of children 0 to 5 live in households where all parents work  
**9,150** Children 6 to 12

**16,036** Total children under 13

## What child care options are available to families?



**14** Child care centers can serve up to **928** children



**83** Licensed child care homes can serve up to **793** children



**28** License-exempt home caregivers can serve around **73** children

## How much are families paying for child care?

**MEDIAN FAMILY INCOME: \$83,624**

**INFANT:** Average annual price of licensed care



Home-based: **\$7,736**



Center-based: **\$11,071**

This is **9%-13%** of a family's income.

**PRESCHOOLER:** Average annual price of licensed care



Home-based: **\$7,214**



Center-based: **\$8,379**

This is **9%-10%** of a family's income.

The cost of center care rivals college tuition: **\$14,579**

## What programs support children & families in your district?

### CHILD CARE ASSISTANCE PROGRAM

ILLINOIS DEPARTMENT OF HUMAN SERVICES (IDHS)

**208** children age 0-2

**215** children age 3-5

**247** children age 6-12

**674** children served

**\$2,803,002**

in total CCAP payments to providers in the district

The Child Care Assistance Program (CCAP), funded through IDHS, helps families pay for child care while they work or go to school.

### EARLY CHILDHOOD BLOCK GRANT

ILLINOIS STATE BOARD OF EDUCATION (ISBE)

**4** Prevention Initiative programs

**104** children age 0-2

**15** Preschool for All programs

**630** children age 3-5

**734** children served

The Early Childhood Block Grant is funded by ISBE to help programs provide high-quality early education opportunities through Preschool for All (PFA) and Prevention Initiative (PI) services for infants, toddlers, and expectant families.

### HEAD START & EARLY HEAD START

US DEPARTMENT OF HEALTH & HUMAN SERVICES

**1** Early Head Start sites

**6** children age 0-2

**2** Head Start sites

**36** children age 3-5

**42** children served

Head Start programs for 3- and 4-year-olds, along with Early Head Start for infants and toddlers, are federally-funded early education programs for families living below the poverty line and designed to meet the comprehensive needs of families.

For source information on the data cited in this profile, please email:

[advocacy@actforchildren.org](mailto:advocacy@actforchildren.org)



# Child Care and Early Education Profile: 2023

90th State House District Representative John Cabello

## A Snapshot of Children in State House District 90

**7,416** Children 0 to 5 } **72%** of children 0 to 5 live in households where all parents work  
**9,428** Children 6 to 12  
**16,845** Total children under 13

## What child care options are available to families?



**14** Child care centers can serve up to **1,415** children



**76** Licensed child care homes can serve up to **707** children



**102** License-exempt home caregivers can serve around **231** children

## How much are families paying for child care?

**MEDIAN FAMILY INCOME: \$82,844**

**INFANT:** Average annual price of licensed care



Home-based: **\$8,009**



Center-based: **\$12,722**

This is **10%-15%** of a family's income.

**PRESCHOOLER:** Average annual price of licensed care



Home-based: **\$7,468**



Center-based: **\$8,208**

This is **9%-10%** of a family's income.

The cost of center care rivals college tuition: **\$14,579**

## What programs support children & families in your district?

### CHILD CARE ASSISTANCE PROGRAM

ILLINOIS DEPARTMENT OF HUMAN SERVICES (IDHS)

**408** children age 0-2

**445** children age 3-5

**495** children age 6-12

**1,357** children served

**\$4,797,341**

in total CCAP payments to providers in the district

The Child Care Assistance Program (CCAP), funded through IDHS, helps families pay for child care while they work or go to school.

### EARLY CHILDHOOD BLOCK GRANT

ILLINOIS STATE BOARD OF EDUCATION (ISBE)

**3** Prevention Initiative programs

**200** children age 0-2

**10** Preschool for All programs

**531** children age 3-5

**731** children served

The Early Childhood Block Grant is funded by ISBE to help programs provide high-quality early education opportunities through Preschool for All (PFA) and Prevention Initiative (PI) services for infants, toddlers, and expectant families.

### HEAD START & EARLY HEAD START

US DEPARTMENT OF HEALTH & HUMAN SERVICES

**1** Early Head Start sites

**26** children age 0-2

**3** Head Start sites

**204** children age 3-5

**230** children served

Head Start programs for 3- and 4-year-olds, along with Early Head Start for infants and toddlers, are federally-funded early education programs for families living below the poverty line and designed to meet the comprehensive needs of families.

For source information on the data cited in this profile, please email:

[advocacy@actforchildren.org](mailto:advocacy@actforchildren.org)



# Child Care and Early Education Profile: 2023

91st State House District Representative Sharon Chung

## A Snapshot of Children in State House District 91

**6,711** Children 0 to 5 } **67%** of children 0 to 5 live in households where all parents work  
**7,799** Children 6 to 12

**14,510** Total children under 13

## What child care options are available to families?



**35** Child care centers can serve up to **3,301** children



**47** Licensed child care homes can serve up to **466** children



**59** License-exempt home caregivers can serve around **154** children

## How much are families paying for child care?

**MEDIAN FAMILY INCOME: \$83,968**

**INFANT:** Average annual price of licensed care



Home-based: **\$9,414**



Center-based: **\$14,579**

This is **11%-17%** of a family's income.

**PRESCHOOLER:** Average annual price of licensed care



Home-based: **\$8,603**



Center-based: **\$11,823**

This is **10%-14%** of a family's income.

The cost of center care rivals college tuition: **\$14,579**

## What programs support children & families in your district?

### CHILD CARE ASSISTANCE PROGRAM

ILLINOIS DEPARTMENT OF HUMAN SERVICES (IDHS)

**448** children age 0-2

**476** children age 3-5

**474** children age 6-12

**1,408** children served

**\$5,083,272**

in total CCAP payments to providers in the district

The Child Care Assistance Program (CCAP), funded through IDHS, helps families pay for child care while they work or go to school.

### EARLY CHILDHOOD BLOCK GRANT

ILLINOIS STATE BOARD OF EDUCATION (ISBE)

**2** Prevention Initiative programs

**223** children age 0-2

**8** Preschool for All programs

**635** children age 3-5

**858** children served

The Early Childhood Block Grant is funded by ISBE to help programs provide high-quality early education opportunities through Preschool for All (PFA) and Prevention Initiative (PI) services for infants, toddlers, and expectant families.

### HEAD START & EARLY HEAD START

US DEPARTMENT OF HEALTH & HUMAN SERVICES

**4** Early Head Start sites

**230** children age 0-2

**7** Head Start sites

**315** children age 3-5

**545** children served

Head Start programs for 3- and 4-year-olds, along with Early Head Start for infants and toddlers, are federally-funded early education programs for families living below the poverty line and designed to meet the comprehensive needs of families.

For source information on the data cited in this profile, please email:

[advocacy@actforchildren.org](mailto:advocacy@actforchildren.org)



# Child Care and Early Education Profile: 2023

## 92nd State House District Representative Jehan Gordon-Booth

### A Snapshot of Children in State House District 92

**9,218** Children 0 to 5 } **69%** of children 0 to 5 live in households where all parents work  
**10,203** Children 6 to 12  
**19,421** Total children under 13

### What child care options are available to families?



**19** Child care centers can serve up to **1,935** children



**28** Licensed child care homes can serve up to **241** children



**198** License-exempt home caregivers can serve around **502** children

### How much are families paying for child care?

**MEDIAN FAMILY INCOME: \$63,690**

**INFANT:** Average annual price of licensed care



Home-based: **\$9,274**



Center-based: **\$14,852**

This is **15%-23%** of a family's income.

**PRESCHOOLER:** Average annual price of licensed care



Home-based: **\$8,158**



Center-based: **\$10,199**

This is **13%-16%** of a family's income.

The cost of center care rivals college tuition: **\$14,579**

### What programs support children & families in your district?

#### CHILD CARE ASSISTANCE PROGRAM

ILLINOIS DEPARTMENT OF HUMAN SERVICES (IDHS)

**780** children age 0-2

**695** children age 3-5

**706** children age 6-12

**2,192** children served

**\$8,153,109**

in total CCAP payments to providers in the district

The Child Care Assistance Program (CCAP), funded through IDHS, helps families pay for child care while they work or go to school.

#### EARLY CHILDHOOD BLOCK GRANT

ILLINOIS STATE BOARD OF EDUCATION (ISBE)

**7** Prevention Initiative programs

**452** children age 0-2

**11** Preschool for All programs

**682** children age 3-5

**1,134** children served

The Early Childhood Block Grant is funded by ISBE to help programs provide high-quality early education opportunities through Preschool for All (PFA) and Prevention Initiative (PI) services for infants, toddlers, and expectant families.

#### HEAD START & EARLY HEAD START

US DEPARTMENT OF HEALTH & HUMAN SERVICES

**3** Early Head Start sites

**111** children age 0-2

**6** Head Start sites

**585** children age 3-5

**696** children served

Head Start programs for 3- and 4-year-olds, along with Early Head Start for infants and toddlers, are federally-funded early education programs for families living below the poverty line and designed to meet the comprehensive needs of families.

For source information on the data cited in this profile, please email:

[advocacy@actforchildren.org](mailto:advocacy@actforchildren.org)



# Child Care and Early Education Profile: 2023

93rd State House District Representative Travis Weaver

## A Snapshot of Children in State House District 93

**7,678** Children 0 to 5 } **73%** of children 0 to 5 live in households where all parents work

**9,263** Children 6 to 12

**16,941** Total children under 13

## What child care options are available to families?



**9** Child care centers can serve up to **802** children



**49** Licensed child care homes can serve up to **444** children



**34** License-exempt home caregivers can serve around **76** children

## How much are families paying for child care?

**MEDIAN FAMILY INCOME: \$77,663**

**INFANT:** Average annual price of licensed care



Home-based: **\$7,858**



Center-based: **\$13,163**

This is **10%-17%** of a family's income.

**PRESCHOOLER:** Average annual price of licensed care



Home-based: **\$7,736**



Center-based: **\$9,284**

This is **10%-12%** of a family's income.

The cost of center care rivals college tuition: **\$14,579**

## What programs support children & families in your district?

### CHILD CARE ASSISTANCE PROGRAM

ILLINOIS DEPARTMENT OF HUMAN SERVICES (IDHS)

**290** children age 0-2

**286** children age 3-5

**283** children age 6-12

**860** children served

**\$3,346,491**

in total CCAP payments to providers in the district

The Child Care Assistance Program (CCAP), funded through IDHS, helps families pay for child care while they work or go to school.

### EARLY CHILDHOOD BLOCK GRANT

ILLINOIS STATE BOARD OF EDUCATION (ISBE)

**2** Prevention Initiative programs

**110** children age 0-2

**16** Preschool for All programs

**829** children age 3-5

**939** children served

The Early Childhood Block Grant is funded by ISBE to help programs provide high-quality early education opportunities through Preschool for All (PFA) and Prevention Initiative (PI) services for infants, toddlers, and expectant families.

### HEAD START & EARLY HEAD START

US DEPARTMENT OF HEALTH & HUMAN SERVICES

**0** Early Head Start sites

**0** children age 0-2

**3** Head Start sites

**151** children age 3-5

**151** children served

Head Start programs for 3- and 4-year-olds, along with Early Head Start for infants and toddlers, are federally-funded early education programs for families living below the poverty line and designed to meet the comprehensive needs of families.

For source information on the data cited in this profile, please email:

[advocacy@actforchildren.org](mailto:advocacy@actforchildren.org)





# Child Care and Early Education Profile: 2023

94th State House District Representative Norine Hammond

## A Snapshot of Children in State House District 94

**6,958** Children 0 to 5 } **76%** of children 0 to 5 live in households where all parents work  
**8,832** Children 6 to 12

**15,790** Total children under 13

## What child care options are available to families?



**14** Child care centers can serve up to **720** children



**62** Licensed child care homes can serve up to **594** children



**26** License-exempt home caregivers can serve around **46** children

## How much are families paying for child care?

**MEDIAN FAMILY INCOME: \$74,994**

**INFANT:** Average annual price of licensed care



Home-based: **\$6,738**



Center-based: **\$10,020**

This is **9%-13%** of a family's income.

**PRESCHOOLER:** Average annual price of licensed care



Home-based: **\$6,402**



Center-based: **\$8,230**

This is **9%-11%** of a family's income.

The cost of center care rivals college tuition: **\$14,579**

## What programs support children & families in your district?

### CHILD CARE ASSISTANCE PROGRAM

ILLINOIS DEPARTMENT OF HUMAN SERVICES (IDHS)

**187** children age 0-2

**160** children age 3-5

**163** children age 6-12

**511** children served

**\$1,780,431**

in total CCAP payments to providers in the district

The Child Care Assistance Program (CCAP), funded through IDHS, helps families pay for child care while they work or go to school.

### EARLY CHILDHOOD BLOCK GRANT

ILLINOIS STATE BOARD OF EDUCATION (ISBE)

**5** Prevention Initiative programs

**124** children age 0-2

**34** Preschool for All programs

**1,382** children age 3-5

**1,506** children served

The Early Childhood Block Grant is funded by ISBE to help programs provide high-quality early education opportunities through Preschool for All (PFA) and Prevention Initiative (PI) services for infants, toddlers, and expectant families.

### HEAD START & EARLY HEAD START

US DEPARTMENT OF HEALTH & HUMAN SERVICES

**3** Early Head Start sites

**51** children age 0-2

**7** Head Start sites

**199** children age 3-5

**250** children served

Head Start programs for 3- and 4-year-olds, along with Early Head Start for infants and toddlers, are federally-funded early education programs for families living below the poverty line and designed to meet the comprehensive needs of families.

For source information on the data cited in this profile, please email:

[advocacy@actforchildren.org](mailto:advocacy@actforchildren.org)



# Child Care and Early Education Profile: 2023

95th State House District Representative Michael J. Coffey, Jr.

## A Snapshot of Children in State House District 95

**7,444** Children 0 to 5 } **74%** of children 0 to 5 live in households where all parents work  
**9,932** Children 6 to 12  
**17,376** Total children under 13

## What child care options are available to families?



**20** Child care centers can serve up to **2,508** children



**51** Licensed child care homes can serve up to **474** children



**151** License-exempt home caregivers can serve around **364** children

## How much are families paying for child care?

**MEDIAN FAMILY INCOME: \$95,600**

**INFANT:** Average annual price of licensed care



Home-based: **\$9,099**



Center-based: **\$12,879**

This is **10%-13%** of a family's income.

**PRESCHOOLER:** Average annual price of licensed care



Home-based: **\$8,190**



Center-based: **\$8,944**

This is **9%-9%** of a family's income.

The cost of center care rivals college tuition: **\$14,579**

## What programs support children & families in your district?

### CHILD CARE ASSISTANCE PROGRAM

ILLINOIS DEPARTMENT OF HUMAN SERVICES (IDHS)

**501** children age 0-2

**489** children age 3-5

**582** children age 6-12

**1,586** children served

**\$5,606,887**

in total CCAP payments to providers in the district

The Child Care Assistance Program (CCAP), funded through IDHS, helps families pay for child care while they work or go to school.

### EARLY CHILDHOOD BLOCK GRANT

ILLINOIS STATE BOARD OF EDUCATION (ISBE)

**1** Prevention Initiative programs

**103** children age 0-2

**3** Preschool for All programs

**100** children age 3-5

**203** children served

The Early Childhood Block Grant is funded by ISBE to help programs provide high-quality early education opportunities through Preschool for All (PFA) and Prevention Initiative (PI) services for infants, toddlers, and expectant families.

### HEAD START & EARLY HEAD START

US DEPARTMENT OF HEALTH & HUMAN SERVICES

**0** Early Head Start sites

**0** children age 0-2

**1** Head Start sites

**304** children age 3-5

**304** children served

Head Start programs for 3- and 4-year-olds, along with Early Head Start for infants and toddlers, are federally-funded early education programs for families living below the poverty line and designed to meet the comprehensive needs of families.

For source information on the data cited in this profile, please email:

[advocacy@actforchildren.org](mailto:advocacy@actforchildren.org)



# Child Care and Early Education Profile: 2023

96th State House District Representative Sue Scherer

## A Snapshot of Children in State House District 96

**8,086** Children 0 to 5 } **80%** of children 0 to 5 live in households where all parents work  
**8,896** Children 6 to 12

**16,982** Total children under 13

## What child care options are available to families?



**19** Child care centers can serve up to **2,142** children



**73** Licensed child care homes can serve up to **680** children



**430** License-exempt home caregivers can serve around **1071** children

## How much are families paying for child care?

**MEDIAN FAMILY INCOME: \$59,041**

**INFANT:** Average annual price of licensed care



Home-based: **\$8,892**



Center-based: **\$11,800**

This is **15%-20%** of a family's income.

**PRESCHOOLER:** Average annual price of licensed care



Home-based: **\$7,791**



Center-based: **\$8,936**

This is **13%-15%** of a family's income.

The cost of center care rivals college tuition: **\$14,579**

## What programs support children & families in your district?

### CHILD CARE ASSISTANCE PROGRAM

ILLINOIS DEPARTMENT OF HUMAN SERVICES (IDHS)

**1,117** children age 0-2

**1,012** children age 3-5

**1,371** children age 6-12

**3,541** children served

**\$11,694,838**

in total CCAP payments to providers in the district

The Child Care Assistance Program (CCAP), funded through IDHS, helps families pay for child care while they work or go to school.

### EARLY CHILDHOOD BLOCK GRANT

ILLINOIS STATE BOARD OF EDUCATION (ISBE)

**3** Prevention Initiative programs

**206** children age 0-2

**5** Preschool for All programs

**560** children age 3-5

**766** children served

The Early Childhood Block Grant is funded by ISBE to help programs provide high-quality early education opportunities through Preschool for All (PFA) and Prevention Initiative (PI) services for infants, toddlers, and expectant families.

### HEAD START & EARLY HEAD START

US DEPARTMENT OF HEALTH & HUMAN SERVICES

**2** Early Head Start sites

**238** children age 0-2

**2** Head Start sites

**243** children age 3-5

**481** children served

Head Start programs for 3- and 4-year-olds, along with Early Head Start for infants and toddlers, are federally-funded early education programs for families living below the poverty line and designed to meet the comprehensive needs of families.

For source information on the data cited in this profile, please email:

[advocacy@actforchildren.org](mailto:advocacy@actforchildren.org)



# Child Care and Early Education Profile: 2023

97th State House District Representative Harry Benton

## A Snapshot of Children in State House District 97

**9,004** Children 0 to 5 } **67%** of children 0 to 5 live in households where all parents work  
**13,090** Children 6 to 12  
**22,094** Total children under 13

## What child care options are available to families?



**16** Child care centers can serve up to **2,006** children



**35** Licensed child care homes can serve up to **339** children



**21** License-exempt home caregivers can serve around **48** children

## How much are families paying for child care?

**MEDIAN FAMILY INCOME: \$129,249**

**INFANT:** Average annual price of licensed care



Home-based: **\$9,560**



Center-based: **\$16,802**

This is **7%-13%** of a family's income.

**PRESCHOOLER:** Average annual price of licensed care



Home-based: **\$8,837**



Center-based: **\$12,466**

This is **7%-10%** of a family's income.

The cost of center care rivals college tuition: **\$14,579**

## What programs support children & families in your district?

### CHILD CARE ASSISTANCE PROGRAM

ILLINOIS DEPARTMENT OF HUMAN SERVICES (IDHS)

**215** children age 0-2

**205** children age 3-5

**198** children age 6-12

**624** children served

**\$2,853,403**

in total CCAP payments to providers in the district

The Child Care Assistance Program (CCAP), funded through IDHS, helps families pay for child care while they work or go to school.

### EARLY CHILDHOOD BLOCK GRANT

ILLINOIS STATE BOARD OF EDUCATION (ISBE)

**0** Prevention Initiative programs

**0** children age 0-2

**5** Preschool for All programs

**216** children age 3-5

**216** children served

The Early Childhood Block Grant is funded by ISBE to help programs provide high-quality early education opportunities through Preschool for All (PFA) and Prevention Initiative (PI) services for infants, toddlers, and expectant families.

### HEAD START & EARLY HEAD START

US DEPARTMENT OF HEALTH & HUMAN SERVICES

**0** Early Head Start sites

**0** children age 0-2

**0** Head Start sites

**0** children age 3-5

**0** children served

Head Start programs for 3- and 4-year-olds, along with Early Head Start for infants and toddlers, are federally-funded early education programs for families living below the poverty line and designed to meet the comprehensive needs of families.

For source information on the data cited in this profile, please email:

[advocacy@actforchildren.org](mailto:advocacy@actforchildren.org)



# Child Care and Early Education Profile: 2023

98th State House District Representative Natalie Manley

## A Snapshot of Children in State House District 98

**7,270** Children 0 to 5 } **67%** of children 0 to 5 live in households where all parents work  
**9,958** Children 6 to 12  
**17,228** Total children under 13

## What child care options are available to families?



**15** Child care centers can serve up to **1,351** children



**59** Licensed child care homes can serve up to **626** children



**87** License-exempt home caregivers can serve around **202** children

## How much are families paying for child care?

**MEDIAN FAMILY INCOME: \$99,774**

**INFANT:** Average annual price of licensed care



Home-based: **\$9,647**



Center-based: **\$15,094**

This is **10%-15%** of a family's income.

**PRESCHOOLER:** Average annual price of licensed care



Home-based: **\$8,549**



Center-based: **\$11,430**

This is **9%-11%** of a family's income.

The cost of center care rivals college tuition: **\$14,579**

## What programs support children & families in your district?

### CHILD CARE ASSISTANCE PROGRAM

ILLINOIS DEPARTMENT OF HUMAN SERVICES (IDHS)

**383** children age 0-2

**444** children age 3-5

**459** children age 6-12

**1,303** children served

**\$5,509,909**

in total CCAP payments to providers in the district

The Child Care Assistance Program (CCAP), funded through IDHS, helps families pay for child care while they work or go to school.

### EARLY CHILDHOOD BLOCK GRANT

ILLINOIS STATE BOARD OF EDUCATION (ISBE)

**0** Prevention Initiative programs

**0** children age 0-2

**2** Preschool for All programs

**160** children age 3-5

**160** children served

The Early Childhood Block Grant is funded by ISBE to help programs provide high-quality early education opportunities through Preschool for All (PFA) and Prevention Initiative (PI) services for infants, toddlers, and expectant families.

### HEAD START & EARLY HEAD START

US DEPARTMENT OF HEALTH & HUMAN SERVICES

**0** Early Head Start sites

**0** children age 0-2

**0** Head Start sites

**0** children age 3-5

**0** children served

Head Start programs for 3- and 4-year-olds, along with Early Head Start for infants and toddlers, are federally-funded early education programs for families living below the poverty line and designed to meet the comprehensive needs of families.

For source information on the data cited in this profile, please email:

[advocacy@actforchildren.org](mailto:advocacy@actforchildren.org)



# Child Care and Early Education Profile: 2023

99th State House District Representative Randy E. Frese

## A Snapshot of Children in State House District 99

**7,352** Children 0 to 5 } **77%** of children 0 to 5 live in households where all parents work  
**9,242** Children 6 to 12  
**16,594** Total children under 13

## What child care options are available to families?



**16** Child care centers can serve up to **1,684** children



**129** Licensed child care homes can serve up to **1,179** children



**87** License-exempt home caregivers can serve around **200** children

## How much are families paying for child care?

**MEDIAN FAMILY INCOME: \$74,971**

**INFANT:** Average annual price of licensed care



Home-based: **\$7,374**



Center-based: **\$10,200**

This is **10%-14%** of a family's income.

**PRESCHOOLER:** Average annual price of licensed care



Home-based: **\$6,721**



Center-based: **\$8,171**

This is **9%-11%** of a family's income.

The cost of center care rivals college tuition: **\$14,579**

## What programs support children & families in your district?

### CHILD CARE ASSISTANCE PROGRAM

ILLINOIS DEPARTMENT OF HUMAN SERVICES (IDHS)

**391** children age 0-2

**367** children age 3-5

**394** children age 6-12

**1,159** children served

**\$3,886,563**

in total CCAP payments to providers in the district

The Child Care Assistance Program (CCAP), funded through IDHS, helps families pay for child care while they work or go to school.

### EARLY CHILDHOOD BLOCK GRANT

ILLINOIS STATE BOARD OF EDUCATION (ISBE)

**5** Prevention Initiative programs

**256** children age 0-2

**9** Preschool for All programs

**864** children age 3-5

**1,120** children served

The Early Childhood Block Grant is funded by ISBE to help programs provide high-quality early education opportunities through Preschool for All (PFA) and Prevention Initiative (PI) services for infants, toddlers, and expectant families.

### HEAD START & EARLY HEAD START

US DEPARTMENT OF HEALTH & HUMAN SERVICES

**6** Early Head Start sites

**75** children age 0-2

**4** Head Start sites

**463** children age 3-5

**538** children served

Head Start programs for 3- and 4-year-olds, along with Early Head Start for infants and toddlers, are federally-funded early education programs for families living below the poverty line and designed to meet the comprehensive needs of families.

For source information on the data cited in this profile, please email:

[advocacy@actforchildren.org](mailto:advocacy@actforchildren.org)





# Child Care and Early Education Profile: 2023

100th State House District Representative Christopher "CD" Davidsmeyer

## A Snapshot of Children in State House District 100

**6,857** Children 0 to 5 } **75%** of children 0 to 5 live in households where all parents work  
**9,281** Children 6 to 12  
**16,138** Total children under 13

## What child care options are available to families?



**11** Child care centers can serve up to **754** children



**61** Licensed child care homes can serve up to **557** children



**40** License-exempt home caregivers can serve around **82** children

## How much are families paying for child care?

**MEDIAN FAMILY INCOME: \$83,551**

**INFANT:** Average annual price of licensed care



Home-based: **\$6,794**



Center-based: **\$11,249**

This is **8%-13%** of a family's income.

**PRESCHOOLER:** Average annual price of licensed care



Home-based: **\$6,254**



Center-based: **\$7,602**

This is **7%-9%** of a family's income.

The cost of center care rivals college tuition: **\$14,579**

## What programs support children & families in your district?

### CHILD CARE ASSISTANCE PROGRAM

ILLINOIS DEPARTMENT OF HUMAN SERVICES (IDHS)

**138** children age 0-2

**154** children age 3-5

**158** children age 6-12

**457** children served

**\$1,426,263**

in total CCAP payments to providers in the district

The Child Care Assistance Program (CCAP), funded through IDHS, helps families pay for child care while they work or go to school.

### EARLY CHILDHOOD BLOCK GRANT

ILLINOIS STATE BOARD OF EDUCATION (ISBE)

**11** Prevention Initiative programs

**341** children age 0-2

**25** Preschool for All programs

**1,228** children age 3-5

**1,569** children served

The Early Childhood Block Grant is funded by ISBE to help programs provide high-quality early education opportunities through Preschool for All (PFA) and Prevention Initiative (PI) services for infants, toddlers, and expectant families.

### HEAD START & EARLY HEAD START

US DEPARTMENT OF HEALTH & HUMAN SERVICES

**3** Early Head Start sites

**71** children age 0-2

**6** Head Start sites

**165** children age 3-5

**236** children served

Head Start programs for 3- and 4-year-olds, along with Early Head Start for infants and toddlers, are federally-funded early education programs for families living below the poverty line and designed to meet the comprehensive needs of families.

For source information on the data cited in this profile, please email:

[advocacy@actforchildren.org](mailto:advocacy@actforchildren.org)



# Child Care and Early Education Profile: 2023

101st State House District Representative Chris Miller

## A Snapshot of Children in State House District 101

**7,462** Children 0 to 5 } **74%** of children 0 to 5 live in households where all parents work  
**10,042** Children 6 to 12  
**17,504** Total children under 13

## What child care options are available to families?



**24** Child care centers can serve up to **1,743** children



**79** Licensed child care homes can serve up to **736** children



**49** License-exempt home caregivers can serve around **102** children

## How much are families paying for child care?

**MEDIAN FAMILY INCOME: \$80,299**

**INFANT:** Average annual price of licensed care



Home-based: **\$7,760**



Center-based: **\$9,914**

This is **10%-12%** of a family's income.

**PRESCHOOLER:** Average annual price of licensed care



Home-based: **\$7,119**



Center-based: **\$7,796**

This is **9%-10%** of a family's income.

The cost of center care rivals college tuition: **\$14,579**

## What programs support children & families in your district?

### CHILD CARE ASSISTANCE PROGRAM

ILLINOIS DEPARTMENT OF HUMAN SERVICES (IDHS)

**349** children age 0-2

**430** children age 3-5

**402** children age 6-12

**1,190** children served

**\$4,202,767**

in total CCAP payments to providers in the district

The Child Care Assistance Program (CCAP), funded through IDHS, helps families pay for child care while they work or go to school.

### EARLY CHILDHOOD BLOCK GRANT

ILLINOIS STATE BOARD OF EDUCATION (ISBE)

**1** Prevention Initiative programs

**69** children age 0-2

**9** Preschool for All programs

**576** children age 3-5

**645** children served

The Early Childhood Block Grant is funded by ISBE to help programs provide high-quality early education opportunities through Preschool for All (PFA) and Prevention Initiative (PI) services for infants, toddlers, and expectant families.

### HEAD START & EARLY HEAD START

US DEPARTMENT OF HEALTH & HUMAN SERVICES

**0** Early Head Start sites

**0** children age 0-2

**5** Head Start sites

**130** children age 3-5

**130** children served

Head Start programs for 3- and 4-year-olds, along with Early Head Start for infants and toddlers, are federally-funded early education programs for families living below the poverty line and designed to meet the comprehensive needs of families.

For source information on the data cited in this profile, please email:

[advocacy@actforchildren.org](mailto:advocacy@actforchildren.org)



# Child Care and Early Education Profile: 2023

## 102nd State House District Representative Adam M. Niemerg

### A Snapshot of Children in State House District 102

**7,171** Children 0 to 5 } **69%** of children 0 to 5 live in households where all parents work  
**9,248** Children 6 to 12  
**16,418** Total children under 13

### What child care options are available to families?



**9** Child care centers can serve up to **763** children



**81** Licensed child care homes can serve up to **835** children



**23** License-exempt home caregivers can serve around **50** children

### How much are families paying for child care?

**MEDIAN FAMILY INCOME: \$75,091**

**INFANT:** Average annual price of licensed care



Home-based: **\$7,083**



Center-based: **\$10,107**

This is **9%-13%** of a family's income.

**PRESCHOOLER:** Average annual price of licensed care



Home-based: **\$6,493**



Center-based: **\$7,558**

This is **9%-10%** of a family's income.

The cost of center care rivals college tuition: **\$14,579**

### What programs support children & families in your district?

#### CHILD CARE ASSISTANCE PROGRAM

ILLINOIS DEPARTMENT OF HUMAN SERVICES (IDHS)

**193** children age 0-2

**200** children age 3-5

**191** children age 6-12

**591** children served

**\$2,170,967**

in total CCAP payments to providers in the district

The Child Care Assistance Program (CCAP), funded through IDHS, helps families pay for child care while they work or go to school.

#### EARLY CHILDHOOD BLOCK GRANT

ILLINOIS STATE BOARD OF EDUCATION (ISBE)

**3** Prevention Initiative programs

**204** children age 0-2

**24** Preschool for All programs

**1,372** children age 3-5

**1,576** children served

The Early Childhood Block Grant is funded by ISBE to help programs provide high-quality early education opportunities through Preschool for All (PFA) and Prevention Initiative (PI) services for infants, toddlers, and expectant families.

#### HEAD START & EARLY HEAD START

US DEPARTMENT OF HEALTH & HUMAN SERVICES

**0** Early Head Start sites

**0** children age 0-2

**11** Head Start sites

**196** children age 3-5

**196** children served

Head Start programs for 3- and 4-year-olds, along with Early Head Start for infants and toddlers, are federally-funded early education programs for families living below the poverty line and designed to meet the comprehensive needs of families.

For source information on the data cited in this profile, please email:

[advocacy@actforchildren.org](mailto:advocacy@actforchildren.org)



# Child Care and Early Education Profile: 2023

103rd State House District Representative Carol Ammons

## A Snapshot of Children in State House District 103

**6,017** Children 0 to 5 } **76%** of children 0 to 5 live in households where all parents work  
**5,899** Children 6 to 12  
**11,916** Total children under 13

## What child care options are available to families?



**28** Child care centers can serve up to **4,048** children



**131** Licensed child care homes can serve up to **1,182** children



**200** License-exempt home caregivers can serve around **476** children

## How much are families paying for child care?

**MEDIAN FAMILY INCOME: \$67,123**

**INFANT:** Average annual price of licensed care



Home-based: **\$8,468**



Center-based: **\$15,970**

This is **13%-24%** of a family's income.

**PRESCHOOLER:** Average annual price of licensed care



Home-based: **\$7,458**



Center-based: **\$11,969**

This is **11%-18%** of a family's income.

The cost of center care rivals college tuition: **\$14,579**

## What programs support children & families in your district?

### CHILD CARE ASSISTANCE PROGRAM

ILLINOIS DEPARTMENT OF HUMAN SERVICES (IDHS)

**957** children age 0-2

**908** children age 3-5

**1,065** children age 6-12

**2,958** children served

**\$11,690,568**

in total CCAP payments to providers in the district

The Child Care Assistance Program (CCAP), funded through IDHS, helps families pay for child care while they work or go to school.

### EARLY CHILDHOOD BLOCK GRANT

ILLINOIS STATE BOARD OF EDUCATION (ISBE)

**4** Prevention Initiative programs

**320** children age 0-2

**4** Preschool for All programs

**791** children age 3-5

**1,111** children served

The Early Childhood Block Grant is funded by ISBE to help programs provide high-quality early education opportunities through Preschool for All (PFA) and Prevention Initiative (PI) services for infants, toddlers, and expectant families.

### HEAD START & EARLY HEAD START

US DEPARTMENT OF HEALTH & HUMAN SERVICES

**3** Early Head Start sites

**151** children age 0-2

**3** Head Start sites

**114** children age 3-5

**265** children served

Head Start programs for 3- and 4-year-olds, along with Early Head Start for infants and toddlers, are federally-funded early education programs for families living below the poverty line and designed to meet the comprehensive needs of families.

For source information on the data cited in this profile, please email:

[advocacy@actforchildren.org](mailto:advocacy@actforchildren.org)



# Child Care and Early Education Profile: 2023

104th State House District Representative Mike Marron

## A Snapshot of Children in State House District 104

**8,231** Children 0 to 5 } **69%** of children 0 to 5 live in households where all parents work  
**9,579** Children 6 to 12  
**17,810** Total children under 13

## What child care options are available to families?



**23** Child care centers can serve up to **3,011** children



**94** Licensed child care homes can serve up to **898** children



**209** License-exempt home caregivers can serve around **503** children

## How much are families paying for child care?

**MEDIAN FAMILY INCOME: \$78,853**

**INFANT:** Average annual price of licensed care



Home-based: **\$8,333**



Center-based: **\$14,830**

This is **11%-19%** of a family's income.

**PRESCHOOLER:** Average annual price of licensed care



Home-based: **\$7,355**



Center-based: **\$10,220**

This is **9%-13%** of a family's income.

The cost of center care rivals college tuition: **\$14,579**

## What programs support children & families in your district?

### CHILD CARE ASSISTANCE PROGRAM

ILLINOIS DEPARTMENT OF HUMAN SERVICES (IDHS)

**767** children age 0-2

**778** children age 3-5

**969** children age 6-12

**2,540** children served

**\$9,457,884**

in total CCAP payments to providers in the district

The Child Care Assistance Program (CCAP), funded through IDHS, helps families pay for child care while they work or go to school.

### EARLY CHILDHOOD BLOCK GRANT

ILLINOIS STATE BOARD OF EDUCATION (ISBE)

**1** Prevention Initiative programs

**75** children age 0-2

**11** Preschool for All programs

**1,041** children age 3-5

**1,116** children served

The Early Childhood Block Grant is funded by ISBE to help programs provide high-quality early education opportunities through Preschool for All (PFA) and Prevention Initiative (PI) services for infants, toddlers, and expectant families.

### HEAD START & EARLY HEAD START

US DEPARTMENT OF HEALTH & HUMAN SERVICES

**4** Early Head Start sites

**102** children age 0-2

**6** Head Start sites

**531** children age 3-5

**633** children served

Head Start programs for 3- and 4-year-olds, along with Early Head Start for infants and toddlers, are federally-funded early education programs for families living below the poverty line and designed to meet the comprehensive needs of families.

For source information on the data cited in this profile, please email:

[advocacy@actforchildren.org](mailto:advocacy@actforchildren.org)



# Child Care and Early Education Profile: 2023

105th State House District Representative Dennis Tipword

## A Snapshot of Children in State House District 105

**7,580** Children 0 to 5 } **78%** of children 0 to 5 live in households where all parents work  
**10,481** Children 6 to 12  
**18,060** Total children under 13

## What child care options are available to families?



**13** Child care centers can serve up to **994** children



**36** Licensed child care homes can serve up to **364** children



**26** License-exempt home caregivers can serve around **63** children

## How much are families paying for child care?

**MEDIAN FAMILY INCOME: \$93,419**

**INFANT:** Average annual price of licensed care



Home-based: **\$8,019**



Center-based: **\$13,780**

This is **9%-15%** of a family's income.

**PRESCHOOLER:** Average annual price of licensed care



Home-based: **\$8,390**



Center-based: **\$11,140**

This is **9%-12%** of a family's income.

The cost of center care rivals college tuition: **\$14,579**

## What programs support children & families in your district?

### CHILD CARE ASSISTANCE PROGRAM

ILLINOIS DEPARTMENT OF HUMAN SERVICES (IDHS)

**139** children age 0-2

**132** children age 3-5

**129** children age 6-12

**402** children served

**\$1,472,238**

in total CCAP payments to providers in the district

The Child Care Assistance Program (CCAP), funded through IDHS, helps families pay for child care while they work or go to school.

### EARLY CHILDHOOD BLOCK GRANT

ILLINOIS STATE BOARD OF EDUCATION (ISBE)

**0** Prevention Initiative programs

**0** children age 0-2

**12** Preschool for All programs

**660** children age 3-5

**660** children served

The Early Childhood Block Grant is funded by ISBE to help programs provide high-quality early education opportunities through Preschool for All (PFA) and Prevention Initiative (PI) services for infants, toddlers, and expectant families.

### HEAD START & EARLY HEAD START

US DEPARTMENT OF HEALTH & HUMAN SERVICES

**2** Early Head Start sites

**17** children age 0-2

**3** Head Start sites

**49** children age 3-5

**66** children served

Head Start programs for 3- and 4-year-olds, along with Early Head Start for infants and toddlers, are federally-funded early education programs for families living below the poverty line and designed to meet the comprehensive needs of families.

For source information on the data cited in this profile, please email:

[advocacy@actforchildren.org](mailto:advocacy@actforchildren.org)





# Child Care and Early Education Profile: 2023

106th State House District Representative Jason Bunting

## A Snapshot of Children in State House District 106

**7,457** Children 0 to 5 } **71%** of children 0 to 5 live in households where all parents work  
**9,356** Children 6 to 12

**16,814** Total children under 13

## What child care options are available to families?



**18** Child care centers can serve up to **894** children



**50** Licensed child care homes can serve up to **506** children



**26** License-exempt home caregivers can serve around **53** children

## How much are families paying for child care?

**MEDIAN FAMILY INCOME: \$79,711**

**INFANT:** Average annual price of licensed care



Home-based: **\$7,152**



Center-based: **\$11,028**

This is **9%-14%** of a family's income.

**PRESCHOOLER:** Average annual price of licensed care



Home-based: **\$6,666**



Center-based: **\$9,901**

This is **8%-12%** of a family's income.

The cost of center care rivals college tuition: **\$14,579**

## What programs support children & families in your district?

### CHILD CARE ASSISTANCE PROGRAM

ILLINOIS DEPARTMENT OF HUMAN SERVICES (IDHS)

**211** children age 0-2

**225** children age 3-5

**189** children age 6-12

**630** children served

**\$2,569,104**

in total CCAP payments to providers in the district

The Child Care Assistance Program (CCAP), funded through IDHS, helps families pay for child care while they work or go to school.

### EARLY CHILDHOOD BLOCK GRANT

ILLINOIS STATE BOARD OF EDUCATION (ISBE)

**0** Prevention Initiative programs

**0** children age 0-2

**12** Preschool for All programs

**724** children age 3-5

**724** children served

The Early Childhood Block Grant is funded by ISBE to help programs provide high-quality early education opportunities through Preschool for All (PFA) and Prevention Initiative (PI) services for infants, toddlers, and expectant families.

### HEAD START & EARLY HEAD START

US DEPARTMENT OF HEALTH & HUMAN SERVICES

**3** Early Head Start sites

**41** children age 0-2

**6** Head Start sites

**159** children age 3-5

**200** children served

Head Start programs for 3- and 4-year-olds, along with Early Head Start for infants and toddlers, are federally-funded early education programs for families living below the poverty line and designed to meet the comprehensive needs of families.

For source information on the data cited in this profile, please email:

[advocacy@actforchildren.org](mailto:advocacy@actforchildren.org)



# Child Care and Early Education Profile: 2023

107th State House District Representative Brad Halbrook

## A Snapshot of Children in State House District 107

**7,840** Children 0 to 5 } **69%** of children 0 to 5 live in households where all parents work  
**10,194** Children 6 to 12  
**18,034** Total children under 13

## What child care options are available to families?



**21** Child care centers can serve up to **1,532** children



**71** Licensed child care homes can serve up to **713** children



**40** License-exempt home caregivers can serve around **80** children

## How much are families paying for child care?

**MEDIAN FAMILY INCOME: \$78,545**

**INFANT:** Average annual price of licensed care



Home-based: **\$7,204**



Center-based: **\$9,660**

This is **9%-12%** of a family's income.

**PRESCHOOLER:** Average annual price of licensed care



Home-based: **\$6,747**



Center-based: **\$6,899**

This is **9%-9%** of a family's income.

The cost of center care rivals college tuition: **\$14,579**

## What programs support children & families in your district?

### CHILD CARE ASSISTANCE PROGRAM

ILLINOIS DEPARTMENT OF HUMAN SERVICES (IDHS)

**211** children age 0-2

**220** children age 3-5

**177** children age 6-12

**610** children served

**\$2,113,964**

in total CCAP payments to providers in the district

The Child Care Assistance Program (CCAP), funded through IDHS, helps families pay for child care while they work or go to school.

### EARLY CHILDHOOD BLOCK GRANT

ILLINOIS STATE BOARD OF EDUCATION (ISBE)

**7** Prevention Initiative programs

**295** children age 0-2

**15** Preschool for All programs

**873** children age 3-5

**1,168** children served

The Early Childhood Block Grant is funded by ISBE to help programs provide high-quality early education opportunities through Preschool for All (PFA) and Prevention Initiative (PI) services for infants, toddlers, and expectant families.

### HEAD START & EARLY HEAD START

US DEPARTMENT OF HEALTH & HUMAN SERVICES

**3** Early Head Start sites

**72** children age 0-2

**7** Head Start sites

**191** children age 3-5

**263** children served

Head Start programs for 3- and 4-year-olds, along with Early Head Start for infants and toddlers, are federally-funded early education programs for families living below the poverty line and designed to meet the comprehensive needs of families.

For source information on the data cited in this profile, please email:

[advocacy@actforchildren.org](mailto:advocacy@actforchildren.org)



# Child Care and Early Education Profile: 2023

108th State House District Representative Wayne Rosenthal

## A Snapshot of Children in State House District 108

**6,943** Children 0 to 5 } **79%** of children 0 to 5 live in households where all parents work  
**9,259** Children 6 to 12

**16,202** Total children under 13

## What child care options are available to families?



**15** Child care centers can serve up to **1,245** children



**74** Licensed child care homes can serve up to **698** children



**48** License-exempt home caregivers can serve around **93** children

## How much are families paying for child care?

**MEDIAN FAMILY INCOME: \$86,585**

**INFANT:** Average annual price of licensed care



Home-based: **\$7,841**



Center-based: **\$11,196**

This is **9%-13%** of a family's income.

**PRESCHOOLER:** Average annual price of licensed care



Home-based: **\$6,860**



Center-based: **\$8,176**

This is **8%-9%** of a family's income.

The cost of center care rivals college tuition: **\$14,579**

## What programs support children & families in your district?

### CHILD CARE ASSISTANCE PROGRAM

ILLINOIS DEPARTMENT OF HUMAN SERVICES (IDHS)

**310** children age 0-2

**271** children age 3-5

**239** children age 6-12

**826** children served

**\$2,954,731**

in total CCAP payments to providers in the district

The Child Care Assistance Program (CCAP), funded through IDHS, helps families pay for child care while they work or go to school.

### EARLY CHILDHOOD BLOCK GRANT

ILLINOIS STATE BOARD OF EDUCATION (ISBE)

**6** Prevention Initiative programs

**289** children age 0-2

**21** Preschool for All programs

**1,577** children age 3-5

**1,866** children served

The Early Childhood Block Grant is funded by ISBE to help programs provide high-quality early education opportunities through Preschool for All (PFA) and Prevention Initiative (PI) services for infants, toddlers, and expectant families.

### HEAD START & EARLY HEAD START

US DEPARTMENT OF HEALTH & HUMAN SERVICES

**2** Early Head Start sites

**24** children age 0-2

**5** Head Start sites

**136** children age 3-5

**160** children served

Head Start programs for 3- and 4-year-olds, along with Early Head Start for infants and toddlers, are federally-funded early education programs for families living below the poverty line and designed to meet the comprehensive needs of families.

For source information on the data cited in this profile, please email:

[advocacy@actforchildren.org](mailto:advocacy@actforchildren.org)



# Child Care and Early Education Profile: 2023

109th State House District Representative Charlie Meier

## A Snapshot of Children in State House District 109

**7,599** Children 0 to 5 } **79%** of children 0 to 5 live in households where all parents work  
**9,912** Children 6 to 12  
**17,511** Total children under 13

## What child care options are available to families?



**29** Child care centers can serve up to **2,647** children



**31** Licensed child care homes can serve up to **317** children



**13** License-exempt home caregivers can serve around **23** children

## How much are families paying for child care?

**MEDIAN FAMILY INCOME: \$98,418**

**INFANT:** Average annual price of licensed care



Home-based: **\$7,780**



Center-based: **\$11,100**

This is **8%-11%** of a family's income.

**PRESCHOOLER:** Average annual price of licensed care



Home-based: **\$7,407**



Center-based: **\$9,066**

This is **8%-9%** of a family's income.

The cost of center care rivals college tuition: **\$14,579**

## What programs support children & families in your district?

### CHILD CARE ASSISTANCE PROGRAM

ILLINOIS DEPARTMENT OF HUMAN SERVICES (IDHS)

**142** children age 0-2

**150** children age 3-5

**148** children age 6-12

**441** children served

**\$1,668,563**

in total CCAP payments to providers in the district

The Child Care Assistance Program (CCAP), funded through IDHS, helps families pay for child care while they work or go to school.

### EARLY CHILDHOOD BLOCK GRANT

ILLINOIS STATE BOARD OF EDUCATION (ISBE)

**2** Prevention Initiative programs

**146** children age 0-2

**20** Preschool for All programs

**908** children age 3-5

**1,054** children served

The Early Childhood Block Grant is funded by ISBE to help programs provide high-quality early education opportunities through Preschool for All (PFA) and Prevention Initiative (PI) services for infants, toddlers, and expectant families.

### HEAD START & EARLY HEAD START

US DEPARTMENT OF HEALTH & HUMAN SERVICES

**2** Early Head Start sites

**88** children age 0-2

**2** Head Start sites

**88** children age 3-5

**176** children served

Head Start programs for 3- and 4-year-olds, along with Early Head Start for infants and toddlers, are federally-funded early education programs for families living below the poverty line and designed to meet the comprehensive needs of families.

For source information on the data cited in this profile, please email:

[advocacy@actforchildren.org](mailto:advocacy@actforchildren.org)



# Child Care and Early Education Profile: 2023

110th State House District Representative Blaine Wilhour

## A Snapshot of Children in State House District 110

**7,864** Children 0 to 5 } **74%** of children 0 to 5 live in households where all parents work  
**9,574** Children 6 to 12

**17,438** Total children under 13

## What child care options are available to families?



**22** Child care centers can serve up to **1,497** children



**56** Licensed child care homes can serve up to **562** children



**49** License-exempt home caregivers can serve around **114** children

## How much are families paying for child care?

**MEDIAN FAMILY INCOME: \$68,475**

**INFANT:** Average annual price of licensed care



Home-based: **\$7,670**



Center-based: **\$11,383**

This is **11%-17%** of a family's income.

**PRESCHOOLER:** Average annual price of licensed care



Home-based: **\$6,998**



Center-based: **\$7,870**

This is **10%-11%** of a family's income.

The cost of center care rivals college tuition: **\$14,579**

## What programs support children & families in your district?

### CHILD CARE ASSISTANCE PROGRAM

ILLINOIS DEPARTMENT OF HUMAN SERVICES (IDHS)

**338** children age 0-2

**341** children age 3-5

**352** children age 6-12

**1,039** children served

**\$3,572,789**

in total CCAP payments to providers in the district

The Child Care Assistance Program (CCAP), funded through IDHS, helps families pay for child care while they work or go to school.

### EARLY CHILDHOOD BLOCK GRANT

ILLINOIS STATE BOARD OF EDUCATION (ISBE)

**6** Prevention Initiative programs

**239** children age 0-2

**20** Preschool for All programs

**960** children age 3-5

**1,199** children served

The Early Childhood Block Grant is funded by ISBE to help programs provide high-quality early education opportunities through Preschool for All (PFA) and Prevention Initiative (PI) services for infants, toddlers, and expectant families.

### HEAD START & EARLY HEAD START

US DEPARTMENT OF HEALTH & HUMAN SERVICES

**3** Early Head Start sites

**61** children age 0-2

**5** Head Start sites

**326** children age 3-5

**387** children served

Head Start programs for 3- and 4-year-olds, along with Early Head Start for infants and toddlers, are federally-funded early education programs for families living below the poverty line and designed to meet the comprehensive needs of families.

For source information on the data cited in this profile, please email:

[advocacy@actforchildren.org](mailto:advocacy@actforchildren.org)



# Child Care and Early Education Profile: 2023

111th State House District Representative Amy Elik

## A Snapshot of Children in State House District 111

**7,541** Children 0 to 5 } **76%** of children 0 to 5 live in households where all parents work  
**10,258** Children 6 to 12  
**17,799** Total children under 13

## What child care options are available to families?



**20** Child care centers can serve up to **1,608** children



**18** Licensed child care homes can serve up to **199** children



**99** License-exempt home caregivers can serve around **223** children

## How much are families paying for child care?

**MEDIAN FAMILY INCOME: \$72,148**

**INFANT:** Average annual price of licensed care



Home-based: **\$9,305**



Center-based: **\$12,845**

This is **13%-18%** of a family's income.

**PRESCHOOLER:** Average annual price of licensed care



Home-based: **\$8,126**



Center-based: **\$8,713**

This is **11%-12%** of a family's income.

The cost of center care rivals college tuition: **\$14,579**

## What programs support children & families in your district?

### CHILD CARE ASSISTANCE PROGRAM

ILLINOIS DEPARTMENT OF HUMAN SERVICES (IDHS)

**366** children age 0-2

**368** children age 3-5

**472** children age 6-12

**1,209** children served

**\$4,236,017**

in total CCAP payments to providers in the district

The Child Care Assistance Program (CCAP), funded through IDHS, helps families pay for child care while they work or go to school.

### EARLY CHILDHOOD BLOCK GRANT

ILLINOIS STATE BOARD OF EDUCATION (ISBE)

**4** Prevention Initiative programs

**374** children age 0-2

**12** Preschool for All programs

**1,004** children age 3-5

**1,378** children served

The Early Childhood Block Grant is funded by ISBE to help programs provide high-quality early education opportunities through Preschool for All (PFA) and Prevention Initiative (PI) services for infants, toddlers, and expectant families.

### HEAD START & EARLY HEAD START

US DEPARTMENT OF HEALTH & HUMAN SERVICES

**2** Early Head Start sites

**159** children age 0-2

**2** Head Start sites

**268** children age 3-5

**427** children served

Head Start programs for 3- and 4-year-olds, along with Early Head Start for infants and toddlers, are federally-funded early education programs for families living below the poverty line and designed to meet the comprehensive needs of families.

For source information on the data cited in this profile, please email:

[advocacy@actforchildren.org](mailto:advocacy@actforchildren.org)





# Child Care and Early Education Profile: 2023

112th State House District Representative Katie Stuart

## A Snapshot of Children in State House District 112

**7,325** Children 0 to 5 } **74%** of children 0 to 5 live in households where all parents work  
**8,395** Children 6 to 12

**15,720** Total children under 13

## What child care options are available to families?



**24** Child care centers can serve up to **2,121** children



**33** Licensed child care homes can serve up to **320** children



**64** License-exempt home caregivers can serve around **145** children

## How much are families paying for child care?

**MEDIAN FAMILY INCOME: \$87,176**

**INFANT:** Average annual price of licensed care



Home-based: **\$9,389**



Center-based: **\$14,716**

This is **11%-17%** of a family's income.

**PRESCHOOLER:** Average annual price of licensed care



Home-based: **\$8,264**



Center-based: **\$11,446**

This is **9%-13%** of a family's income.

The cost of center care rivals college tuition: **\$14,579**

## What programs support children & families in your district?

### CHILD CARE ASSISTANCE PROGRAM

ILLINOIS DEPARTMENT OF HUMAN SERVICES (IDHS)

**365** children age 0-2

**358** children age 3-5

**360** children age 6-12

**1,090** children served

**\$4,050,030**

in total CCAP payments to providers in the district

The Child Care Assistance Program (CCAP), funded through IDHS, helps families pay for child care while they work or go to school.

### EARLY CHILDHOOD BLOCK GRANT

ILLINOIS STATE BOARD OF EDUCATION (ISBE)

**1** Prevention Initiative programs

**41** children age 0-2

**16** Preschool for All programs

**595** children age 3-5

**636** children served

The Early Childhood Block Grant is funded by ISBE to help programs provide high-quality early education opportunities through Preschool for All (PFA) and Prevention Initiative (PI) services for infants, toddlers, and expectant families.

### HEAD START & EARLY HEAD START

US DEPARTMENT OF HEALTH & HUMAN SERVICES

**4** Early Head Start sites

**131** children age 0-2

**4** Head Start sites

**262** children age 3-5

**393** children served

Head Start programs for 3- and 4-year-olds, along with Early Head Start for infants and toddlers, are federally-funded early education programs for families living below the poverty line and designed to meet the comprehensive needs of families.

For source information on the data cited in this profile, please email:

[advocacy@actforchildren.org](mailto:advocacy@actforchildren.org)



# Child Care and Early Education Profile: 2023

113th State House District Representative Jay Hoffman

## A Snapshot of Children in State House District 113

**7,064** Children 0 to 5 } **76%** of children 0 to 5 live in households where all parents work

**9,407** Children 6 to 12

**16,471** Total children under 13

## What child care options are available to families?



**18** Child care centers can serve up to **1,664** children



**74** Licensed child care homes can serve up to **688** children



**179** License-exempt home caregivers can serve around **384** children

## How much are families paying for child care?

**MEDIAN FAMILY INCOME: \$81,300**

**INFANT:** Average annual price of licensed care



Home-based: **\$9,653**



Center-based: **\$14,010**

This is **12%-17%** of a family's income.

**PRESCHOOLER:** Average annual price of licensed care



Home-based: **\$8,515**



Center-based: **\$9,236**

This is **10%-11%** of a family's income.

The cost of center care rivals college tuition: **\$14,579**

## What programs support children & families in your district?

### CHILD CARE ASSISTANCE PROGRAM

ILLINOIS DEPARTMENT OF HUMAN SERVICES (IDHS)

**658** children age 0-2

**675** children age 3-5

**751** children age 6-12

**2,105** children served

**\$7,382,848**

in total CCAP payments to providers in the district

The Child Care Assistance Program (CCAP), funded through IDHS, helps families pay for child care while they work or go to school.

### EARLY CHILDHOOD BLOCK GRANT

ILLINOIS STATE BOARD OF EDUCATION (ISBE)

**2** Prevention Initiative programs

**115** children age 0-2

**16** Preschool for All programs

**824** children age 3-5

**939** children served

The Early Childhood Block Grant is funded by ISBE to help programs provide high-quality early education opportunities through Preschool for All (PFA) and Prevention Initiative (PI) services for infants, toddlers, and expectant families.

### HEAD START & EARLY HEAD START

US DEPARTMENT OF HEALTH & HUMAN SERVICES

**1** Early Head Start sites

**30** children age 0-2

**2** Head Start sites

**74** children age 3-5

**104** children served

Head Start programs for 3- and 4-year-olds, along with Early Head Start for infants and toddlers, are federally-funded early education programs for families living below the poverty line and designed to meet the comprehensive needs of families.

For source information on the data cited in this profile, please email:

[advocacy@actforchildren.org](mailto:advocacy@actforchildren.org)



# Child Care and Early Education Profile: 2023

114th State House District Representative Kevin Schmidt

## A Snapshot of Children in State House District 114

**9,452** Children 0 to 5 } **75%** of children 0 to 5 live in households where all parents work  
**11,241** Children 6 to 12  
**20,694** Total children under 13

## What child care options are available to families?



**31** Child care centers can serve up to **2,968** children



**92** Licensed child care homes can serve up to **848** children



**283** License-exempt home caregivers can serve around **644** children

## How much are families paying for child care?

**MEDIAN FAMILY INCOME: \$77,561**

**INFANT:** Average annual price of licensed care



Home-based: **\$9,504**



Center-based: **\$12,585**

This is **12%-16%** of a family's income.

**PRESCHOOLER:** Average annual price of licensed care



Home-based: **\$8,287**



Center-based: **\$8,686**

This is **11%-11%** of a family's income.

The cost of center care rivals college tuition: **\$14,579**

## What programs support children & families in your district?

### CHILD CARE ASSISTANCE PROGRAM

ILLINOIS DEPARTMENT OF HUMAN SERVICES (IDHS)

**678** children age 0-2

**731** children age 3-5

**1,006** children age 6-12

**2,443** children served

**\$8,124,585**

in total CCAP payments to providers in the district

The Child Care Assistance Program (CCAP), funded through IDHS, helps families pay for child care while they work or go to school.

### EARLY CHILDHOOD BLOCK GRANT

ILLINOIS STATE BOARD OF EDUCATION (ISBE)

**1** Prevention Initiative programs

**325** children age 0-2

**13** Preschool for All programs

**1,040** children age 3-5

**1,365** children served

The Early Childhood Block Grant is funded by ISBE to help programs provide high-quality early education opportunities through Preschool for All (PFA) and Prevention Initiative (PI) services for infants, toddlers, and expectant families.

### HEAD START & EARLY HEAD START

US DEPARTMENT OF HEALTH & HUMAN SERVICES

**5** Early Head Start sites

**237** children age 0-2

**5** Head Start sites

**312** children age 3-5

**549** children served

Head Start programs for 3- and 4-year-olds, along with Early Head Start for infants and toddlers, are federally-funded early education programs for families living below the poverty line and designed to meet the comprehensive needs of families.

For source information on the data cited in this profile, please email:

[advocacy@actforchildren.org](mailto:advocacy@actforchildren.org)



# Child Care and Early Education Profile: 2023

115th State House District Representative David Friess

## A Snapshot of Children in State House District 115

**7,507** Children 0 to 5 } **69%** of children 0 to 5 live in households where all parents work  
**9,005** Children 6 to 12  
**16,512** Total children under 13

## What child care options are available to families?



**24** Child care centers can serve up to **1,997** children



**25** Licensed child care homes can serve up to **264** children



**48** License-exempt home caregivers can serve around **110** children

## How much are families paying for child care?

**MEDIAN FAMILY INCOME: \$82,245**

**INFANT:** Average annual price of licensed care



Home-based: **\$8,620**



Center-based: **\$11,820**

This is **10%-14%** of a family's income.

**PRESCHOOLER:** Average annual price of licensed care



Home-based: **\$7,877**



Center-based: **\$8,694**

This is **10%-11%** of a family's income.

The cost of center care rivals college tuition: **\$14,579**

## What programs support children & families in your district?

### CHILD CARE ASSISTANCE PROGRAM

ILLINOIS DEPARTMENT OF HUMAN SERVICES (IDHS)

**247** children age 0-2

**220** children age 3-5

**203** children age 6-12

**679** children served

**\$2,494,964**

in total CCAP payments to providers in the district

The Child Care Assistance Program (CCAP), funded through IDHS, helps families pay for child care while they work or go to school.

### EARLY CHILDHOOD BLOCK GRANT

ILLINOIS STATE BOARD OF EDUCATION (ISBE)

**3** Prevention Initiative programs

**84** children age 0-2

**8** Preschool for All programs

**462** children age 3-5

**546** children served

The Early Childhood Block Grant is funded by ISBE to help programs provide high-quality early education opportunities through Preschool for All (PFA) and Prevention Initiative (PI) services for infants, toddlers, and expectant families.

### HEAD START & EARLY HEAD START

US DEPARTMENT OF HEALTH & HUMAN SERVICES

**0** Early Head Start sites

**0** children age 0-2

**10** Head Start sites

**372** children age 3-5

**372** children served

Head Start programs for 3- and 4-year-olds, along with Early Head Start for infants and toddlers, are federally-funded early education programs for families living below the poverty line and designed to meet the comprehensive needs of families.

For source information on the data cited in this profile, please email:

[advocacy@actforchildren.org](mailto:advocacy@actforchildren.org)



# Child Care and Early Education Profile: 2023

116th State House District

Representative Dave Severin

## A Snapshot of Children in State House District 116

**7,812** Children 0 to 5 } **67%** of children 0 to 5 live in households where all parents work  
**9,746** Children 6 to 12

**17,558** Total children under 13

## What child care options are available to families?



**18** Child care centers can serve up to **1,227** children



**33** Licensed child care homes can serve up to **340** children



**55** License-exempt home caregivers can serve around **144** children

## How much are families paying for child care?

**MEDIAN FAMILY INCOME: \$67,446**

**INFANT:** Average annual price of licensed care



Home-based: **\$8,047**



Center-based: **\$11,521**

This is **12%-17%** of a family's income.

**PRESCHOOLER:** Average annual price of licensed care



Home-based: **\$7,089**



Center-based: **\$7,779**

This is **11%-12%** of a family's income.

The cost of center care rivals college tuition: **\$14,579**

## What programs support children & families in your district?

### CHILD CARE ASSISTANCE PROGRAM

ILLINOIS DEPARTMENT OF HUMAN SERVICES (IDHS)

**265** children age 0-2

**266** children age 3-5

**196** children age 6-12

**731** children served

**\$2,429,155**

in total CCAP payments to providers in the district

The Child Care Assistance Program (CCAP), funded through IDHS, helps families pay for child care while they work or go to school.

### EARLY CHILDHOOD BLOCK GRANT

ILLINOIS STATE BOARD OF EDUCATION (ISBE)

**7** Prevention Initiative programs

**189** children age 0-2

**28** Preschool for All programs

**1,268** children age 3-5

**1,457** children served

The Early Childhood Block Grant is funded by ISBE to help programs provide high-quality early education opportunities through Preschool for All (PFA) and Prevention Initiative (PI) services for infants, toddlers, and expectant families.

### HEAD START & EARLY HEAD START

US DEPARTMENT OF HEALTH & HUMAN SERVICES

**3** Early Head Start sites

**110** children age 0-2

**5** Head Start sites

**394** children age 3-5

**504** children served

Head Start programs for 3- and 4-year-olds, along with Early Head Start for infants and toddlers, are federally-funded early education programs for families living below the poverty line and designed to meet the comprehensive needs of families.

For source information on the data cited in this profile, please email:

[advocacy@actforchildren.org](mailto:advocacy@actforchildren.org)



# Child Care and Early Education Profile: 2023

117th State House District Representative Patrick Windhorst

## A Snapshot of Children in State House District 117

**6,795** Children 0 to 5 } **65%** of children 0 to 5 live in households where all parents work  
**8,876** Children 6 to 12  
**15,671** Total children under 13

## What child care options are available to families?



**9** Child care centers can serve up to **738** children



**32** Licensed child care homes can serve up to **341** children



**75** License-exempt home caregivers can serve around **171** children

## How much are families paying for child care?

**MEDIAN FAMILY INCOME: \$67,399**

**INFANT:** Average annual price of licensed care



Home-based: **\$9,126**



Center-based: **\$12,125**

This is **14%-18%** of a family's income.

**PRESCHOOLER:** Average annual price of licensed care



Home-based: **\$7,864**



Center-based: **\$8,987**

This is **12%-13%** of a family's income.

The cost of center care rivals college tuition: **\$14,579**

## What programs support children & families in your district?

### CHILD CARE ASSISTANCE PROGRAM

ILLINOIS DEPARTMENT OF HUMAN SERVICES (IDHS)

**447** children age 0-2

**387** children age 3-5

**378** children age 6-12

**1,224** children served

**\$4,521,283**

in total CCAP payments to providers in the district

The Child Care Assistance Program (CCAP), funded through IDHS, helps families pay for child care while they work or go to school.

### EARLY CHILDHOOD BLOCK GRANT

ILLINOIS STATE BOARD OF EDUCATION (ISBE)

**4** Prevention Initiative programs

**54** children age 0-2

**25** Preschool for All programs

**1,071** children age 3-5

**1,125** children served

The Early Childhood Block Grant is funded by ISBE to help programs provide high-quality early education opportunities through Preschool for All (PFA) and Prevention Initiative (PI) services for infants, toddlers, and expectant families.

### HEAD START & EARLY HEAD START

US DEPARTMENT OF HEALTH & HUMAN SERVICES

**5** Early Head Start sites

**198** children age 0-2

**7** Head Start sites

**358** children age 3-5

**556** children served

Head Start programs for 3- and 4-year-olds, along with Early Head Start for infants and toddlers, are federally-funded early education programs for families living below the poverty line and designed to meet the comprehensive needs of families.

For source information on the data cited in this profile, please email:

[advocacy@actforchildren.org](mailto:advocacy@actforchildren.org)





# Child Care and Early Education Profile: 2023

118th State House District Representative Paul Jacobs

## A Snapshot of Children in State House District 118

**6,873** Children 0 to 5 } **64%** of children 0 to 5 live in households where all parents work  
**8,720** Children 6 to 12

**15,592** Total children under 13

## What child care options are available to families?



**19** Child care centers can serve up to **1,852** children



**38** Licensed child care homes can serve up to **371** children



**159** License-exempt home caregivers can serve around **335** children

## How much are families paying for child care?

**MEDIAN FAMILY INCOME: \$66,825**

**INFANT:** Average annual price of licensed care



Home-based: **\$9,116**



Center-based: **\$12,610**

This is **14%-19%** of a family's income.

**PRESCHOOLER:** Average annual price of licensed care



Home-based: **\$8,187**



Center-based: **\$9,595**

This is **12%-14%** of a family's income.

The cost of center care rivals college tuition: **\$14,579**

## What programs support children & families in your district?

### CHILD CARE ASSISTANCE PROGRAM

ILLINOIS DEPARTMENT OF HUMAN SERVICES (IDHS)

**548** children age 0-2

**518** children age 3-5

**551** children age 6-12

**1,634** children served

**\$5,988,156**

in total CCAP payments to providers in the district

The Child Care Assistance Program (CCAP), funded through IDHS, helps families pay for child care while they work or go to school.

### EARLY CHILDHOOD BLOCK GRANT

ILLINOIS STATE BOARD OF EDUCATION (ISBE)

**9** Prevention Initiative programs

**309** children age 0-2

**17** Preschool for All programs

**1,047** children age 3-5

**1,356** children served

The Early Childhood Block Grant is funded by ISBE to help programs provide high-quality early education opportunities through Preschool for All (PFA) and Prevention Initiative (PI) services for infants, toddlers, and expectant families.

### HEAD START & EARLY HEAD START

US DEPARTMENT OF HEALTH & HUMAN SERVICES

**5** Early Head Start sites

**123** children age 0-2

**10** Head Start sites

**421** children age 3-5

**544** children served

Head Start programs for 3- and 4-year-olds, along with Early Head Start for infants and toddlers, are federally-funded early education programs for families living below the poverty line and designed to meet the comprehensive needs of families.

For source information on the data cited in this profile, please email:

[advocacy@actforchildren.org](mailto:advocacy@actforchildren.org)



# Child Care and Early Education Profile: 2023

1st Congressional District Congressman Jonathan Jackson

## A Snapshot of Children in Congressional District 1

**49,724** Children 0 to 5 } **76%** of children 0 to 5 live in households where all parents work

**61,160** Children 6 to 12

**110,884** Total children under 13

## What child care options are available to families?



**247** Child care centers can serve up to **18,265** children



**664** Licensed child care homes can serve up to **6,394** children



**1,042** License-exempt home caregivers can serve around **2442** children

## How much are families paying for child care?

**MEDIAN FAMILY INCOME: \$84,592**

**INFANT:** Average annual price of licensed care



Home-based: **\$10,617**



Center-based: **\$14,319**

This is **13%-17%** of a family's income.

**PRESCHOOLER:** Average annual price of licensed care



Home-based: **\$9,084**



Center-based: **\$10,294**

This is **11%-12%** of a family's income.

The cost of center care rivals college tuition: **\$14,579**

## What programs support children & families in your district?

### CHILD CARE ASSISTANCE PROGRAM

ILLINOIS DEPARTMENT OF HUMAN SERVICES (IDHS)

**5,212** children age 0-2

**5,827** children age 3-5

**6,957** children age 6-12

**18,325** children served

**\$88,921,056**

in total CCAP payments to providers in the district

The Child Care Assistance Program (CCAP), funded through IDHS, helps families pay for child care while they work or go to school.

### EARLY CHILDHOOD BLOCK GRANT

ILLINOIS STATE BOARD OF EDUCATION (ISBE)

**28** Prevention Initiative programs

**1,281** children age 0-2

**134** Preschool for All programs

**4,671** children age 3-5

**5,952** children served

The Early Childhood Block Grant is funded by ISBE to help programs provide high-quality early education opportunities through Preschool for All (PFA) and Prevention Initiative (PI) services for infants, toddlers, and expectant families.

### HEAD START & EARLY HEAD START

US DEPARTMENT OF HEALTH & HUMAN SERVICES

**53** Early Head Start sites

**1,059** children age 0-2

**47** Head Start sites

**915** children age 3-5

**1,974** children served

Head Start programs for 3- and 4-year-olds, along with Early Head Start for infants and toddlers, are federally-funded early education programs for families living below the poverty line and designed to meet the comprehensive needs of families.

For source information on the data cited in this profile, please email:

[advocacy@actforchildren.org](mailto:advocacy@actforchildren.org)



# Child Care and Early Education Profile: 2023

2nd Congressional District Congresswoman Robin Kelly

## A Snapshot of Children in Congressional District 2

**52,929** Children 0 to 5 } **65%** of children 0 to 5 live in households where all parents work  
**71,953** Children 6 to 12

**124,882** Total children under 13

## What child care options are available to families?



**226** Child care centers can serve up to **18,682** children



**689** Licensed child care homes can serve up to **6,586** children



**1,185** License-exempt home caregivers can serve around **2792** children

## How much are families paying for child care?

**MEDIAN FAMILY INCOME: \$70,843**

**INFANT:** Average annual price of licensed care



Home-based: **\$9,495**



Center-based: **\$13,537**

This is **13%-19%** of a family's income.

**PRESCHOOLER:** Average annual price of licensed care



Home-based: **\$8,275**



Center-based: **\$9,887**

This is **12%-14%** of a family's income.

The cost of center care rivals college tuition: **\$14,579**

## What programs support children & families in your district?

### CHILD CARE ASSISTANCE PROGRAM

ILLINOIS DEPARTMENT OF HUMAN SERVICES (IDHS)

**6,809** children age 0-2

**7,466** children age 3-5

**9,171** children age 6-12

**23,780** children served

**\$116,616,748**

in total CCAP payments to providers in the district

The Child Care Assistance Program (CCAP), funded through IDHS, helps families pay for child care while they work or go to school.

### EARLY CHILDHOOD BLOCK GRANT

ILLINOIS STATE BOARD OF EDUCATION (ISBE)

**46** Prevention Initiative programs

**1,771** children age 0-2

**146** Preschool for All programs

**7,676** children age 3-5

**9,447** children served

The Early Childhood Block Grant is funded by ISBE to help programs provide high-quality early education opportunities through Preschool for All (PFA) and Prevention Initiative (PI) services for infants, toddlers, and expectant families.

### HEAD START & EARLY HEAD START

US DEPARTMENT OF HEALTH & HUMAN SERVICES

**51** Early Head Start sites

**1,213** children age 0-2

**49** Head Start sites

**1,935** children age 3-5

**3,148** children served

Head Start programs for 3- and 4-year-olds, along with Early Head Start for infants and toddlers, are federally-funded early education programs for families living below the poverty line and designed to meet the comprehensive needs of families.

For source information on the data cited in this profile, please email:

[advocacy@actforchildren.org](mailto:advocacy@actforchildren.org)



# Child Care and Early Education Profile: 2023

3rd Congressional District Congresswoman Delia Ramirez

## A Snapshot of Children in Congressional District 3

**52,230** Children 0 to 5 } **72%** of children 0 to 5 live in households where all parents work  
**63,481** Children 6 to 12  
**115,711** Total children under 13

## What child care options are available to families?



**188** Child care centers can serve up to **15,554** children



**300** Licensed child care homes can serve up to **3,283** children



**304** License-exempt home caregivers can serve around **653** children

## How much are families paying for child care?

**MEDIAN FAMILY INCOME: \$85,899**

**INFANT:** Average annual price of licensed care



Home-based: **\$11,705**



Center-based: **\$17,008**

This is **14%-20%** of a family's income.

**PRESCHOOLER:** Average annual price of licensed care



Home-based: **\$10,095**



Center-based: **\$11,779**

This is **12%-14%** of a family's income.

The cost of center care rivals college tuition: **\$14,579**

## What programs support children & families in your district?

### CHILD CARE ASSISTANCE PROGRAM

ILLINOIS DEPARTMENT OF HUMAN SERVICES (IDHS)

**3,043** children age 0-2

**3,265** children age 3-5

**3,362** children age 6-12

**9,763** children served

**\$51,298,226**

in total CCAP payments to providers in the district

The Child Care Assistance Program (CCAP), funded through IDHS, helps families pay for child care while they work or go to school.

### EARLY CHILDHOOD BLOCK GRANT

ILLINOIS STATE BOARD OF EDUCATION (ISBE)

**27** Prevention Initiative programs

**1,519** children age 0-2

**92** Preschool for All programs

**6,281** children age 3-5

**7,800** children served

The Early Childhood Block Grant is funded by ISBE to help programs provide high-quality early education opportunities through Preschool for All (PFA) and Prevention Initiative (PI) services for infants, toddlers, and expectant families.

### HEAD START & EARLY HEAD START

US DEPARTMENT OF HEALTH & HUMAN SERVICES

**28** Early Head Start sites

**1,146** children age 0-2

**23** Head Start sites

**930** children age 3-5

**2,076** children served

Head Start programs for 3- and 4-year-olds, along with Early Head Start for infants and toddlers, are federally-funded early education programs for families living below the poverty line and designed to meet the comprehensive needs of families.

For source information on the data cited in this profile, please email:

[advocacy@actforchildren.org](mailto:advocacy@actforchildren.org)



# Child Care and Early Education Profile: 2023

## 4th Congressional District Congressman Jesús "Chuy" García

### A Snapshot of Children in Congressional District 4

**46,671** Children 0 to 5 } **65%** of children 0 to 5 live in households where all parents work  
**67,546** Children 6 to 12  
**114,217** Total children under 13

### What child care options are available to families?



**161** Child care centers can serve up to **13,101** children



**364** Licensed child care homes can serve up to **3,849** children



**427** License-exempt home caregivers can serve around **904** children

### How much are families paying for child care?

**MEDIAN FAMILY INCOME: \$79,136**

**INFANT:** Average annual price of licensed care



Home-based: **\$10,757**



Center-based: **\$15,924**

This is **14%-20%** of a family's income.

**PRESCHOOLER:** Average annual price of licensed care



Home-based: **\$9,338**



Center-based: **\$11,385**

This is **12%-14%** of a family's income.

The cost of center care rivals college tuition: **\$14,579**

### What programs support children & families in your district?

#### CHILD CARE ASSISTANCE PROGRAM

ILLINOIS DEPARTMENT OF HUMAN SERVICES (IDHS)

**3,429** children age 0-2

**4,002** children age 3-5

**4,289** children age 6-12

**11,817** children served

**\$61,758,272**

in total CCAP payments to providers in the district

The Child Care Assistance Program (CCAP), funded through IDHS, helps families pay for child care while they work or go to school.

#### EARLY CHILDHOOD BLOCK GRANT

ILLINOIS STATE BOARD OF EDUCATION (ISBE)

**23** Prevention Initiative programs

**1,292** children age 0-2

**128** Preschool for All programs

**6,741** children age 3-5

**8,033** children served

The Early Childhood Block Grant is funded by ISBE to help programs provide high-quality early education opportunities through Preschool for All (PFA) and Prevention Initiative (PI) services for infants, toddlers, and expectant families.

#### HEAD START & EARLY HEAD START

US DEPARTMENT OF HEALTH & HUMAN SERVICES

**34** Early Head Start sites

**1,346** children age 0-2

**22** Head Start sites

**1,011** children age 3-5

**2,357** children served

Head Start programs for 3- and 4-year-olds, along with Early Head Start for infants and toddlers, are federally-funded early education programs for families living below the poverty line and designed to meet the comprehensive needs of families.

# Child Care and Early Education Profile: 2023

5th Congressional District Congressman Mike Quigley

## A Snapshot of Children in Congressional District 5

**55,112** Children 0 to 5 } **72%** of children 0 to 5 live in households where all parents work  
**62,598** Children 6 to 12  
**117,709** Total children under 13

## What child care options are available to families?



**227** Child care centers can serve up to **18,805** children



**68** Licensed child care homes can serve up to **696** children



**40** License-exempt home caregivers can serve around **97** children

## How much are families paying for child care?

**MEDIAN FAMILY INCOME: \$139,620**

**INFANT:** Average annual price of licensed care



Home-based: **\$13,570**



Center-based: **\$20,384**

This is **10%-15%** of a family's income.

**PRESCHOOLER:** Average annual price of licensed care



Home-based: **\$12,282**



Center-based: **\$15,135**

This is **9%-11%** of a family's income.

The cost of center care rivals college tuition: **\$14,579**

## What programs support children & families in your district?

### CHILD CARE ASSISTANCE PROGRAM

ILLINOIS DEPARTMENT OF HUMAN SERVICES (IDHS)

**693** children age 0-2

**798** children age 3-5

**634** children age 6-12

**2,145** children served

**\$10,920,431**

in total CCAP payments to providers in the district

The Child Care Assistance Program (CCAP), funded through IDHS, helps families pay for child care while they work or go to school.

### EARLY CHILDHOOD BLOCK GRANT

ILLINOIS STATE BOARD OF EDUCATION (ISBE)

**8** Prevention Initiative programs

**174** children age 0-2

**48** Preschool for All programs

**2,753** children age 3-5

**2,927** children served

The Early Childhood Block Grant is funded by ISBE to help programs provide high-quality early education opportunities through Preschool for All (PFA) and Prevention Initiative (PI) services for infants, toddlers, and expectant families.

### HEAD START & EARLY HEAD START

US DEPARTMENT OF HEALTH & HUMAN SERVICES

**4** Early Head Start sites

**104** children age 0-2

**3** Head Start sites

**110** children age 3-5

**214** children served

Head Start programs for 3- and 4-year-olds, along with Early Head Start for infants and toddlers, are federally-funded early education programs for families living below the poverty line and designed to meet the comprehensive needs of families.

For source information on the data cited in this profile, please email:

[advocacy@actforchildren.org](mailto:advocacy@actforchildren.org)





# Child Care and Early Education Profile: 2023

6th Congressional District Congressman Sean Casten

## A Snapshot of Children in Congressional District 6

**51,950** Children 0 to 5 } **73%** of children 0 to 5 live in households where  
**65,772** Children 6 to 12 all parents work  
**117,721** Total children under 13

## What child care options are available to families?



**156** Child care centers can serve up to **13,727** children



**104** Licensed child care homes can serve up to **1,048** children



**139** License-exempt home caregivers can serve around **297** children

## How much are families paying for child care?

**MEDIAN FAMILY INCOME: \$111,127**

**INFANT:** Average annual price of licensed care



Home-based: **\$12,482**



Center-based: **\$17,441**

This is **11%-16%** of a family's income.

**PRESCHOOLER:** Average annual price of licensed care



Home-based: **\$10,907**



Center-based: **\$13,382**

This is **10%-12%** of a family's income.

The cost of center care rivals college tuition: **\$14,579**

## What programs support children & families in your district?

### CHILD CARE ASSISTANCE PROGRAM

ILLINOIS DEPARTMENT OF HUMAN SERVICES (IDHS)

**1,243** children age 0-2

**1,465** children age 3-5

**1,139** children age 6-12

**3,876** children served

**\$18,232,293**

in total CCAP payments to providers in the district

The Child Care Assistance Program (CCAP), funded through IDHS, helps families pay for child care while they work or go to school.

### EARLY CHILDHOOD BLOCK GRANT

ILLINOIS STATE BOARD OF EDUCATION (ISBE)

**7** Prevention Initiative programs

**288** children age 0-2

**38** Preschool for All programs

**3,220** children age 3-5

**3,508** children served

The Early Childhood Block Grant is funded by ISBE to help programs provide high-quality early education opportunities through Preschool for All (PFA) and Prevention Initiative (PI) services for infants, toddlers, and expectant families.

### HEAD START & EARLY HEAD START

US DEPARTMENT OF HEALTH & HUMAN SERVICES

**2** Early Head Start sites

**30** children age 0-2

**3** Head Start sites

**116** children age 3-5

**146** children served

Head Start programs for 3- and 4-year-olds, along with Early Head Start for infants and toddlers, are federally-funded early education programs for families living below the poverty line and designed to meet the comprehensive needs of families.

For source information on the data cited in this profile, please email:

[advocacy@actforchildren.org](mailto:advocacy@actforchildren.org)



# Child Care and Early Education Profile: 2023

7th Congressional District Congressman Danny K. Davis

## A Snapshot of Children in Congressional District 7

**47,827** Children 0 to 5 } **65%** of children 0 to 5 live in households where all parents work  
**52,216** Children 6 to 12

**100,044** Total children under 13

## What child care options are available to families?



**292** Child care centers can serve up to **25,136** children



**529** Licensed child care homes can serve up to **4,886** children



**1,253** License-exempt home caregivers can serve around **2909** children

## How much are families paying for child care?

**MEDIAN FAMILY INCOME: \$79,423**

**INFANT:** Average annual price of licensed care



Home-based: **\$10,807**



Center-based: **\$17,448**

This is **14%-22%** of a family's income.

**PRESCHOOLER:** Average annual price of licensed care



Home-based: **\$9,272**



Center-based: **\$11,920**

This is **12%-15%** of a family's income.

The cost of center care rivals college tuition: **\$14,579**

## What programs support children & families in your district?

### CHILD CARE ASSISTANCE PROGRAM

ILLINOIS DEPARTMENT OF HUMAN SERVICES (IDHS)

**4,739** children age 0-2

**5,502** children age 3-5

**7,178** children age 6-12

**17,784** children served

**\$85,364,432**

in total CCAP payments to providers in the district

The Child Care Assistance Program (CCAP), funded through IDHS, helps families pay for child care while they work or go to school.

### EARLY CHILDHOOD BLOCK GRANT

ILLINOIS STATE BOARD OF EDUCATION (ISBE)

**33** Prevention Initiative programs

**1,544** children age 0-2

**143** Preschool for All programs

**5,559** children age 3-5

**7,103** children served

The Early Childhood Block Grant is funded by ISBE to help programs provide high-quality early education opportunities through Preschool for All (PFA) and Prevention Initiative (PI) services for infants, toddlers, and expectant families.

### HEAD START & EARLY HEAD START

US DEPARTMENT OF HEALTH & HUMAN SERVICES

**57** Early Head Start sites

**2,100** children age 0-2

**57** Head Start sites

**2,120** children age 3-5

**4,220** children served

Head Start programs for 3- and 4-year-olds, along with Early Head Start for infants and toddlers, are federally-funded early education programs for families living below the poverty line and designed to meet the comprehensive needs of families.

For source information on the data cited in this profile, please email:

[advocacy@actforchildren.org](mailto:advocacy@actforchildren.org)



# Child Care and Early Education Profile: 2023

## 8th Congressional District Congressman Raja Krishnamoorthi

### A Snapshot of Children in Congressional District 8

**53,513** Children 0 to 5 } **70%** of children 0 to 5 live in households where all parents work  
**68,631** Children 6 to 12  
**122,143** Total children under 13

### What child care options are available to families?



**156** Child care centers can serve up to **17,464** children



**104** Licensed child care homes can serve up to **1,054** children



**128** License-exempt home caregivers can serve around **288** children

### How much are families paying for child care?

**MEDIAN FAMILY INCOME: \$100,311**

**INFANT:** Average annual price of licensed care



Home-based: **\$11,585**



Center-based: **\$17,836**

This is **12%-18%** of a family's income.

**PRESCHOOLER:** Average annual price of licensed care



Home-based: **\$10,556**



Center-based: **\$13,227**

This is **11%-13%** of a family's income.

The cost of center care rivals college tuition: **\$14,579**

### What programs support children & families in your district?

#### CHILD CARE ASSISTANCE PROGRAM

ILLINOIS DEPARTMENT OF HUMAN SERVICES (IDHS)

**1,668** children age 0-2

**2,103** children age 3-5

**1,745** children age 6-12

**5,540** children served

**\$27,288,974**

in total CCAP payments to providers in the district

The Child Care Assistance Program (CCAP), funded through IDHS, helps families pay for child care while they work or go to school.

#### EARLY CHILDHOOD BLOCK GRANT

ILLINOIS STATE BOARD OF EDUCATION (ISBE)

**15** Prevention Initiative programs

**828** children age 0-2

**34** Preschool for All programs

**3,428** children age 3-5

**4,256** children served

The Early Childhood Block Grant is funded by ISBE to help programs provide high-quality early education opportunities through Preschool for All (PFA) and Prevention Initiative (PI) services for infants, toddlers, and expectant families.

#### HEAD START & EARLY HEAD START

US DEPARTMENT OF HEALTH & HUMAN SERVICES

**2** Early Head Start sites

**193** children age 0-2

**9** Head Start sites

**294** children age 3-5

**487** children served

Head Start programs for 3- and 4-year-olds, along with Early Head Start for infants and toddlers, are federally-funded early education programs for families living below the poverty line and designed to meet the comprehensive needs of families.

For source information on the data cited in this profile, please email:

[advocacy@actforchildren.org](mailto:advocacy@actforchildren.org)



# Child Care and Early Education Profile: 2023

9th Congressional District Congresswoman Jan Schakowsky

## A Snapshot of Children in Congressional District 9

**45,756** Children 0 to 5 } **71%** of children 0 to 5 live in households where all parents work  
**62,240** Children 6 to 12  
**107,997** Total children under 13

## What child care options are available to families?



**225** Child care centers can serve up to **20,185** children



**120** Licensed child care homes can serve up to **1,196** children



**115** License-exempt home caregivers can serve around **250** children

## How much are families paying for child care?

**MEDIAN FAMILY INCOME: \$112,455**

**INFANT:** Average annual price of licensed care



Home-based: **\$13,468**



Center-based: **\$19,313**

This is **12%-17%** of a family's income.

**PRESCHOOLER:** Average annual price of licensed care



Home-based: **\$12,413**



Center-based: **\$13,834**

This is **11%-12%** of a family's income.

The cost of center care rivals college tuition: **\$14,579**

## What programs support children & families in your district?

### CHILD CARE ASSISTANCE PROGRAM

ILLINOIS DEPARTMENT OF HUMAN SERVICES (IDHS)

**1,428** children age 0-2

**1,712** children age 3-5

**1,494** children age 6-12

**4,668** children served

**\$23,390,602**

in total CCAP payments to providers in the district

The Child Care Assistance Program (CCAP), funded through IDHS, helps families pay for child care while they work or go to school.

### EARLY CHILDHOOD BLOCK GRANT

ILLINOIS STATE BOARD OF EDUCATION (ISBE)

**11** Prevention Initiative programs

**571** children age 0-2

**49** Preschool for All programs

**2,840** children age 3-5

**3,411** children served

The Early Childhood Block Grant is funded by ISBE to help programs provide high-quality early education opportunities through Preschool for All (PFA) and Prevention Initiative (PI) services for infants, toddlers, and expectant families.

### HEAD START & EARLY HEAD START

US DEPARTMENT OF HEALTH & HUMAN SERVICES

**15** Early Head Start sites

**401** children age 0-2

**10** Head Start sites

**600** children age 3-5

**1,001** children served

Head Start programs for 3- and 4-year-olds, along with Early Head Start for infants and toddlers, are federally-funded early education programs for families living below the poverty line and designed to meet the comprehensive needs of families.

For source information on the data cited in this profile, please email:

[advocacy@actforchildren.org](mailto:advocacy@actforchildren.org)



# Child Care and Early Education Profile: 2023

10th Congressional District Congressman Brad Schneider

## A Snapshot of Children in Congressional District 10

**52,171** Children 0 to 5 } **68%** of children 0 to 5 live in households where all parents work  
**71,894** Children 6 to 12  
**124,065** Total children under 13

## What child care options are available to families?



**199** Child care centers can serve up to **17,674** children



**455** Licensed child care homes can serve up to **4,793** children



**244** License-exempt home caregivers can serve around **587** children

## How much are families paying for child care?

**MEDIAN FAMILY INCOME: \$111,706**

**INFANT:** Average annual price of licensed care



Home-based: **\$10,441**



Center-based: **\$17,985**

This is **9%-16%** of a family's income.

**PRESCHOOLER:** Average annual price of licensed care



Home-based: **\$9,142**



Center-based: **\$13,912**

This is **8%-12%** of a family's income.

The cost of center care rivals college tuition: **\$14,579**

## What programs support children & families in your district?

### CHILD CARE ASSISTANCE PROGRAM

ILLINOIS DEPARTMENT OF HUMAN SERVICES (IDHS)

**2,445** children age 0-2

**2,691** children age 3-5

**3,328** children age 6-12

**8,536** children served

**\$43,040,904**

in total CCAP payments to providers in the district

The Child Care Assistance Program (CCAP), funded through IDHS, helps families pay for child care while they work or go to school.

### EARLY CHILDHOOD BLOCK GRANT

ILLINOIS STATE BOARD OF EDUCATION (ISBE)

**10** Prevention Initiative programs

**642** children age 0-2

**35** Preschool for All programs

**3,239** children age 3-5

**3,881** children served

The Early Childhood Block Grant is funded by ISBE to help programs provide high-quality early education opportunities through Preschool for All (PFA) and Prevention Initiative (PI) services for infants, toddlers, and expectant families.

### HEAD START & EARLY HEAD START

US DEPARTMENT OF HEALTH & HUMAN SERVICES

**1** Early Head Start sites

**70** children age 0-2

**5** Head Start sites

**299** children age 3-5

**369** children served

Head Start programs for 3- and 4-year-olds, along with Early Head Start for infants and toddlers, are federally-funded early education programs for families living below the poverty line and designed to meet the comprehensive needs of families.

For source information on the data cited in this profile, please email:

[advocacy@actforchildren.org](mailto:advocacy@actforchildren.org)



# Child Care and Early Education Profile: 2023

11th Congressional District Congressman Bill Foster

## A Snapshot of Children in Congressional District 11

**50,298** Children 0 to 5 } **66%** of children 0 to 5 live in households where all parents work  
**65,010** Children 6 to 12  
**115,308** Total children under 13

## What child care options are available to families?



**172** Child care centers can serve up to **17,375** children



**205** Licensed child care homes can serve up to **2,104** children



**186** License-exempt home caregivers can serve around **419** children

## How much are families paying for child care?

**MEDIAN FAMILY INCOME: \$115,641**

**INFANT:** Average annual price of licensed care



Home-based: **\$10,899**



Center-based: **\$17,069**

This is **9%-15%** of a family's income.

**PRESCHOOLER:** Average annual price of licensed care



Home-based: **\$9,936**



Center-based: **\$12,899**

This is **9%-11%** of a family's income.

The cost of center care rivals college tuition: **\$14,579**

## What programs support children & families in your district?

### CHILD CARE ASSISTANCE PROGRAM

ILLINOIS DEPARTMENT OF HUMAN SERVICES (IDHS)

**1,769** children age 0-2

**2,052** children age 3-5

**1,926** children age 6-12

**5,784** children served

**\$27,206,567**

in total CCAP payments to providers in the district

The Child Care Assistance Program (CCAP), funded through IDHS, helps families pay for child care while they work or go to school.

### EARLY CHILDHOOD BLOCK GRANT

ILLINOIS STATE BOARD OF EDUCATION (ISBE)

**8** Prevention Initiative programs

**614** children age 0-2

**31** Preschool for All programs

**2,967** children age 3-5

**3,581** children served

The Early Childhood Block Grant is funded by ISBE to help programs provide high-quality early education opportunities through Preschool for All (PFA) and Prevention Initiative (PI) services for infants, toddlers, and expectant families.

### HEAD START & EARLY HEAD START

US DEPARTMENT OF HEALTH & HUMAN SERVICES

**1** Early Head Start sites

**24** children age 0-2

**5** Head Start sites

**431** children age 3-5

**455** children served

Head Start programs for 3- and 4-year-olds, along with Early Head Start for infants and toddlers, are federally-funded early education programs for families living below the poverty line and designed to meet the comprehensive needs of families.

For source information on the data cited in this profile, please email:

[advocacy@actforchildren.org](mailto:advocacy@actforchildren.org)





# Child Care and Early Education Profile: 2023

12th Congressional District Congressman Mike Bost

## A Snapshot of Children in Congressional District 12

**50,909** Children 0 to 5 } **67%** of children 0 to 5 live in households where all parents work  
**65,921** Children 6 to 12  
**116,830** Total children under 13

## What child care options are available to families?



**137** Child care centers can serve up to **11,134** children



**291** Licensed child care homes can serve up to **2,948** children



**433** License-exempt home caregivers can serve around **962** children

## How much are families paying for child care?

**MEDIAN FAMILY INCOME: \$77,706**

**INFANT:** Average annual price of licensed care



Home-based: **\$7,941**



Center-based: **\$11,504**

This is **10%-15%** of a family's income.

**PRESCHOOLER:** Average annual price of licensed care



Home-based: **\$7,205**



Center-based: **\$8,427**

This is **9%-11%** of a family's income.

The cost of center care rivals college tuition: **\$14,579**

## What programs support children & families in your district?

### CHILD CARE ASSISTANCE PROGRAM

ILLINOIS DEPARTMENT OF HUMAN SERVICES (IDHS)

**2,161** children age 0-2

**2,074** children age 3-5

**2,007** children age 6-12

**6,295** children served

**\$22,247,265**

in total CCAP payments to providers in the district

The Child Care Assistance Program (CCAP), funded through IDHS, helps families pay for child care while they work or go to school.

### EARLY CHILDHOOD BLOCK GRANT

ILLINOIS STATE BOARD OF EDUCATION (ISBE)

**31** Prevention Initiative programs

**1,162** children age 0-2

**121** Preschool for All programs

**5,936** children age 3-5

**7,098** children served

The Early Childhood Block Grant is funded by ISBE to help programs provide high-quality early education opportunities through Preschool for All (PFA) and Prevention Initiative (PI) services for infants, toddlers, and expectant families.

### HEAD START & EARLY HEAD START

US DEPARTMENT OF HEALTH & HUMAN SERVICES

**18** Early Head Start sites

**588** children age 0-2

**50** Head Start sites

**2,161** children age 3-5

**2,749** children served

Head Start programs for 3- and 4-year-olds, along with Early Head Start for infants and toddlers, are federally-funded early education programs for families living below the poverty line and designed to meet the comprehensive needs of families.

For source information on the data cited in this profile, please email:

[advocacy@actforchildren.org](mailto:advocacy@actforchildren.org)



# Child Care and Early Education Profile: 2023

13th Congressional District Congresswoman Nikki Budzinski

## A Snapshot of Children in Congressional District 13

**50,324** Children 0 to 5 } **72%** of children 0 to 5 live in households where all parents work

**58,532** Children 6 to 12

**108,856** Total children under 13

## What child care options are available to families?



**151** Child care centers can serve up to **16,805** children



**513** Licensed child care homes can serve up to **4,747** children



**1,401** License-exempt home caregivers can serve around **3294** children

## How much are families paying for child care?

**MEDIAN FAMILY INCOME: \$75,565**

**INFANT:** Average annual price of licensed care



Home-based: **\$8,967**



Center-based: **\$13,807**

This is **12%-18%** of a family's income.

**PRESCHOOLER:** Average annual price of licensed care



Home-based: **\$7,899**



Center-based: **\$9,941**

This is **10%-13%** of a family's income.

The cost of center care rivals college tuition: **\$14,579**

## What programs support children & families in your district?

### CHILD CARE ASSISTANCE PROGRAM

ILLINOIS DEPARTMENT OF HUMAN SERVICES (IDHS)

**4,692** children age 0-2

**4,556** children age 3-5

**5,569** children age 6-12

**14,969** children served

**\$53,334,011**

in total CCAP payments to providers in the district

The Child Care Assistance Program (CCAP), funded through IDHS, helps families pay for child care while they work or go to school.

### EARLY CHILDHOOD BLOCK GRANT

ILLINOIS STATE BOARD OF EDUCATION (ISBE)

**19** Prevention Initiative programs

**1,576** children age 0-2

**91** Preschool for All programs

**6,606** children age 3-5

**8,182** children served

The Early Childhood Block Grant is funded by ISBE to help programs provide high-quality early education opportunities through Preschool for All (PFA) and Prevention Initiative (PI) services for infants, toddlers, and expectant families.

### HEAD START & EARLY HEAD START

US DEPARTMENT OF HEALTH & HUMAN SERVICES

**19** Early Head Start sites

**986** children age 0-2

**27** Head Start sites

**1,978** children age 3-5

**2,964** children served

Head Start programs for 3- and 4-year-olds, along with Early Head Start for infants and toddlers, are federally-funded early education programs for families living below the poverty line and designed to meet the comprehensive needs of families.

For source information on the data cited in this profile, please email:

[advocacy@actforchildren.org](mailto:advocacy@actforchildren.org)



# Child Care and Early Education Profile: 2023

## 14th Congressional District Congresswoman Lauren Underwood

### A Snapshot of Children in Congressional District 14

**52,329** Children 0 to 5 } **66%** of children 0 to 5 live in households where all parents work  
**77,359** Children 6 to 12  
**129,688** Total children under 13

### What child care options are available to families?



**111** Child care centers can serve up to **10,648** children



**241** Licensed child care homes can serve up to **2,432** children



**453** License-exempt home caregivers can serve around **1081** children

### How much are families paying for child care?

**MEDIAN FAMILY INCOME: \$95,378**

**INFANT:** Average annual price of licensed care



Home-based: **\$9,844**



Center-based: **\$15,119**

This is **10%-16%** of a family's income.

**PRESCHOOLER:** Average annual price of licensed care



Home-based: **\$9,198**



Center-based: **\$11,348**

This is **10%-12%** of a family's income.

The cost of center care rivals college tuition: **\$14,579**

### What programs support children & families in your district?

#### CHILD CARE ASSISTANCE PROGRAM

ILLINOIS DEPARTMENT OF HUMAN SERVICES (IDHS)

**2,328** children age 0-2

**2,569** children age 3-5

**2,692** children age 6-12

**7,670** children served

**\$32,740,486**

in total CCAP payments to providers in the district

The Child Care Assistance Program (CCAP), funded through IDHS, helps families pay for child care while they work or go to school.

#### EARLY CHILDHOOD BLOCK GRANT

ILLINOIS STATE BOARD OF EDUCATION (ISBE)

**7** Prevention Initiative programs

**545** children age 0-2

**45** Preschool for All programs

**3,375** children age 3-5

**3,920** children served

The Early Childhood Block Grant is funded by ISBE to help programs provide high-quality early education opportunities through Preschool for All (PFA) and Prevention Initiative (PI) services for infants, toddlers, and expectant families.

#### HEAD START & EARLY HEAD START

US DEPARTMENT OF HEALTH & HUMAN SERVICES

**10** Early Head Start sites

**440** children age 0-2

**16** Head Start sites

**687** children age 3-5

**1,127** children served

Head Start programs for 3- and 4-year-olds, along with Early Head Start for infants and toddlers, are federally-funded early education programs for families living below the poverty line and designed to meet the comprehensive needs of families.

# Child Care and Early Education Profile: 2023

15th Congressional District Congresswoman Mary Miller

## A Snapshot of Children in Congressional District 15

**47,520** Children 0 to 5 } **66%** of children 0 to 5 live in households where all parents work  
**64,456** Children 6 to 12  
**111,976** Total children under 13

## What child care options are available to families?



**114** Child care centers can serve up to **9,798** children



**491** Licensed child care homes can serve up to **4,624** children



**352** License-exempt home caregivers can serve around **756** children

## How much are families paying for child care?

**MEDIAN FAMILY INCOME: \$81,479**

**INFANT:** Average annual price of licensed care



Home-based: **\$7,450**



Center-based: **\$10,687**

This is **9%-13%** of a family's income.

**PRESCHOOLER:** Average annual price of licensed care



Home-based: **\$6,827**



Center-based: **\$8,192**

This is **8%-10%** of a family's income.

The cost of center care rivals college tuition: **\$14,579**

## What programs support children & families in your district?

### CHILD CARE ASSISTANCE PROGRAM

ILLINOIS DEPARTMENT OF HUMAN SERVICES (IDHS)

**1,811** children age 0-2

**1,836** children age 3-5

**1,835** children age 6-12

**5,521** children served

**\$19,518,491**

in total CCAP payments to providers in the district

The Child Care Assistance Program (CCAP), funded through IDHS, helps families pay for child care while they work or go to school.

### EARLY CHILDHOOD BLOCK GRANT

ILLINOIS STATE BOARD OF EDUCATION (ISBE)

**36** Prevention Initiative programs

**1,393** children age 0-2

**121** Preschool for All programs

**6,951** children age 3-5

**8,344** children served

The Early Childhood Block Grant is funded by ISBE to help programs provide high-quality early education opportunities through Preschool for All (PFA) and Prevention Initiative (PI) services for infants, toddlers, and expectant families.

### HEAD START & EARLY HEAD START

US DEPARTMENT OF HEALTH & HUMAN SERVICES

**17** Early Head Start sites

**286** children age 0-2

**29** Head Start sites

**1,099** children age 3-5

**1,385** children served

Head Start programs for 3- and 4-year-olds, along with Early Head Start for infants and toddlers, are federally-funded early education programs for families living below the poverty line and designed to meet the comprehensive needs of families.

For source information on the data cited in this profile, please email:

[advocacy@actforchildren.org](mailto:advocacy@actforchildren.org)



# Child Care and Early Education Profile: 2023

16th Congressional District Congressman Darin LaHood

## A Snapshot of Children in Congressional District 16

**50,425** Children 0 to 5 } **74%** of children 0 to 5 live in households where all parents work  
**67,620** Children 6 to 12  
**118,045** Total children under 13

## What child care options are available to families?



**101** Child care centers can serve up to **9,210** children



**361** Licensed child care homes can serve up to **3,468** children



**260** License-exempt home caregivers can serve around **612** children

## How much are families paying for child care?

**MEDIAN FAMILY INCOME: \$89,303**

**INFANT:** Average annual price of licensed care



Home-based: **\$8,196**



Center-based: **\$13,406**

This is **9%-15%** of a family's income.

**PRESCHOOLER:** Average annual price of licensed care



Home-based: **\$7,665**



Center-based: **\$10,191**

This is **9%-11%** of a family's income.

The cost of center care rivals college tuition: **\$14,579**

## What programs support children & families in your district?

### CHILD CARE ASSISTANCE PROGRAM

ILLINOIS DEPARTMENT OF HUMAN SERVICES (IDHS)

**1,532** children age 0-2

**1,661** children age 3-5

**1,681** children age 6-12

**4,908** children served

**\$18,626,962**

in total CCAP payments to providers in the district

The Child Care Assistance Program (CCAP), funded through IDHS, helps families pay for child care while they work or go to school.

### EARLY CHILDHOOD BLOCK GRANT

ILLINOIS STATE BOARD OF EDUCATION (ISBE)

**9** Prevention Initiative programs

**543** children age 0-2

**63** Preschool for All programs

**4,071** children age 3-5

**4,614** children served

The Early Childhood Block Grant is funded by ISBE to help programs provide high-quality early education opportunities through Preschool for All (PFA) and Prevention Initiative (PI) services for infants, toddlers, and expectant families.

### HEAD START & EARLY HEAD START

US DEPARTMENT OF HEALTH & HUMAN SERVICES

**7** Early Head Start sites

**74** children age 0-2

**18** Head Start sites

**594** children age 3-5

**668** children served

Head Start programs for 3- and 4-year-olds, along with Early Head Start for infants and toddlers, are federally-funded early education programs for families living below the poverty line and designed to meet the comprehensive needs of families.

For source information on the data cited in this profile, please email:

[advocacy@actforchildren.org](mailto:advocacy@actforchildren.org)



# Child Care and Early Education Profile: 2023

17th Congressional District Congressman Eric Sorensen

## A Snapshot of Children in Congressional District 17

**51,101** Children 0 to 5 } **74%** of children 0 to 5 live in households where all parents work  
**65,566** Children 6 to 12  
**116,667** Total children under 13

## What child care options are available to families?



**146** Child care centers can serve up to **12,811** children



**476** Licensed child care homes can serve up to **4,459** children



**1,038** License-exempt home caregivers can serve around **2483** children

## How much are families paying for child care?

**MEDIAN FAMILY INCOME: \$66,951**

**INFANT:** Average annual price of licensed care



Home-based: **\$8,406**



Center-based: **\$13,191**

This is **13%-20%** of a family's income.

**PRESCHOOLER:** Average annual price of licensed care



Home-based: **\$7,787**



Center-based: **\$9,531**

This is **12%-14%** of a family's income.

The cost of center care rivals college tuition: **\$14,579**

## What programs support children & families in your district?

### CHILD CARE ASSISTANCE PROGRAM

ILLINOIS DEPARTMENT OF HUMAN SERVICES (IDHS)

**4,242** children age 0-2

**4,162** children age 3-5

**4,688** children age 6-12

**13,205** children served

**\$49,492,826**

in total CCAP payments to providers in the district

The Child Care Assistance Program (CCAP), funded through IDHS, helps families pay for child care while they work or go to school.

### EARLY CHILDHOOD BLOCK GRANT

ILLINOIS STATE BOARD OF EDUCATION (ISBE)

**28** Prevention Initiative programs

**1,511** children age 0-2

**101** Preschool for All programs

**7,021** children age 3-5

**8,532** children served

The Early Childhood Block Grant is funded by ISBE to help programs provide high-quality early education opportunities through Preschool for All (PFA) and Prevention Initiative (PI) services for infants, toddlers, and expectant families.

### HEAD START & EARLY HEAD START

US DEPARTMENT OF HEALTH & HUMAN SERVICES

**19** Early Head Start sites

**761** children age 0-2

**42** Head Start sites

**2,596** children age 3-5

**3,357** children served

Head Start programs for 3- and 4-year-olds, along with Early Head Start for infants and toddlers, are federally-funded early education programs for families living below the poverty line and designed to meet the comprehensive needs of families.

For source information on the data cited in this profile, please email:

[advocacy@actforchildren.org](mailto:advocacy@actforchildren.org)








# Child Care and Early Education Profile: 2023

## Illinois

### A Snapshot of Children in Illinois

**855,606** Children 0 to 5 } **70%** of children 0 to 5 live in households where all parents work  
**1,108,401** Children 6 to 12  
**1,964,007** Total children under 13

### What child care options are available to families?

-  **3,009** Child care centers can serve up to **266,374** children
-  **5,975** Licensed child care homes can serve up to **58,567** children
-  **9,000** License-exempt home caregivers can serve around **62,478** children

### How much are families paying for child care?

**MEDIAN FAMILY INCOME: \$90,616**

**INFANT:** Average annual price of licensed care

 Home-based: **\$9,648**

 Center-based: **\$15,343**

This is **11%–17%** of a family's income.

**PRESCHOOLER:** Average annual price of licensed care

 Home-based: **\$8,577**

 Center-based: **\$11,340**

This is **9%–13%** of a family's income.

The cost of center care rivals college tuition: **\$14,579**

### What programs support children & families in your district?

#### CHILD CARE ASSISTANCE PROGRAM

ILLINOIS DEPARTMENT OF HUMAN SERVICES (IDHS)

**52,605** children age 0–2  
**56,919** children age 3–5  
**62,949** children age 6–12

**174,517** children served

**\$780,084,967**

in total CCAP payments to providers in the district

The Child Care Assistance Program (CCAP), funded through IDHS, helps families pay for child care while they work or go to school.

#### EARLY CHILDHOOD BLOCK GRANT

ILLINOIS STATE BOARD OF EDUCATION (ISBE)

**346** Prevention Initiative programs  
**17,254** children age 0–2  
**1,420** Preschool for All programs  
**83,335** children age 3–5

**100,589** children served

The Early Childhood Block Grant is funded by ISBE to help programs provide high-quality early education opportunities through Preschool for All (PFA) and Prevention Initiative (PI) services for infants, toddlers, and expectant families.

#### HEAD START & EARLY HEAD START

US DEPARTMENT OF HEALTH & HUMAN SERVICES

**338** Early Head Start sites  
**10,821** children age 0–2  
**415** Head Start sites  
**17,876** children age 3–5

**28,697** children served

Head Start programs for 3- and 4-year-olds, along with Early Head Start for infants and toddlers, are federally-funded early education programs for families living below the poverty line and designed to meet the comprehensive needs of families.

For source information on the data cited in this profile, please email:

[advocacy@actforchildren.org](mailto:advocacy@actforchildren.org)

